LIGHTING CATALOGUE

2022



Metalmek

FOLLOW US

Metalmek

Metalmek Illuminazione S.r.l.
I - 20045 Lainate (MI)
Via Ramazzotti, 10
Tel. +39 02 9373157
Fax +39 02 9371016
www.metalmek.info
info@metalmek.eu

Metalmek Lighting BV
Canadabaan 7d
NL - 5388 RT Nistelrode
Tel. +31 412 614033
Fax +31 412 613461
www.metalmek.nl
info@metalmek.nl

LIGHTING CATALOGUE 2022

Metalmek

Metalmek

LA NOSTRA STORIA È LA NOSTRA INNOVAZIONE

Da quasi 50 anni abbiamo l'orgoglio di produrre ed esportare con successo i nostri corpi illuminanti abbinati alla migliore tecnologia LED, sempre al passo con l'innovazione.
Il nostro *core business* è in grado di soddisfare qualsiasi esigenza anche nella realizzazione di prodotti LED ad hoc, su specifica personalizzazione del cliente committente, interamente progettati e realizzati nei nostri stabilimenti di Lainate.
Le nostre competenze specialistiche nella produzione e nella progettazione illuminotecnica, unitamente ad un'accurata scelta delle materie prime e precisione nella lavorazione delle stesse, rendono la nostra azienda un consolidato punto di riferimento nello specifico comparto dell'illuminazione LED per il B to B.









OUR HISTORY IS OUR INNOVATION

For almost 50 years we have been proud to produce and successfully export our lighting fixtures combined with the best LED technology, always in step with innovation.
Our core business is able to satisfy any requirement even in the production of ad hoc LED products, on specific customization of the customer, entirely designed and manufactured in our Lainate factories.
Our specialized skills in lighting production and design, together with a careful selection of raw materials and precision in the processing of the same, make our company a consolidated point of reference in the specific sector of LED lighting for B to B.

Metalmek

LIBERA INTERPRETAZIONE DELLA LUCE

Da sempre la nostra azienda collabora con progettisti, architetti e studi di ricerca. Grazie a questa sinergia, dallo studio del design e prototipi, alla sperimentazione tecnologica realizziamo prodotti ad alto valore ed esclusività. Il nuovo catalogo si declina in due gamme di illuminazione differenti: indoor e outdoor. La prima in grado di interpretare al meglio le soluzioni per interni attraverso due tipologie di prodotto, il primo Architectural con proposte distintive e di design, il secondo Metalmek con prodotti dalle caratteristiche più ordinarie. La linea outdoor Accademia offre invece una varietà di prodotti da esterno dall'alto contenuto tecnologico con la massima efficienza prestazionale.





FREE INTERPRETATION OF THE LIGHT

Our company has always cooperated with designers, architects and research studios. Thanks to this synergy, from the study of design and prototypes, to technological experimentation we produce products of high value and exclusivity.

The new catalog is divided in two different lighting ranges: indoor and outdoor. The first is able to best interpret interior solutions through two types of products, the first Architectural with distinctive and design proposals, the second Metalmek with products with more ordinary characteristics.

The Accademia outdoor line offers a variety of outdoor products with a high technological content and maximum performance efficiency.


Autosalone Mercedes-Benz, Milano


Negozio abbigliamento sportivo, Roma

LA MISSION DI UN NUOVO PROGETTO

La nostra offerta si presenta completata da una forte connotazione alla personalizzazione del prodotto LED, con l'obbiettivo di affermare con determinazione ed evidenza il nostro 'Made in Italy' che da sempre ci ha contraddistinto nell'offrire soluzioni illuminotecniche personalizzate.

Forme e dimensioni dei nostri prodotti sono declinabili a seconda delle richieste del cliente e delle esigenze architettoniche.

Con questo obiettivo abbiamo realizzato il nuovo catalogo, mostrando le nostre soluzioni illuminotecniche e le possibilità applicative dei nostri prodotti nei settori professionali, includendo un sempre maggiore numero di ambienti specializzati.



Galleria Nazionale d'Arte Moderna e Contemporanea, San Marino



Negozio arredamento cucine, Roma

THE MISSION OF A NEW PROJECT

Our offer is completed by a strong connotation to the customization of the LED product, with the aim of affirming with determination and evidence our 'Made in Italy' that has always distinguished us in offering customized lighting solutions.

The shapes and sizes of our products can be declined according to customer needs and architectural requirements.

With this purpose we have created the new catalog, showing our lighting solutions and the application possibilities of our products in the professional sectors, including an increasing number of specialized environments.

SOMMARIO / SUMMARY

ELENCO PRODOTTI PRODUCTS LIST 10

ARCHITECTURAL

INDICE / INDEX **PRODOTTI PER IL DESIGN ARCHITETTURALE** ARCHITECTURAL DESIGN PRODUCTS 22

METALMEK

INDICE / INDEX **PRODOTTI INDOOR** INDOOR PRODUCTS



FARETTI DA BINARIO SPOTLIGHTS 156



FOOD FOOD 186

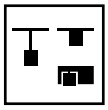

FARETTI A SOSPENSIONE - PLAFONE - INCASSO SUSPENSION - CEILING - RECESSED SPOTLIGHTS 200



SISTEMI MODULARI, CANALI E REGLETTE MODULAR SYSTEMS, CHANNELS AND REGLETTES 250



APPARECCHI DA SOSPENSIONE E PLAFONE SUSPENDED AND CEILING FITTINGS 276



APPARECCHI DA INCASSO RECESSED FITTINGS 314



AMBIENTI STERILI STERILE ENVIRONMENTS 342



INDUSTRIALI INDUSTRIAL FITTINGS 378

ACCADEMIA

INDICE / INDEX **PRODOTTI OUTDOOR** OUTDOOR PRODUCTS 406

ACCESSORI / ACCESSORIES 423

VERSIONI SU RICHIESTA / VERSIONS ON REQUEST 430

SPECIFICHE TECNICHE / TECHNICAL SPECIFICATIONS 431

INDICE GENERALE / GENERAL INDEX 435

INDICE ALFANUMERICO / ALPHANUMERIC INDEX 438

ELENCO PRODOTTI /
PRODUCTS LIST

PRODOTTI PER IL DESIGN ARCHITETTURALE / ARCHITECTURAL DESIGN PRODUCTS

DIRETTO-INDIRETTO / DIRECT-INDIRECT

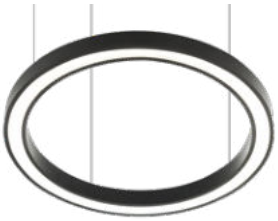

VECTOR ROUND D-I
9735 OP 30

DIRETTO / DIRECT

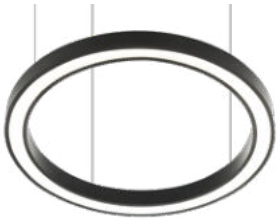

VECTOR ROUND D
9736 OP 32

DIRETTO / DIRECT

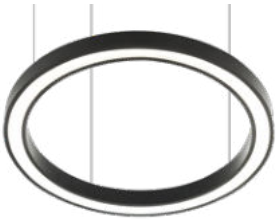

VECTOR ROUND D
9741 MP 34

DIRETTO / DIRECT



VECTOR ROUND MOSS
9836 OP 36

DIRETTO / DIRECT



CIRCLE
9750 OP 40

DIRETTO / DIRECT



CIRCLE
8930 OP 42

OPALE

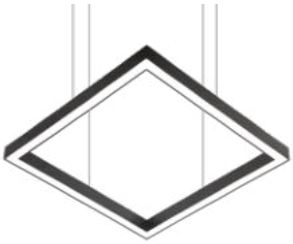

TILE D
9737 OP 46

DIRETTO / DIRECT

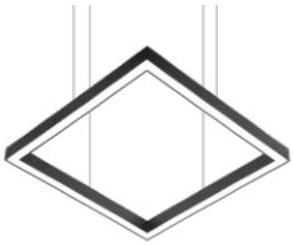

TILE D
9747 MP 48

DIRETTO-INDIRETTO / DIRECT-INDIRECT



VECTOR A D-I
9808 PAR99 54

DIRETTO / DIRECT



VECTOR A D
9807 PAR99 56

DIRETTO-INDIRETTO / DIRECT-INDIRECT

VECTOR A D-I
9820 OP 58

DIRETTO-INDIRETTO / DIRECT-INDIRECT

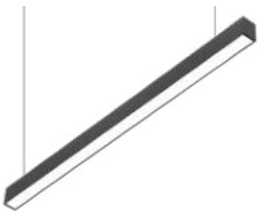

VECTOR A D-I
9809 MP 60

DIRETTO / DIRECT

VECTOR A D
9810 OP 62

DIRETTO / DIRECT

VECTOR A D
9814 MP 64

PRODOTTI PER IL DESIGN ARCHITETTURALE / ARCHITECTURAL DESIGN PRODUCTS

DIRETTO / DIRECT



VECTOR A
9806 LENS 68

INDIRETTO / INDIRECT



VECTOR A IND
9825 OP 70

DIRETTO / DIRECT



VECTOR FRAME A
9818 PAR99 72

DIRETTO / DIRECT



VECTOR FRAME A
9816 OP 74

DIRETTO / DIRECT



VECTOR FRAME A
9819 MP 76

DIRETTO / DIRECT



VECTOR FRAME A
9805 LENS 80

DIRETTO-INDIRETTO / DIRECT-INDIRECT



VECTOR M D-I
9708 OP 86

DIRETTO / DIRECT



VECTOR M D
9725 OP 88

DIRETTO / DIRECT



VECTOR M D
9727 MP 90

DIRETTO / DIRECT



VECTOR FRAME M
9726 OP 96

DIRETTO / DIRECT



VECTOR FRAME M
9728 MP 98

DIRETTO-INDIRETTO / DIRECT-INDIRECT



VECTOR L D-I
9754 OP 104

DIRETTO-INDIRETTO / DIRECT-INDIRECT



VECTOR L D-I
9755 MP 106

DIRETTO / DIRECT



VECTOR L
9730 OP 108

DIRETTO / DIRECT



VECTOR L
9757 MP 110

DIRETTO / DIRECT



VECTOR FRAME L
9731 OP 116

DIRETTO / DIRECT



VECTOR FRAME L
9756 MP 118

DIRETTO-INDIRETTO / DIRECT-INDIRECT



PIANTANA
8480 LENS 124

DIRETTO-INDIRETTO / DIRECT-INDIRECT



ZURIGO D-I
8470 128

DIRETTO-INDIRETTO / DIRECT-INDIRECT



VECTOR WALL D-I
8525 132

DIRETTO-INDIRETTO / DIRECT-INDIRECT

VAGO D-I
8521 136



ACUSTICA
9760 ISICHì 142



ACUSTICA
9780 ICHOS 144



TUBOLUCE IP65
7512 OP 148



TUBOLUCE IP65
7512 150



TUBOLUCE IP65
8518 50 LED OP 152

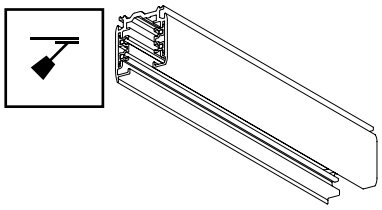

BINARIO ELETTRIFICATO
GLOBAL TRACK PRO 158

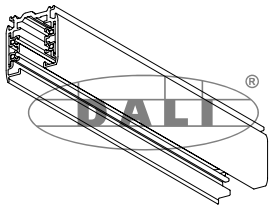

BINARIO DALI
GLOBAL TRACK DALI 162



POMPEI
GA-016 CASA 168



PISA
GA-017 BING 172



POSITANO
GA-016 CAFETERIA 176



POTENZA
REFORM CYLINDER 180



KAPPA
7555 184



POMPEI
GA-016 CASA 188



PISA
GA-017 BING 190



POSITANO
GA-016 CAFETERIA 192



POTENZA
REFORM CYLINDER 194



FL
MINI LEAN-1B 196



FL
LEAN-2B 198

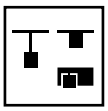



FL
MINI LEAN-1B 204



FL
LEAN-2B 206

SALERNO ROUND
8882 210

SALERNO SQUARE
8883 212



FI
7310 218



FI
7311 219



FIRST SINGLE 222



FIRST DUO 226



FIRST TRIO 230

MILANO ROUND
8872 234

MILANO SQUARE
8873 236



SOFIA
5150 240



GIOTTO 50
7625 244



FL
7431 248



LINEAR
6530
254



SLIM
7530 S
260



ALL IN ONE
8530
266



ALL IN ONE IP54
8540
272



INDUSTRY S
7538 PAR90
280



TWIN 2 D-I
9860 PAR90
286



TWIN 2 D-I
9851 OP
287



TWIN 2 D
9865 PAR90
290



TWIN 2 D
9861 OP
291



HI PANEL D-I
9946 MP
294



2190
298



T5 295-595
7810 PAR90
302



OK
4940 PAR90
308



OK
5953 OP 309



AZ21
5720 OP 312



595
2095 LENS 318



295-595
2090 MP 322



295-595
2080 MP 324



5T5
7960 PAR90 328



HI PANEL
9940 MP 332



ALBA
9145 336



MORBIDA
2019 340



TESTALETTO
7670 346



OK INOX IP65
4541 PAR90 DO 352



OK INOX IP54
4536 PAR90 DO 353



OK INOX IP65
4841 TS 356



OK INOX IP54
4838 TS 357



HI PANEL IP65
9945 360



OK IP65
4521 PAR90 DO 366



OK IP54
4511 PAR90 DO 367



OK IP65
4839 TS 370



OK IP54
4812 TS 371



600 IP65
6020 PAR90 DO 374



600 IP65
6038 TS 376



IPER
8615 LENS 382



AZ63
6165 386



ONDA IP65
7120 390



AZ61 IP65
6120 394



ERMETICA IP65
9550 398



DISCO
8370 402



ONE LIGHT LED
2037 410



SPOT LED
2038 420





ARCHITECTURAL

INDICE /
INDEX

VECTOR ROUND

DIRETTO-INDIRETTO / DIRECT-INDIRECT

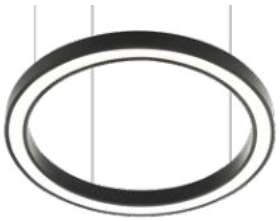

VECTOR ROUND D-I
9735 OP 30

DIRETTO / DIRECT

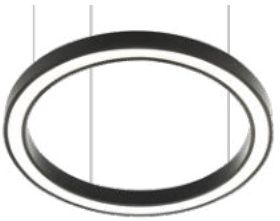

VECTOR ROUND D
9736 OP 32

DIRETTO / DIRECT

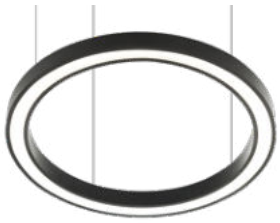

VECTOR ROUND D
9741 MP 34

DIRETTO / DIRECT



VECTOR ROUND MOSS
9836 OP 36

CIRCLE

DIRETTO / DIRECT



CIRCLE
9750 OP 40



CIRCLE
8930 OP 42

TILE D

OPALE

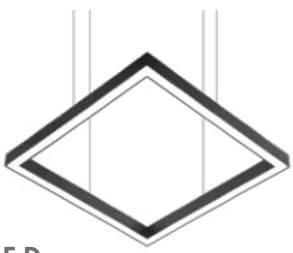

TILE D
9737 OP 46

DIRETTO / DIRECT

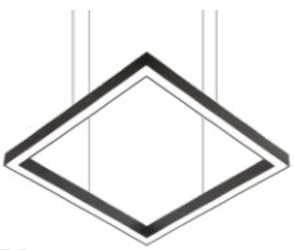

TILE D
9747 MP 48

VECTOR A

DIRETTO-INDIRETTO / DIRECT-INDIRECT



VECTOR A D-I
9808 PAR99 54

DIRETTO / DIRECT



VECTOR A D
9807 PAR99 56

DIRETTO-INDIRETTO / DIRECT-INDIRECT

VECTOR A D-I
9820 OP 58

DIRETTO-INDIRETTO / DIRECT-INDIRECT

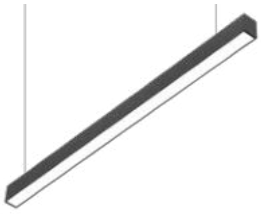

VECTOR A D-I
9809 MP 60

DIRETTO / DIRECT

VECTOR A D
9810 OP 62

DIRETTO / DIRECT

VECTOR A D
9814 MP 64

DIRETTO / DIRECT



VECTOR A
9806 LENS 68

INDIRETTO / INDIRECT



VECTOR A IND
9825 OP 70

VECTOR FRAME A

DIRETTO / DIRECT



VECTOR FRAME A
9818 PAR99 72

DIRETTO / DIRECT



VECTOR FRAME A
9816 OP 74

DIRETTO / DIRECT



VECTOR FRAME A
9819 MP 76

DIRETTO / DIRECT



VECTOR FRAME A
9805 LENS 80

VECTOR M

DIRETTO / DIRECT



VECTOR M D-I
9708 OP 86

DIRETTO / DIRECT



VECTOR M D
9725 OP 88

DIRETTO / DIRECT



VECTOR M D
9727 MP 90

VECTOR FRAME M

DIRETTO / DIRECT



VECTOR FRAME M
9726 OP 96

DIRETTO / DIRECT



VECTOR FRAME M
9728 MP 98

VECTOR L

DIRETTO-INDIRETTO / DIRECT-INDIRECT



VECTOR L D-I
9754 OP 104

DIRETTO-INDIRETTO / DIRECT-INDIRECT



VECTOR L D-I
9755 MP 106

DIRETTO / DIRECT



VECTOR L
9730 OP 108

DIRETTO / DIRECT



VECTOR L
9757 MP 110

VECTOR FRAME L

DIRETTO / DIRECT



VECTOR FRAME L 9731 OP 116

DIRETTO / DIRECT



VECTOR FRAME L 9756 MP 118

DIRETTO-INDIRETTO / DIRECT-INDIRECT



PIANTANA 8480 LENS 124

DIRETTO-INDIRETTO / DIRECT-INDIRECT



ZURIGO D-I 8470 128

DIRETTO-INDIRETTO / DIRECT-INDIRECT



VECTOR WALL D-I 8525 132

DIRETTO-INDIRETTO / DIRECT-INDIRECT

VAGO D-I 8521 136

ACUSTICA



ACUSTICA 9760 ISICHì 142



ACUSTICA 9780 ICHOS 144



TUBOLUCE IP65 7512 OP 148



TUBOLUCE IP65 7512 150



TUBOLUCE IP65 8518 50 LED OP 152

VECTOR ROUND

APPLICAZIONE / APPLICATION

AREA COMMERCIALE /
COMMERCIAL AREA

LOCALE PUBBLICO /
PUBLIC HALL

LOCALE RESIDENZIALE /
RESIDENTIAL HALL

NEGOZIO /
SHOP

GRANDI AREE COMMERCIALI /
LARGE COMMERCIAL AREAS




VECTOR ROUND





VECTOR ROUND MOSS

VECTOR ROUND D-I
9735 OP



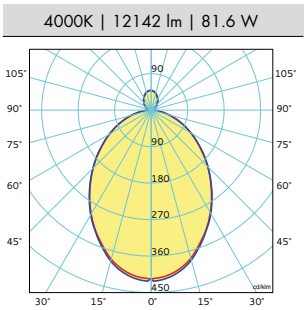

TIPI DI INSTALLAZIONE /
MOUNTINGS

Sospensione /
Suspended fitting



CORPO / BODY	In estruso di alluminio, verniciato con polveri epossipoliestere SOLVENT FREE di colore bianco, nero o altri colori su richiesta, termoindurenti a 180°C, con pretrattamento superficiale di fosfatazione.	In extruded aluminium, painted with SOLVENT-FREE, white, black or other colours upon request, epoxy polyester powders, thermosetting at 180°C, after phosphate treatment.
EMISSIONE LUMINOSA / LIGHT EMISSION	Diretta-Indiretta Simmetrica 	Direct-Indirect Symmetric
DISPOSITIVO OTTICO / OPTICAL DEVICE	Diffusore in metacrilato opale.	Diffuser in opal methacrylate.
CABLAGGIO / WIRING	Classe I Alimentazione 220~240 V Ac 50-60 Hz	Class I Feeding 220~240 V Ac 50-60 Hz

DATI TECNICI /
TECHNICAL DATA

LAMP. K	mA	lm/IN	lm/OUT	W	Ø	T	T'
3000	350	4226	2239	30,00	600	420	420
4000	350	4457	2361	30,00	600	420	420
3000	350	6869	3638	48,50	900	682	682
4000	350	7245	3837	48,50	900	682	682
3000	350	9190	4868	65,00	1200	945	945
4000	350	9693	5134	65,00	1200	945	945
3000	350	11512	6098	81,60	1500	1203	1203
4000	350	12142	6431	81,60	1500	1203	1203
3000	350	14476	7668	102,10	1800	1464	1464
4000	350	15268	8087	102,10	1800	1464	1464

*** MISURE SPECIALI SU RICHIESTA /** SPECIAL MEASURES ON REQUEST

FINITURE A SCELTA /
CHOOSE YOUR FINISH

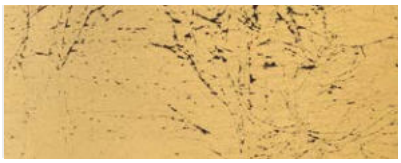

ORO /
GOLD



CORTEN /
CORTEN



COLORI RAL /
RAL COLORS

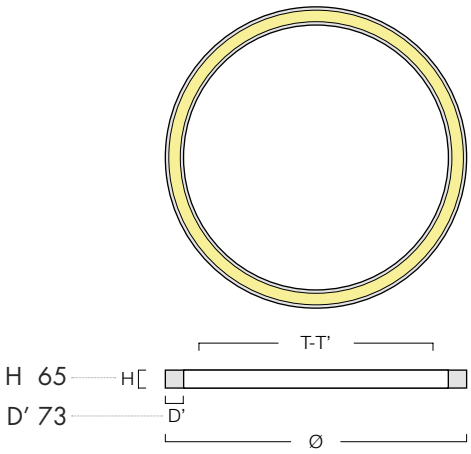

CRI 80 | A+ | CE | MAC ADAM 3 SDCM | 50k L80B20 | GR-0 | IP 20

SU RICHIESTA / VERSIONS ON REQUEST (ove possibile) (if possible)	Alimentatore elettronico dimmerabile. Alimentatore elettronico dimmerabile dali. Ra 90.	Dimmable electronic ballast. DALI dimmable electronic ballast. Ra 90.
ACCESSORI / ACCESSORIES	Accessori per l'installazione inclusi.	Installation accessories included.
NORMATIVE / REGULATIONS	EN 60598-1 EN 60598-2-1 EN 62031 Sicurezza fotobiologica delle lampade e sistemi di lampade, EN 62471; IEC/TR 62778 Rischio esente – GR 0	 Photobiological safety of lamps and lamp system EN 62471; IEC/TR 62778 Exempt risk – GR 0
DIRETTIVE / DIRECTIVES	2014/35/UE 2014/30/UE	

LAMP. K	Kg	m³	EL. COD	DALI COD
3000	3,60	0,028	97353WW0600E0B	97353WW0600DDB
4000	3,60	0,028	97353NW0600E0B	97353NW0600DDB
3000	5,40	0,062	97353WW0900E0B	97353WW0900DDB
4000	5,40	0,062	97353NW0900E0B	97353NW0900DDB
3000	7,20	0,110	97353WW1200E0B	97353WW1200DDB
4000	7,20	0,110	97353NW1200E0B	97353NW1200DDB
3000	9,00	0,171	97353WW1500E0B	97353WW1500DDB
4000	9,00	0,171	97353NW1500E0B	97353NW1500DDB
3000	10,80	0,246	97353WW1800E0B	97353WW1800DDB
4000	10,80	0,246	97353NW1800E0B	97353NW1800DDB

VECTOR ROUND D
9736 OP



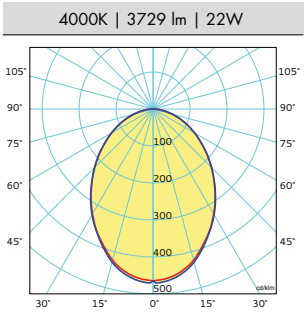

TIPI DI INSTALLAZIONE /
MOUNTINGS

Sospensione /
Suspended fitting



CORPO / BODY	In estruso di alluminio, verniciato con polveri epossipoliestere SOLVENT FREE di colore bianco, nero o altri colori su richiesta, termoindurenti a 180°C, con pretrattamento superficiale di fosfatazione.	In extruded aluminium, painted with SOLVENT-FREE, white, black or other colours upon request, epoxy polyester powders, thermosetting at 180°C, after phosphate treatment.
EMISSIONE LUMINOSA / LIGHT EMISSION	Diretta Simmetrica 	Direct Symmetric
DISPOSITIVO OTTICO / OPTICAL DEVICE	Diffusore in metacrilato opale.	Diffuser in opal methacrylate.
CABLAGGIO / WIRING	Classe I Alimentazione 220~240 V Ac 50-60 Hz	Class I Feeding 220~240 V Ac 50-60 Hz

DATI TECNICI /
TECHNICAL DATA

LAMP. K	mA	lm/IN	lm/OUT	W	Ø	T	T'
3000	350	3531	1859	22,00	600	420	420
4000	350	3729	1963	22,00	600	420	420
3000	350	5778	3042	36,00	900	682	682
4000	350	6102	3212	36,00	900	682	682
3000	350	7704	4056	48,00	1200	945	945
4000	350	8136	4283	48,00	1200	945	945
3000	350	9630	5070	60,00	1500	1203	1203
4000	350	10170	5354	60,00	1500	1203	1203
3000	350	12198	6422	76,00	1800	1464	1464
4000	350	12882	6782	76,00	1800	1464	1464

*** MISURE SPECIALI SU RICHIESTA /** SPECIAL MEASURES ON REQUEST

FINITURE A SCELTA /
CHOOSE YOUR FINISH

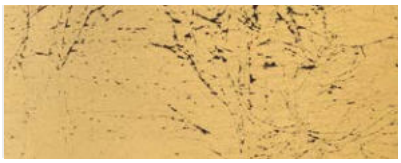

ORO /
GOLD



CORTEN /
CORTEN



COLORI RAL /
RAL COLORS

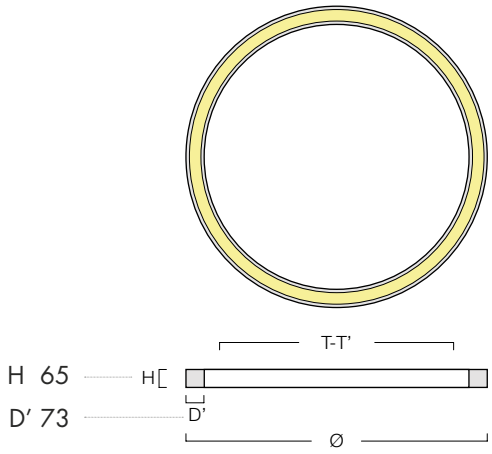

CRI ≥80 | A+ | CE | MAC ADAM 3 SDCM | 50k L80B20 | GR-0 | IP 20

SU RICHIESTA / VERSIONS ON REQUEST (ove possibile) (if possible)	Alimentatore elettronico dimmerabile. Alimentatore elettronico dimmerabile DALI. Ra 90.	Dimmable electronic ballast. DALI dimmable electronic ballast. Ra 90.
ACCESSORI / ACCESSORIES	Accessori per l'installazione inclusi.	Installation accessories included.
NORMATIVE / REGULATIONS	EN 60598-1 EN 60598-2-1 EN 62031 Sicurezza fotobiologica delle lampade e sistemi di lampade, EN 62471; IEC/TR 62778 Rischio esente – GR 0	 Photobiological safety of lamps and lamp system EN 62471; IEC/TR 62778 Exempt risk – GR 0
DIRETTIVE / DIRECTIVES	2014/35/UE 2014/30/UE	

LAMP. K	Kg	m³	EL. COD	DALI COD
3000	3,60	0,028	97363WW0600E0B	97363WW0600DDB
4000	3,60	0,028	97363NW0600E0B	97363NW0600DDB
3000	5,40	0,062	97363WW0900E0B	97363WW0900DDB
4000	5,40	0,062	97363NW0900E0B	97363NW0900DDB
3000	7,20	0,110	97363WW1200E0B	97363WW1200DDB
4000	7,20	0,110	97363NW1200E0B	97363NW1200DDB
3000	9,00	0,171	97363WW1500E0B	97363WW1500DDB
4000	9,00	0,171	97363NW1500E0B	97363NW1500DDB
3000	10,80	0,246	97363WW1800E0B	97363WW1800DDB
4000	10,80	0,246	97363NW1800E0B	97363NW1800DDB

VECTOR ROUND D
9741 MP



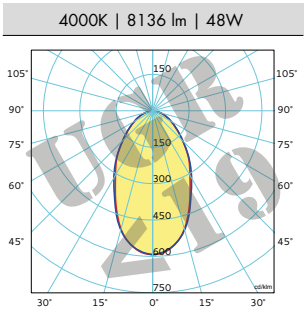

TIPI DI INSTALLAZIONE /
MOUNTINGS

Sospensione /
Suspended fitting



CORPO / BODY	In estruso di alluminio, verniciato con polveri epossipoliestere SOLVENT FREE di colore bianco, nero o altri colori su richiesta, termoindurenti a 180°C, con pretrattamento superficiale di fosfatazione.	In extruded aluminium, painted with SOLVENT-FREE, white, black or other colours upon request, epoxy polyester powders, thermosetting at 180°C, after phosphate treatment.
EMISSIONE LUMINOSA / LIGHT EMISSION	Diretta Simmetrica 	Direct Symmetric
DISPOSITIVO OTTICO / OPTICAL DEVICE	Diffusore in metacrilato microprismatizzato.	Diffuser in microprismatic methacrylate.
CABLAGGIO / WIRING	Classe I Alimentazione 220~240 V Ac 50-60 Hz	Class I Feeding 220~240 V Ac 50-60 Hz

DATI TECNICI /
TECHNICAL DATA

LAMP. K	mA	lm/IN	lm/OUT	W	Ø	T	T'
3000	350	3531	1559	22,00	600	420	420
4000	350	3729	1647	22,00	600	420	420
3000	350	5778	2551	36,00	900	682	682
4000	350	6102	2694	36,00	900	682	682
3000	350	7704	3402	48,00	1200	945	945
4000	350	8136	3592	48,00	1200	945	945
3000	350	9630	4252	60,00	1500	1203	1203
4000	350	10170	4490	60,00	1500	1203	1203
3000	350	12198	5386	76,00	1800	1464	1464
4000	350	12882	5688	76,00	1800	1464	1464

*** MISURE SPECIALI SU RICHIESTA /** SPECIAL MEASURES ON REQUEST

FINITURE A SCELTA /
CHOOSE YOUR FINISH

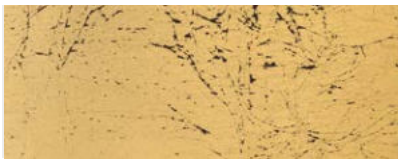

ORO /
GOLD



CORTEN /
CORTEN



COLORI RAL /
RAL COLORS

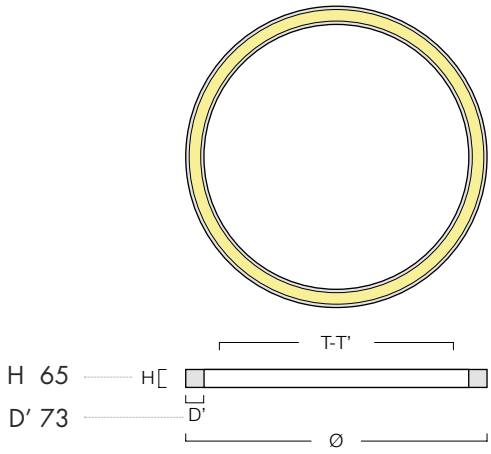

CRI ≥80 | A+ | CE | MAC ADAM 3 SDCM | 50k L80B20 | GR-0 | IP 20

SU RICHIESTA / VERSIONS ON REQUEST (ove possibile) (if possible)	Alimentatore elettronico dimmerabile. Alimentatore elettronico dimmerabile DALI. Ra 90.	Dimmable electronic ballast. DALI dimmable electronic ballast. Ra 90.
ACCESSORI / ACCESSORIES	Accessori per l'installazione inclusi.	Installation accessories included.
NORMATIVE / REGULATIONS	EN 60598-1 EN 60598-2-1 EN 62031 Sicurezza fotobiologica delle lampade e sistemi di lampade, EN 62471; IEC/TR 62778 Rischio esente – GR 0	 Photobiological safety of lamps and lamp system EN 62471; IEC/TR 62778 Exempt risk – GR 0
DIRETTIVE / DIRECTIVES	2014/35/UE 2014/30/UE	

LAMP. K	Kg	m³	EL. COD	DALI COD
3000	3,60	0,028	97413WW0600E0B	97413WW0600DDB
4000	3,60	0,028	97413NW0600E0B	97413NW0600DDB
3000	5,40	0,062	97413WW0900E0B	97413WW0900DDB
4000	5,40	0,062	97413NW0900E0B	97413NW0900DDB
3000	7,20	0,110	97413WW1200E0B	97413WW1200DDB
4000	7,20	0,110	97413NW1200E0B	97413NW1200DDB
3000	9,00	0,171	97413WW1500E0B	97413WW1500DDB
4000	9,00	0,171	97413NW1500E0B	97413NW1500DDB
3000	10,80	0,246	97413WW1800E0B	97413WW1800DDB
4000	10,80	0,246	97413NW1800E0B	97413NW1800DDB

VECTOR ROUND MOSS
9836 OP



4000K | 8136 lm | 48 W

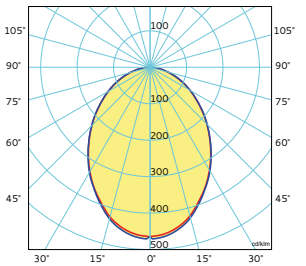

TIPI DI INSTALLAZIONE /
MOUNTINGS

Sospensione /
Suspended fitting



CORPO /
BODY

In estruso di alluminio, verniciato con polveri epossipoliestere SOLVENT FREE, termoindurenti a 180°C, con pretrattamento superficiale di fosfatazione.

LICHENE STABILIZZATO
Nessuna manutenzione necessaria.
Tenere lontano dalla luce solare diretta.
Non installare in ambienti con umidità inferiore al 40%.

In extruded aluminium, painted with SOLVENT-FREE, epoxy polyester powders, thermosetting at 180°C, after phosphate treatment.

STABILIZED LICHEN
No maintenance needed.
Keep away from direct sunlight.
Don't install in a room with humidity rate under 40%.

EMISSIONE LUMINOSA /
LIGHT EMISSION

Diretta
Simmetrica



Direct
Symmetric

DISPOSITIVO OTTICO /
OPTICAL DEVICE

Diffusore in metacrilato opale.

Diffuser in opal methacrylate.

CABLAGGIO /
WIRING

Classe I
Alimentazione 220~240 V / 50-60 Hz

Class I
Feeding 220~240 V / 50-60 Hz

DATI TECNICI /
TECHNICAL DATA

LAMP. K	mA	lm/IN	lm/OUT	W	Ø
3000	350	3531	1859	22,00	600
4000	350	3729	1963	22,00	600
3000	350	5778	3042	36,00	900
4000	350	6102	3212	36,00	900
3000	350	7704	4056	48,00	1200
4000	350	8136	4283	48,00	1200

FINITURE A SCELTA /
CHOOSE YOUR FINISH

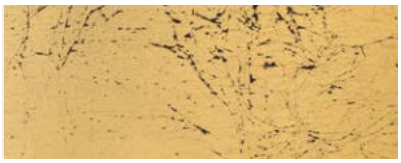

ORO /
GOLD



CORTEN /
CORTEN



COLORI RAL /
RAL COLORS

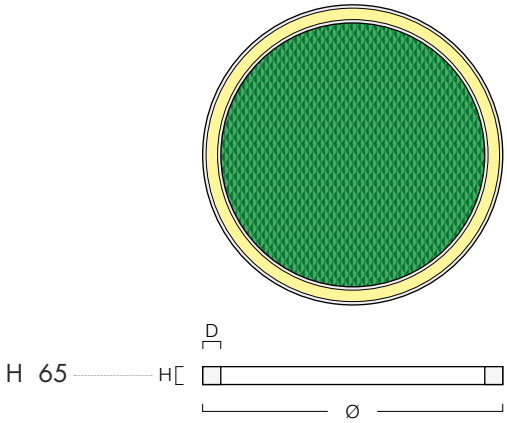

CRI ≥80 | A+ | CE | 50k L80B20 | GR-0 | IP 20

SU RICHIESTA / VERSIONS ON REQUEST (ove possibile) (if possible)	Alimentatore elettronico dimmerabile 1-10V. Alimentatore elettronico dimmerabile DALI. Ra 90.	Dimmable electronic ballast 1-10V. DALI dimmable electronic ballast. Ra 90.
ACCESSORI / ACCESSORIES	Accessori per l'installazione inclusi.	Installation accessories included.
NORMATIVE / REGULATIONS	EN 60598-1 EN 60598-2-1 EN 62031 Sicurezza fotobiologica delle lampade e sistemi di lampade, EN 62471; IEC/TR 62778 Rischio esente – GR 0 Carica batterica totale CBT: UNI EN ISO 4833-1 < 10 ufg/g - assenti	 Photobiological safety of lamps and lamp system EN 62471; IEC/TR 62778 Exempt risk – GR 0 Total bacterical load CBT: UNI EN ISO 4833-1 < 10 ufg/g - exempt
DIRETTIVE / DIRECTIVES	2014/35/UE 2014/30/UE	

LAMP. K	Kg	m³	EL. COD	DALI COD
3000	7.7	0.038	98363WW0600E0B	98363WW0600DDB
4000	7.7	0.038	98363NW0600E0B	98363NW0600DDB
3000	10.4	0.081	98363WW0900E0B	98363WW0900DDB
4000	10.4	0.081	98363NW0900E0B	98363NW0900DDB
3000	14.5	0.141	98363WW1200E0B	98363WW1200DDB
4000	14.5	0.141	98363NW1200E0B	98363NW1200DDB

CIRCLE

APPLICAZIONE / APPLICATION

AREA COMMERCIALE /
COMMERCIAL AREA

LOCALE PUBBLICO /
PUBLIC HALL

LOCALE RESIDENZIALE /
RESIDENTIAL HALL

NEGOZIO /
SHOP

GRANDI AREE COMMERCIALI /
LARGE COMMERCIAL AREAS




CIRCLE

CIRCLE
9750 OP



3000K | 12840 lm | 78.4W

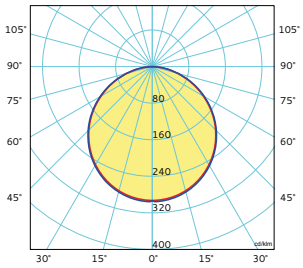

TIPI DI INSTALLAZIONE /
MOUNTINGS

Sospensione /
Suspended fitting

Plafone /
Surface mounted fitting



CORPO / BODY	In estruso di alluminio, verniciato con polveri epossipoliestere SOLVENT FREE, termoindurenti a 180°C, con pretrattamento superficiale di fosfatazione.	In extruded aluminium, painted with SOLVENT-FREE, epoxy polyester powders, thermosetting at 180°C, after phosphate treatment.
EMISSIONE LUMINOSA / LIGHT EMISSION	Diretta Simmetrica 	Direct Symmetric
DISPOSITIVO OTTICO / OPTICAL DEVICE	Diffusore in metacrilato opale.	Diffuser in opal methacrylate.
CABLAGGIO / WIRING	Classe I Alimentazione 220~240 V / 50-60 Hz	Class I Feeding 220~240 V / 50-60 Hz
SU RICHIESTA / VERSIONS ON REQUEST (ove possibile) (if possible)	Alimentatore elettronico dimmerabile 1-10V. Alimentatore elettronico dimmerabile DALI. Ra 90.	Dimmable electronic ballast 1-10V. DALI dimmable electronic ballast. Ra 90.

DATI TECNICI /
TECHNICAL DATA

LAMP. K	mA	lm/IN	lm/OUT	W	Ø
3000	350	5778	4343	35,20	600
4000	350	6094	4580	35,20	600
3000	350	12840	9650	78,40	900
4000	350	13544	10179	78,40	900
3000	350	23754	17852	144,60	1200
4000	350	25052	18828	144,60	1200

FINITURE A SCELTA /
CHOOSE YOUR FINISH

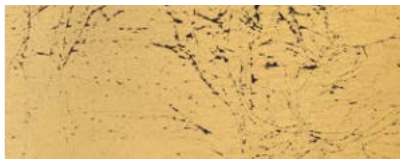

ORO /
GOLD



CORTEN /
CORTEN



COLORI RAL /
RAL COLORS

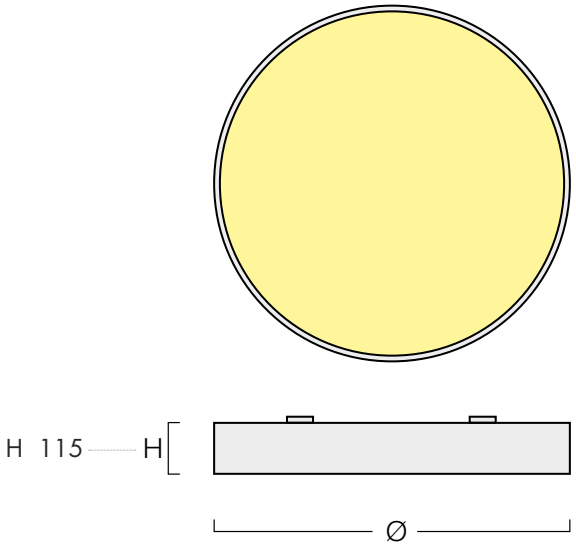

CRI ≥80 · A+ · CE · 50k L80B20 · GR-0 · IP 20

ACCESSORI /
ACCESSORIES
pag. 423

4417SP1-3	Kit per sospensione costituito da un dispositivo di regolazione micrometrica, x3 cavi d'acciaio Ø 1.2 mm L 2000 mm e un rosone in ottone cromato.	Suspension kit consisting of micrometric regulation device, x3 steel cable Ø 1.2 mm L 2000 mm and chromed brass cover.
4406	Kit per alimentazione costituito da un cavo di alimentazione trasparente L 2000 mm e un rosone in plastica. Dotato di morsettiera, fermacavo e accessori per il fissaggio.	Feeding kit consisting of feeding cable, in transparent colour L 2000 mm and plastic cover. Equipped with connection block, cablegland and fixing accessories.

NORMATIVE /
REGULATIONS

EN 60598-1 EN 60598-2-1 EN 62031	
Sicurezza fotobiologica delle lampade e sistemi di lampade, EN 62471; IEC/TR 62778	Photobiological safety of lamps and lamp system EN 62471; IEC/TR 62778
Rischio esente – GR 0	Exempt risk – GR 0

DIRETTIVE /
DIRECTIVES

2014/35/UE
2014/30/UE

LAMP. K	Kg	m³	EL. COD	DALI COD
3000	4,00	0,060	97503WW0600E0B	97503WW0600DDB
4000	4,00	0,060	97503NW0600E0B	97503NW0600DDB
3000	6,20	0,125	97503WW0900E0B	97503WW0900DDB
4000	6,20	0,125	97503NW0900E0B	97503NW0900DDB
3000	9,20	0,216	97503WW1200E0B	97503WW1200DDB
4000	9,20	0,216	97503NW1200E0B	97503NW1200DDB

CIRCLE
8930 OP



4000K | 2123 lm | 11.9W

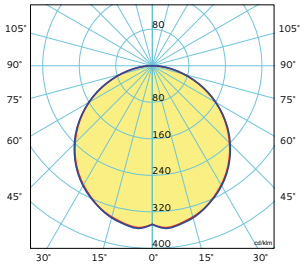

TIPI DI INSTALLAZIONE /
MOUNTINGS

Sospensione /
Suspended fitting

Plafone /
Surface mounted fitting



CORPO / BODY	In estruso di alluminio, verniciato con polveri epossipoliestere SOLVENT FREE, termoindurenti a 180°C, con pretrattamento superficiale di fosfatazione.	In extruded aluminium, painted with SOLVENT-FREE, epoxy polyester powders, thermosetting at 180°C, after phosphate treatment.
EMISSIONE LUMINOSA / LIGHT EMISSION	Diretta Simmetrica 	Direct Symmetric
DISPOSITIVO OTTICO / OPTICAL DEVICE	Diffusore in policarbonato opale.	Diffuser in opal polycarbonate.
CABLAGGIO / WIRING	Classe I Alimentazione 220~240 V / 50-60 Hz	Class I Feeding 220~240 V / 50-60 Hz
SU RICHIESTA / VERSIONS ON REQUEST (ove possibile) (if possible)	Alimentatore elettronico dimmerabile 1-10V. Alimentatore elettronico dimmerabile DALI. Ra 90.	Dimmable electronic ballast 1-10V. DALI dimmable electronic ballast. Ra 90.

DATI TECNICI /
TECHNICAL DATA

LAMP. K	mA	lm/IN	lm/OUT	W	Ø
3000	700	2013	1577	11,90	400
4000	700	2123	1663	11,90	400
3000	1400	3845	3012	24,70	400
4000	1400	4053	3175	24,70	400

FINITURE A SCELTA /
CHOOSE YOUR FINISH

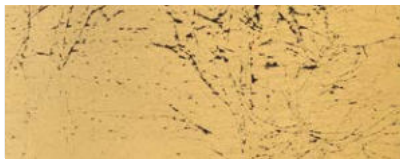

ORO /
GOLD



CORTEN /
CORTEN



COLORI RAL /
RAL COLORS

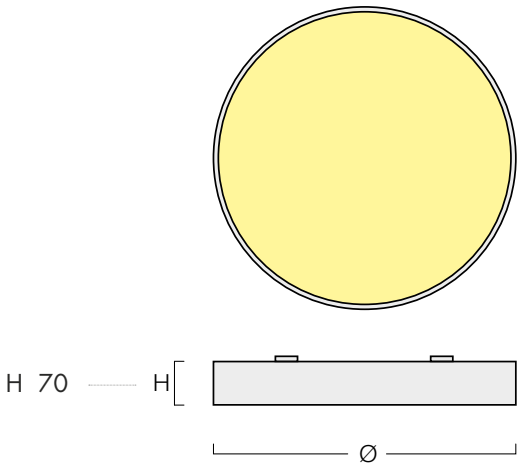

CRI ≥80 | A+ | CE | 50k L80B20 | GR-0 | IP 20

ACCESSORI /
ACCESSORIES
pag. 423

4417SP1-3	Kit per sospensione costituito da un dispositivo di regolazione micrometrica, x3 cavi d'acciaio Ø 1.2 mm L 2000 mm e un rosone in ottone cromato.	Suspension kit consisting of micrometric regulation device, x3 steel cable Ø 1.2 mm L 2000 mm and chromed brass cover.
4406	Kit per alimentazione costituito da un cavo di alimentazione trasparente L 2000 mm e un rosone in plastica. Dotato di morsettiera, fermacavo e accessori per il fissaggio.	Feeding kit consisting of feeding cable, in transparent colour L 2000 mm and plastic cover. Equipped with connection block, cablegland and fixing accessories.

NORMATIVE /
REGULATIONS

EN 60598-1 EN 60598-2-1 EN 62031	
Sicurezza fotobiologica delle lampade e sistemi di lampade, EN 62471; IEC/TR 62778	Photobiological safety of lamps and lamp system EN 62471; IEC/TR 62778
Rischio esente – GR 0	Exempt risk – GR 0

DIRETTIVE /
DIRECTIVES

2014/35/UE
2014/30/UE

LAMP. K	Kg	m³	EL. COD	DALI COD
3000	2,50	0,01	89307WW0400E0B	89307WW0400DDB
4000	2,50	0,01	89307NW0400E0B	89307NW0400DDB
3000	2,50	0,01	893014WW0400E0B	893014WW0400DDB
4000	2,50	0,01	893014NW0400E0B	893014NW0400DDB

TILE D

APPLICAZIONE / APPLICATION

AREA COMMERCIALE /
COMMERCIAL AREA

LOCALE PUBBLICO /
PUBLIC HALL

LOCALE RESIDENZIALE /
RESIDENTIAL HALL

NEGOZIO /
SHOP

GRANDI AREE COMMERCIALI /
LARGE COMMERCIAL AREAS





TILE D

TILE D
9737 OP

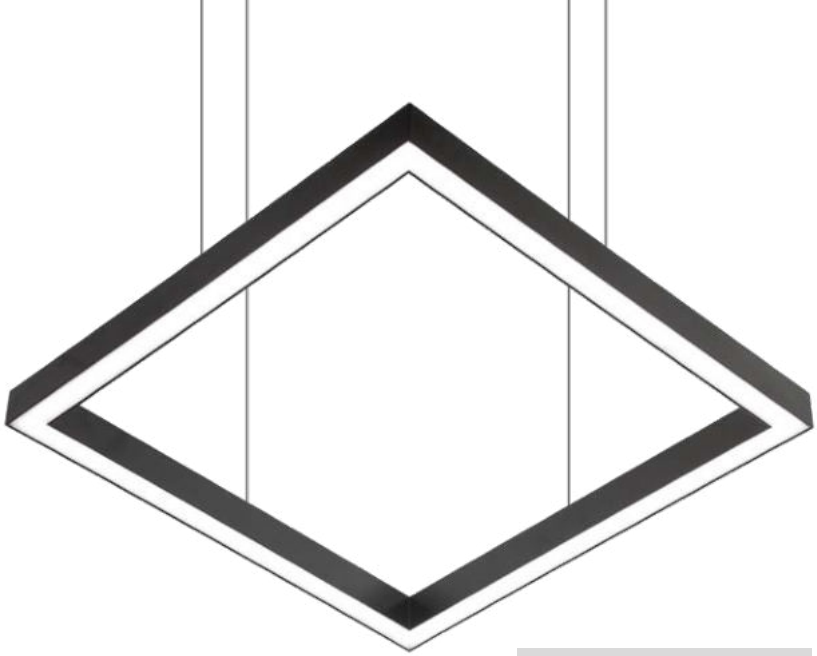

TIPI DI INSTALLAZIONE /
MOUNTINGS

Sospensione /
Suspended fitting

Plafone /
Surface mounted fitting



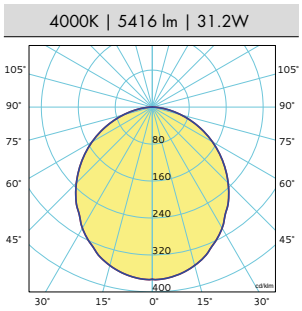

CORPO / BODY	In estruso di alluminio, verniciato con polveri epossipoliestere SOLVENT FREE di colore bianco, nero o altri colori su richiesta, termoindurenti a 180°C, con pretrattamento superficiale di fosfatazione.	In extruded aluminium, painted with SOLVENT-FREE, white, black or other colours upon request, epoxy polyester powders, thermosetting at 180°C, after phosphate treatment.
EMISSIONE LUMINOSA / LIGHT EMISSION	Diretta Simmetrica 	Direct Symmetric
DISPOSITIVO OTTICO / OPTICAL DEVICE	Diffusore in policarbonato opale.	Diffuser in opal polycarbonate.
CABLAGGIO / WIRING	Classe I Alimentazione 220~240 V Ac 50-60 Hz	Class I Feeding 220~240 V Ac 50-60 Hz
SU RICHIESTA / VERSIONS ON REQUEST (ove possibile) (if possible)	Alimentatore elettronico dimmerabile. Alimentatore elettronico dimmerabile DALI. Complesso di emergenza 1h. Ra 90.	Dimmable electronic ballast. DALI dimmable electronic ballast. Emergency unit 1h. Ra 90.

DATI TECNICI /
TECHNICAL DATA

LAMP. K	mA	lm/IN	lm/OUT	W	D/L	F/T	F/T'
3000	350	5136	2645	31,20	610	560	560
4000	350	5416	2789	31,20	610	560	560
3000	350	7704	3967	46,80	890	840	840
4000	350	8124	4183	46,80	890	840	840
3000	350	10272	5289	62,40	1170	1120	1120
4000	350	10832	5578	62,40	1170	1120	1120
3000	350	12840	6612	78,00	1450	1400	1400
4000	350	13540	6972	78,00	1450	1400	1400
3000	350	15408	7934	93,60	1730	1680	1680
4000	350	16248	8367	93,60	1730	1680	1680

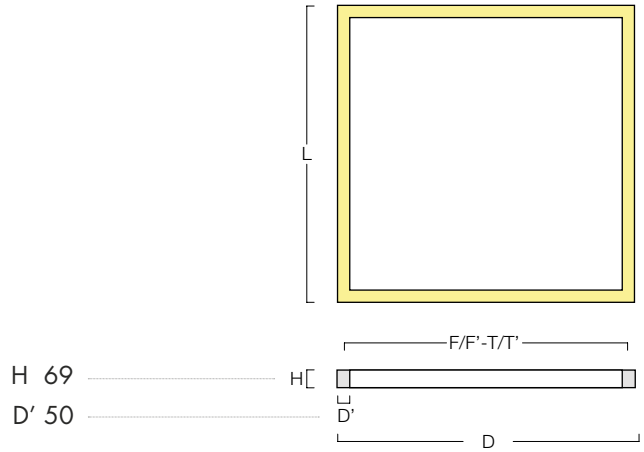

CRI ≥80 | A+ | CE | MAC ADAM 3 SDCM | 50k L80B10 | GR-0 | IP 20

ACCESSORI / ACCESSORIES
pag. 423

4417SP1-4	Kit per sospensione costituito da un dispositivo di regolazione micrometrica, x4 cavi d'acciaio Ø 1.2 mm L 2000 mm e un rosone in ottone cromato.	Suspension kit consisting of micrometric regulation device, x4 steel cable Ø 1.2 mm L 2000 mm and chromed brass cover.
4406	Kit per alimentazione costituito da un cavo di alimentazione trasparente L 2000 mm e un rosone in plastica. Dotato di morsettiera, fermacavo e accessori per il fissaggio.	Feeding kit consisting of feeding cable, in transparent colour L 2000 mm and plastic cover. Equipped with connection block, cablegland and fixing accessories.

NORMATIVE / REGULATIONS

EN 60598-1 EN 60598-2-1 EN 62031 Sicurezza fotobiologica delle lampade e sistemi di lampade, EN 62471; IEC/TR 62778	Photobiological safety of lamps and lamp system EN 62471; IEC/TR 62778
Rischio esente – GR 0	Exempt risk – GR 0

DIRETTIVE / DIRECTIVES

2014/35/UE
2014/30/UE

LAMP. K	Kg	m³	EL. COD	DALI COD	EL. + EME COD
3000	6,00	0,030	97373WW0610E0B	97373WW0610DDB	-
4000	6,00	0,030	97373NW0610E0B	97373NW0610DDB	-
3000	9,20	0,064	97373WW0890E0B	97373WW0890DDB	-
4000	9,20	0,064	97373NW0890E0B	97373NW0890DDB	-
3000	12,00	0,110	97373WW1170E0B	97373WW1170DDB	97373WW1170EMB
4000	12,00	0,110	97373NW1170E0B	97373NW1170DDB	97373NW1170EMB
3000	16,00	0,168	97373WW1450E0B	97373WW1450DDB	97373WW1450EMB
4000	16,00	0,168	97373NW1450E0B	97373NW1450DDB	97373NW1450EMB
3000	18,00	0,239	97373WW1730E0B	97373WW1730DDB	97373WW1730EMB
4000	18,00	0,239	97373NW1730E0B	97373NW1730DDB	97373NW1730EMB

TILE D
9747 MP

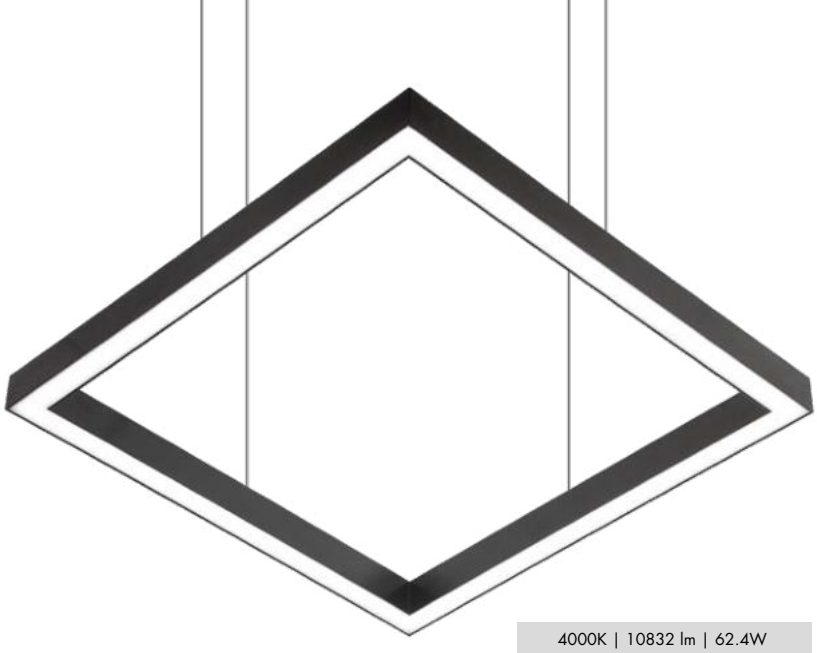

TIPI DI INSTALLAZIONE /
MOUNTINGS

Sospensione /
Suspended fitting

Plafone /
Surface mounted fitting



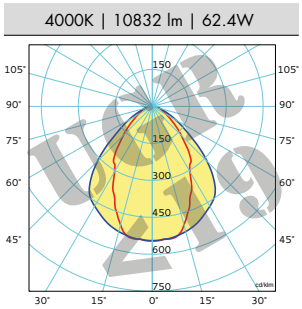

CORPO / BODY	In estruso di alluminio, verniciato con polveri epossipoliestere SOLVENT FREE di colore bianco, nero o altri colori su richiesta, termoindurenti a 180°C, con pretrattamento superficiale di fosfatazione.	In extruded aluminium, painted with SOLVENT-FREE, white, black or other colours upon request, epoxy polyester powders, thermosetting at 180°C, after phosphate treatment.
EMISSIONE LUMINOSA / LIGHT EMISSION	Diretta Simmetrica 	Direct Symmetric
DISPOSITIVO OTTICO / OPTICAL DEVICE	Diffusore in policarbonato trasparente microprismatizzato.	Diffuser in microprismatic, transparent polycarbonate.
CABLAGGIO / WIRING	Classe I Alimentazione 220~240 V Ac 50-60 Hz	Class I Feeding 220~240 V Ac 50-60 Hz
SU RICHIESTA / VERSIONS ON REQUEST (ove possibile) (if possible)	Alimentatore elettronico dimmerabile. Alimentatore elettronico dimmerabile DALI. Complesso di emergenza 1h. Ra 90.	Dimmable electronic ballast. DALI dimmable electronic ballast. Emergency unit 1h Ra 90.

DATI TECNICI /
TECHNICAL DATA

LAMP. K	mA	lm/IN	lm/OUT	W	D/L	F/T	F/T'
3000	350	5136	3370	31,20	610	560	560
4000	350	5416	3553	31,20	610	560	560
3000	350	7704	5054	46,80	890	840	840
4000	350	8124	5329	46,80	890	840	840
3000	350	10272	6738	62,40	1170	1120	1120
4000	350	10832	7106	62,40	1170	1120	1120
3000	350	12840	8423	78,00	1450	1400	1400
4000	350	13540	8882	78,00	1450	1400	1400
3000	350	15408	10108	93,60	1730	1680	1680
4000	350	16248	10659	93,60	1730	1680	1680

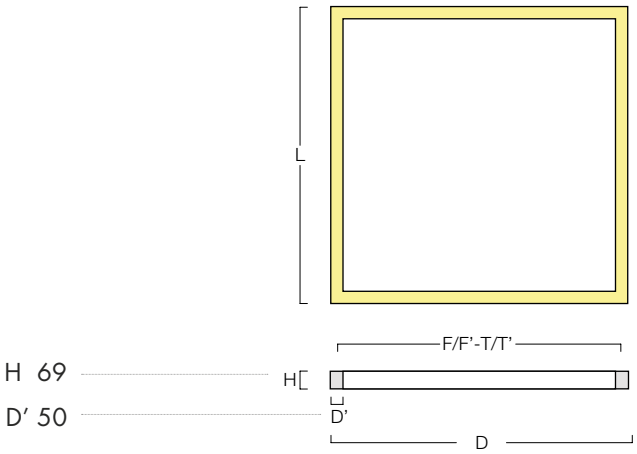

CRI ≥80 | A+ | CE | MAC ADAM 3 SDCM | 50k L80B10 | GR-0 | IP 20

ACCESSORI / ACCESSORIES
pag. 423

4417SP1-4	Kit per sospensione costituito da un dispositivo di regolazione micrometrica, x4 cavi d'acciaio Ø 1.2 mm L 2000 mm e un rosone in ottone cromato.	Suspension kit consisting of micrometric regulation device, x4 steel cable Ø 1.2 mm L 2000 mm and chromed brass cover.
4406	Kit per alimentazione costituito da un cavo di alimentazione trasparente L 2000 mm e un rosone in plastica. Dotato di morsettiera, fermacavo e accessori per il fissaggio.	Feeding kit consisting of feeding cable, in transparent colour L 2000 mm and plastic cover. Equipped with connection block, cablegland and fixing accessories.

NORMATIVE / REGULATIONS

EN 60598-1 EN 60598-2-1 EN 62031 Sicurezza fotobiologica delle lampade e sistemi di lampade, EN 62471; IEC/TR 62778	Photobiological safety of lamps and lamp system EN 62471; IEC/TR 62778
Rischio esente – GR 0	Exempt risk – GR 0

DIRETTIVE / DIRECTIVES

2014/35/UE
2014/30/UE

LAMP. K	Kg	m³	EL. COD	DALI COD	EL. + EME COD
3000	6,00	0,030	97473WW0610E0B	97473WW0610DDB	-
4000	6,00	0,030	97473NW0610E0B	97473NW0610DDB	-
3000	9,20	0,064	97473WW0890E0B	97473WW0890DDB	-
4000	9,20	0,064	97473NW0890E0B	97473NW0890DDB	-
3000	12,00	0,110	97473WW1170E0B	97473WW1170DDB	97473WW1170EMB
4000	12,00	0,110	97473NW1170E0B	97473NW1170DDB	97473NW1170EMB
3000	16,00	0,168	97473WW1450E0B	97473WW1450DDB	97473WW1450EMB
4000	16,00	0,168	97473NW1450E0B	97473NW1450DDB	97473NW1450EMB
3000	18,00	0,239	97473WW1730E0B	97473WW1730DDB	97473WW1730EMB
4000	18,00	0,239	97473NW1730E0B	97473NW1730DDB	97473NW1730EMB

VECTOR A
VECTOR FRAME A

APPLICAZIONE / APPLICATION

AREA COMMERCIALE /
COMMERCIAL AREA

LOCALE PUBBLICO /
PUBLIC HALL

LOCALE RESIDENZIALE /
RESIDENTIAL HALL

UFFICIO /
OFFICE

NEGOZIO /
SHOP

GRANDI AREE COMMERCIALI /
LARGE COMMERCIAL AREAS





VECTOR A





VECTOR FRAME A

VECTOR A D-I
9808 PAR99



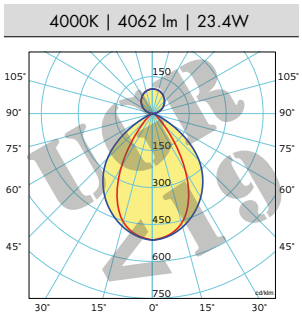

TIPI DI INSTALLAZIONE /
MOUNTINGS

Sospensione /
Suspended fitting



CORPO / BODY	In estruso di alluminio, verniciato con polveri epossipoliestere SOLVENT FREE di colore bianco o nero, termoindurenti a 180°C, con pretrattamento superficiale di fosfatazione. Piastra asportabile, su cui sono montati i componenti di cablaggio, in estruso di alluminio, verniciato con polveri epossipoliestere SOLVENT FREE di colore bianco, termoindurenti a 180°C, con pretrattamento superficiale di fosfatazione. Testata in alluminio.	In extruded aluminium, painted with SOLVENT-FREE, white or black, epoxy polyester powders, thermosetting at 180°C, after phosphate treatment. Removable gear tray on which the wiring components are mounted, in extruded aluminium, painted with SOLVENT-FREE, white, epoxy polyester powders, thermosetting at 180°C, after phosphate treatment. Cap in aluminium.
EMISSIONE LUMINOSA / LIGHT EMISSION	Diretta-Indiretta Simmetrica 	Direct-Indirect Symmetric
DISPOSITIVO OTTICO / OPTICAL DEVICE	Ottica lamellare Darklight, a doppia parabolicità in alluminio speculare ntiriflesso, antiridescente, con lamelle paraboliche chiuse superiormente, a bassissima luminanza.	Louver Darklight, double pararabolic, with top-closed parabolic blades in high-gloss, anodized, antiglare and anti-iridescent aluminium. Glare limitation.
CABLAGGIO / WIRING	Classe I Alimentazione 220~240 V / 50-60 Hz	Class I Feeding 220~240 V / 50-60 Hz

DATI TECNICI /
TECHNICAL DATA

LAMP. K	mA	lm/IN	lm/OUT	W	L	T	T'
3000	350	3852	2387	23,40	1135	C	930
4000	350	4062	2517	23,40	1135	C	930
3000	350	7704	4774	46,80	2265	C	2060
4000	350	8124	5034	46,80	2265	C	2060

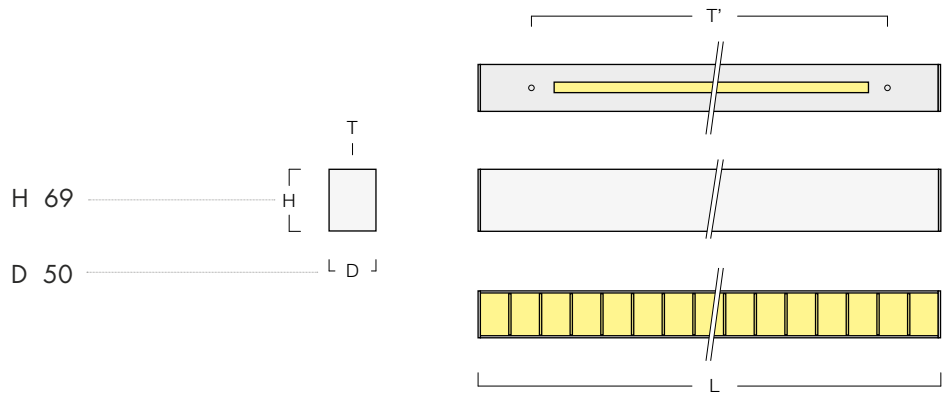

CRI ≥80 | A+ | CE | MAC ADAM 3 SDCM | 50k L80B10 | GR-0 | IP 20

SU RICHIESTA / VERSIONS ON REQUEST (ove possibile) (if possible)	Alimentatore elettronico dimmerabile. Alimentatore elettronico dimmerabile DALI. Ra 90.	Dimmable electronic ballast. DALI dimmable electronic ballast. Ra 90.
ACCESSORI / ACCESSORIES	Accessori per l'installazione inclusi.	Installation accessories included.
NORMATIVE / REGULATIONS	EN 60598-1 EN 60598-2-1 EN 62031 Sicurezza fotobiologica delle lampade e sistemi di lampade, EN 62471; IEC/TR 62778 Rischio esente – GR 0	 Photobiological safety of lamps and lamp system EN 62471; IEC/TR 62778 Exempt risk – GR 0
DIRETTIVE / DIRECTIVES	2014/35/UE 2014/30/UE	

LAMP. K	Kg	m³	EL. COD	DALI COD	EL. + EME COD
3000	3,00	0,005	98083WW1135E0N	98083WW1135DDN	-
4000	3,00	0,005	98083NW1135E0N	98083NW1135DDN	-
3000	7,50	0,014	98083WW2265E0N	98083WW2265DDN	98083WW2265EMN
4000	7,50	0,014	98083NW2265E0N	98083NW2265DDN	98083NW2265EMN

VECTOR A D
9807 PAR99



4000K | 2708 lm | 15.6W

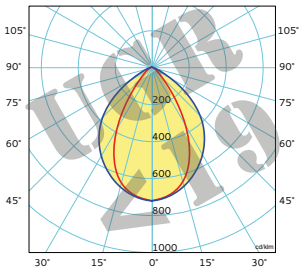

TIPI DI INSTALLAZIONE /
MOUNTINGS

Sospensione /
Suspended fitting

Plafone /
Surface mounted fitting

Incasso /
Built-in fitting



CORPO / BODY	In estruso di alluminio, verniciato con polveri epossipoliestere SOLVENT FREE di colore bianco o nero, termoindurenti a 180°C, con pretrattamento superficiale di fosfatazione. Piastra asportabile, su cui sono montati i componenti di cablaggio, in estruso di alluminio, verniciato con polveri epossipoliestere SOLVENT FREE di colore bianco, termoindurenti a 180°C, con pretrattamento superficiale di fosfatazione. Testata in alluminio.	In extruded aluminium, painted with SOLVENT-FREE, white or black, epoxy polyester powders, thermosetting at 180°C, after phosphate treatment. Removable gear tray on which the wiring components are mounted, in extruded aluminium, painted with SOLVENT-FREE, white, epoxy polyester powders, thermosetting at 180°C, after phosphate treatment. Cap in aluminium.
EMISSIONE LUMINOSA / LIGHT EMISSION	Diretta Simmetrica 	Direct Symmetric
DISPOSITIVO OTTICO / OPTICAL DEVICE	Ottica lamellare Darklight, a doppia parabolicità in alluminio speculare ntiriflesso, antiridescente, con lamelle paraboliche chiuse superiormente, a bassissima luminanza.	Louver Darklight, double pararabolic, with top-closed parabolic blades in high-gloss, anodized, antiglare and anti-iridescent aluminium. Glare limitation.
CABLAGGIO / WIRING	Classe I Alimentazione 220~240 V / 50-60 Hz	Class I Feeding 220~240 V / 50-60 Hz

DATI TECNICI /
TECHNICAL DATA

LAMP. K	mA	lm/IN	lm/OUT	W	L	T	T'
3000	350	2568	1803	15,60	1135	C	810
4000	350	2708	1901	15,60	1135	C	810
3000	350	5136	3606	31,20	2265	C	1940
4000	350	5416	3802	31,20	2265	C	1940

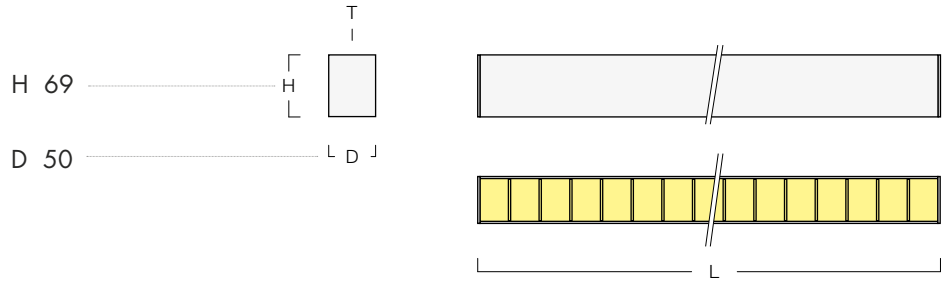

CRI ≥80 | A+ | CE | MAC ADAM 3 SDCM | 50k L80B10 | GR-0 | IP 20

SU RICHIESTA / VERSIONS ON REQUEST (ove possibile) (if possible)		Alimentatore elettronico dimmerabile. Alimentatore elettronico dimmerabile DALI. Complesso di emergenza 1h. Ra 90.	Dimmable electronic ballast. DALI dimmable electronic ballast. emergency unit 1h. Ra 90.
ACCESSORI / ACCESSORIES pag. 423	**4417SP1-2**	Kit per sospensione costituito da un dispositivo di regolazione micrometrica, x2 cavi d'acciaio Ø 1.2 mm L 2000 mm e un rosone in ottone cromato.	Suspension kit consisting of micrometric regulation device, x2 steel cable Ø 1.2 mm L 2000 mm and chromed brass cover.
	4406	Kit per alimentazione costituito da un cavo di alimentazione trasparente L 2000 mm e un rosone in plastica. Dotato di morsettiera, fermacavo e accessori per il fissaggio.	Feeding kit consisting of feeding cable, in transparent colour L 2000 mm and plastic cover. Equipped with connection block, cablegland and fixing accessories.
	STIVCA	Kit installazione su controsoffitti (set 2pz) in cartongesso a raso costituito da coppia di staffe.	Installation kit on plasterboard (2pcs set) false ceilings satin consisting of brackets pair.
NORMATIVE / REGULATIONS		EN 60598-1 EN 60598-2-1 EN 62031 Sicurezza fotobiologica delle lampade e sistemi di lampade, EN 62471; IEC/TR 62778 Rischio esente – GR 0	 Photobiological safety of lamps and lamp system EN 62471; IEC/TR 62778 Exempt risk – GR 0
DIRETTIVE / DIRECTIVES		2014/35/UE 2014/30/UE	

LAMP. K	Kg	m³	EL. COD	DALI COD	EL. + EME COD
3000	3,00	0,005	98073WW1135E0B	-	-
4000	3,00	0,005	98073NW1135E0B	-	-
3000	7,50	0,014	98073WW2265E0B	98073WW2265DDB	98073WW2265EMB
4000	7,50	0,014	98073NW2265E0B	98073NW2265DDB	98073NW2265EMB

VECTOR A D-I
9820 OP

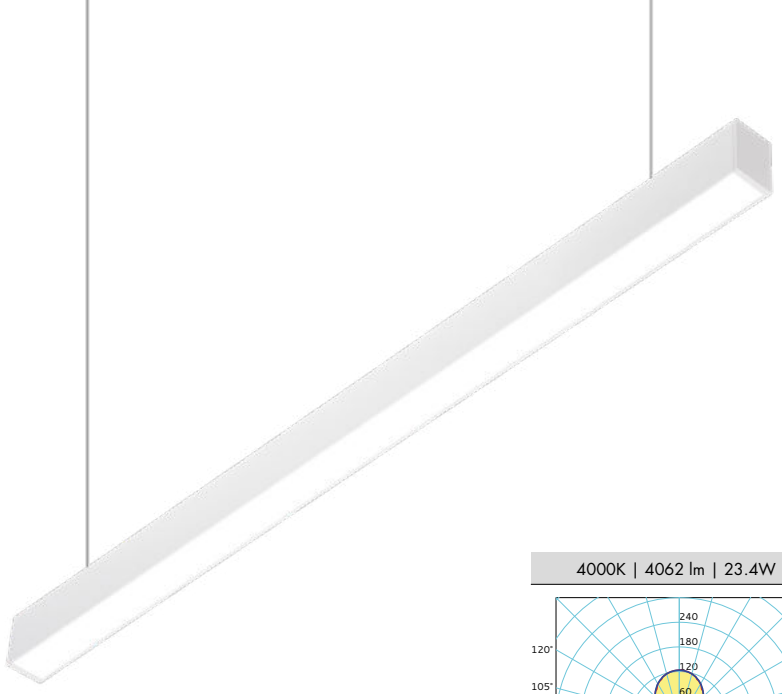

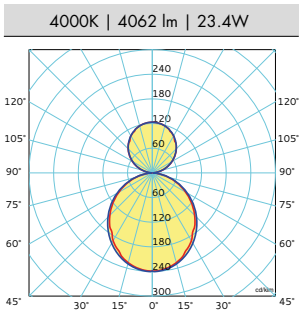

TIPI DI INSTALLAZIONE /
MOUNTINGS

Sospensione /
Suspended fitting



CORPO / BODY	In estruso di alluminio, verniciato con polveri epossipoliestere SOLVENT FREE di colore bianco o nero, termoindurenti a 180°C, con pretrattamento superficiale di fosfatazione. Piastra asportabile, su cui sono montati i componenti di cablaggio, in estruso di alluminio, verniciato con polveri epossipoliestere SOLVENT FREE di colore bianco, termoindurenti a 180°C, con pretrattamento superficiale di fosfatazione. Testata in alluminio.	In extruded aluminium, painted with SOLVENT-FREE, white or black, epoxy polyester powders, thermosetting at 180°C, after phosphate treatment. Removable gear tray on which the wiring components are mounted, in extruded aluminium, painted with SOLVENT-FREE, white, epoxy polyester powders, thermosetting at 180°C, after phosphate treatment. Cap in aluminium.
EMISSIONE LUMINOSA / LIGHT EMISSION	Diretta-Indiretta Simmetrica 	Direct-Indirect Symmetric
DISPOSITIVO OTTICO / OPTICAL DEVICE	Diffusore in policarbonato opale	Opal polycarbonate diffuser
CABLAGGIO / WIRING	Classe I Alimentazione 220~240 V / 50-60 Hz	Class I Feeding 220~240 V / 50-60 Hz

DATI TECNICI /
TECHNICAL DATA

LAMP. K	mA	lm/IN	lm/OUT	W	L	T	T'
3000	350	3852	2041	23,40	1135	C	810
4000	350	4062	2152	23,40	1135	C	810
3000	350	4494	2381	27,30	1415	C	1090
4000	350	4739	2511	27,30	1415	C	1090
3000	350	5136	2721	31,20	1695	C	1370
4000	350	5416	2869	31,20	1695	C	1370
3000	350	7062	3741	42,90	1975	C	1650
4000	350	7447	3945	42,90	1975	C	1650
3000	350	7704	4082	46,80	2255	C	1930
4000	350	8124	4304	46,80	2255	C	1930

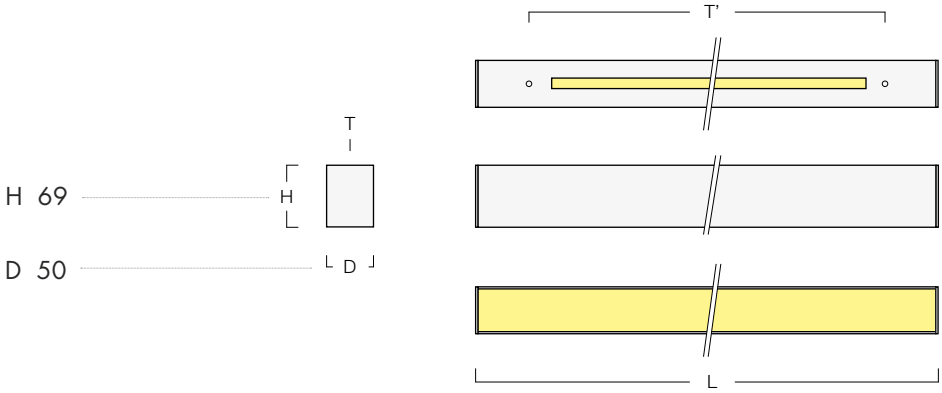

CRI ≥80 | A+ | CE | MAC ADAM 3 SDCM | 50k L80B10 | GR-0 | IP 20

SU RICHIESTA / VERSIONS ON REQUEST (ove possibile) (if possible)	Alimentatore elettronico dimmerabile. Alimentatore elettronico dimmerabile DALI. Complesso di emergenza 1h. Ra 90.	Dimmable electronic ballast. DALI dimmable electronic ballast. Emergency unit 1h. Ra 90.
ACCESSORI / ACCESSORIES	Accessori per l'installazione inclusi.	Installation accessories included.
NORMATIVE / REGULATIONS	EN 60598-1 EN 60598-2-1 EN 62031 Sicurezza fotobiologica delle lampade e sistemi di lampade, EN 62471; IEC/TR 62778 Rischio esente – GR 0	 Photobiological safety of lamps and lamp system EN 62471; IEC/TR 62778 Exempt risk – GR 0
DIRETTIVE / DIRECTIVES	2014/35/UE 2014/30/UE	

LAMP. K	Kg	m³	EL. COD	DALI COD	EL. + EME COD
3000	3,00	0,005	98203WW1135E0B	98203WW1135DDB	-
4000	3,00	0,005	98203NW1135E0B	98203NW1135DDB	-
3000	3,80	0,007	98203WW1415E0B	98203WW1415DDB	-
4000	3,80	0,007	98203NW1415E0B	98203NW1415DDB	-
3000	4,50	0,008	98203WW1695E0B	98203WW1695DDB	98203WW1695EMB
4000	4,50	0,008	98203NW1695E0B	98203NW1695DDB	98203NW1695EMB
3000	5,20	0,009	98203WW1975E0B	98203WW1975DDB	98203WW1975EMB
4000	5,20	0,009	98203NW1975E0B	98203NW1975DDB	98203NW1975EMB
3000	6,00	0,011	98203WW2255E0B	98203WW2255DDB	98203WW2255EMB
4000	6,00	0,011	98203NW2255E0B	98203NW2255DDB	98203NW2255EMB

VECTOR A D-I
9809 MP

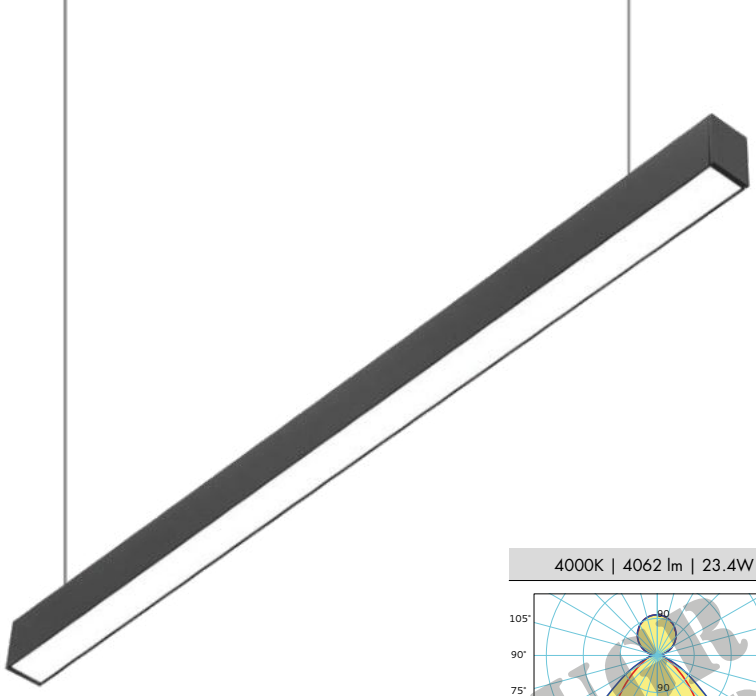

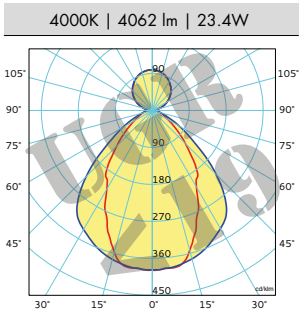

TIPI DI INSTALLAZIONE /
MOUNTINGS

Sospensione /
Suspended fitting



CORPO / BODY	In estruso di alluminio, verniciato con polveri epossipoliestere SOLVENT FREE di colore bianco o nero, termoindurenti a 180°C, con pretrattamento superficiale di fosfatazione. Piastra asportabile, su cui sono montati i componenti di cablaggio, in estruso di alluminio, verniciato con polveri epossipoliestere SOLVENT FREE di colore bianco, termoindurenti a 180°C, con pretrattamento superficiale di fosfatazione. Testata in alluminio.	In extruded aluminium, painted with SOLVENT-FREE, white or black, epoxy polyester powders, thermosetting at 180°C, after phosphate treatment. Removable gear tray on which the wiring components are mounted, in extruded aluminium, painted with SOLVENT-FREE, white, epoxy polyester powders, thermosetting at 180°C, after phosphate treatment. Cap in aluminium.
EMISSIONE LUMINOSA / LIGHT EMISSION	Diretta-Indiretta Simmetrica	Direct-Indirect Symmetric
DISPOSITIVO OTTICO / OPTICAL DEVICE	Diffusore in policarbonato opale (indiretto) Diffusore in metacrilato microprismatizzato (diretto)	Opal polycarbonate diff user (indirect) Microprismatic methacrylate diff user (direct)
CABLAGGIO / WIRING	Classe I Alimentazione 220~240 V / 50-60 Hz	Class I Feeding 220~240 V / 50-60 Hz

DATI TECNICI /
TECHNICAL DATA

LAMP. K	mA	lm/IN	lm/OUT	W	L	T	T'
3000	350	3852	2387	23,40	1135	C	810
4000	350	4062	2517	23,40	1135	C	810
3000	350	4494	2785	27,30	1415	C	1090
4000	350	4739	2937	27,30	1415	C	1090
3000	350	5136	3183	31,20	1695	C	1370
4000	350	5416	3356	31,20	1695	C	1370
3000	350	7062	4376	42,90	1975	C	1650
4000	350	7447	4615	42,90	1975	C	1650
3000	350	7704	4774	46,80	2255	C	1930
4000	350	8124	5034	46,80	2255	C	1930

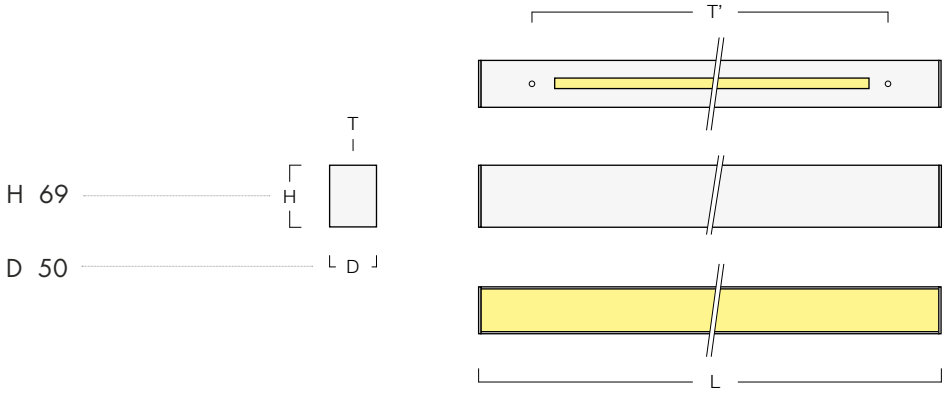

CRI ≥80 | A+ | CE | MAC ADAM 3 SDCM | 50k L80B10 | GR-0 | IP 20

SU RICHIESTA / VERSIONS ON REQUEST (ove possibile) (if possible)	Alimentatore elettronico dimmerabile. Alimentatore elettronico dimmerabile DALI. Ra 90.	Ddimmable electronic ballast. DALI dimmable electronic ballast. Ra 90.
ACCESSORI / ACCESSORIES	Accessori per l'installazione inclusi.	Installation accessories included.
NORMATIVE / REGULATIONS	EN 60598-1 EN 60598-2-1 EN 62031 Sicurezza fotobiologica delle lampade e sistemi di lampade, EN 62471; IEC/TR 62778 Rischio esente – GR 0	 Photobiological safety of lamps and lamp system EN 62471; IEC/TR 62778 Exempt risk – GR 0
DIRETTIVE / DIRECTIVES	2014/35/UE 2014/30/UE	

LAMP. K	Kg	m³	EL. COD	DALI COD	EL. + EME COD
3000	3,00	0,005	98093WW1135E0B	98093WW1135DDB	-
4000	3,00	0,005	98093NW1135E0B	98093NW1135DDB	-
3000	3,80	0,007	98093WW1415E0B	98093WW1415DDB	-
4000	3,80	0,007	98093NW1415E0B	98093NW1415DDB	-
3000	4,50	0,008	98093WW1695E0B	98093WW1695DDB	98093WW1695EMB
4000	4,50	0,008	98093NW1695E0B	98093NW1695DDB	98093NW1695EMB
3000	5,20	0,009	98093WW1975E0B	98093WW1975DDB	98093WW1975EMB
4000	5,20	0,009	98093NW1975E0B	98093NW1975DDB	98093NW1975EMB
3000	6,00	0,011	98093WW2255E0B	98093WW2255DDB	98093WW2255EMB
4000	6,00	0,011	98093NW2255E0B	98093NW2255DDB	98093NW2255EMB

VECTOR A D
9810 OP

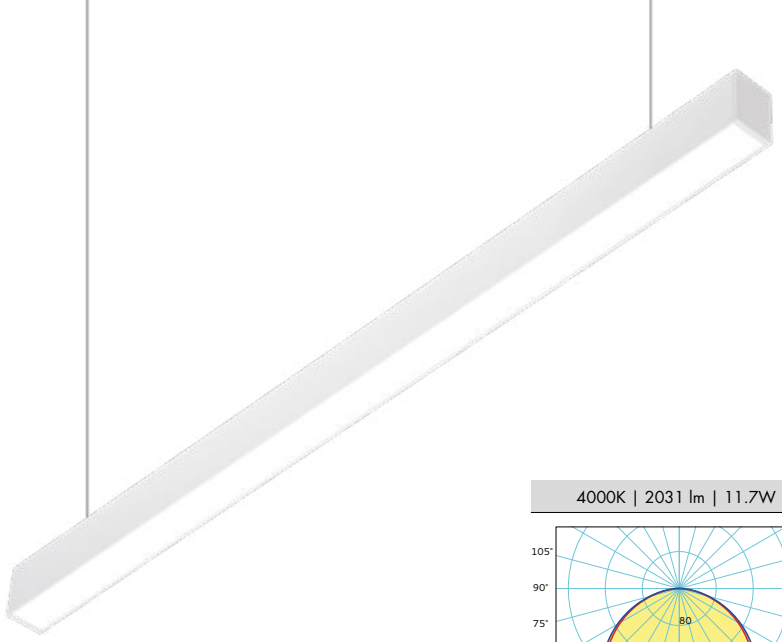

TIPI DI INSTALLAZIONE /
MOUNTINGS

Sospensione /
Suspended fitting

Plafone /
Surface mounted fitting

Incasso /
Built-in fitting



4000K | 2031 lm | 11.7W

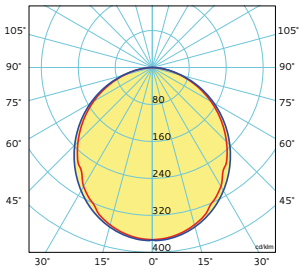

CORPO / BODY	In estruso di alluminio, verniciato con polveri epossipoliestere SOLVENT FREE di colore bianco o nero, termoindurenti a 180°C, con pretrattamento superficiale di fosfatazione.	In extruded aluminium, painted with SOLVENT-FREE, white or black, epoxy polyester powders, thermosetting at 180°C, after phosphate treatment.
EMISSIONE LUMINOSA / LIGHT EMISSION	Diretta Simmetrica 	Direct Symmetric
DISPOSITIVO OTTICO / OPTICAL DEVICE	Diffusore in policarbonato opale.	Diffuser in opal polycarbonate.
CABLAGGIO / WIRING	Classe I Alimentazione 220~240 V Ac 50-60 Hz Portata massima in fila continua max 10 A.	Class I Feeding 220~240 V Ac 50-60 Hz Maximum capacity in continuous row max 10 A.
SU RICHIESTA / VERSIONS ON REQUEST (ove possibile) (if possible)	Alimentatore elettronico dimmerabile. Alimentatore elettronico dimmerabile DALI. Ra 90.	Dimmable electronic ballast. DALI dimmable electronic ballast. Ra 90.

DATI TECNICI /
TECHNICAL DATA

LAMP. K	mA	lm/IN	lm/OUT	W	L/L'	F/T	F'/T'	S	S'	Kg	m³
3000	350	1284	661	7,80	575	C	250	577	52	1,50	0,003
4000	350	1354	697	7,80	575	C	250	577	52	1,50	0,003
3000	350	1926	992	11,70	855	C	530	857	52	2,30	0,004
4000	350	2031	1046	11,70	855	C	530	857	52	2,30	0,004
3000	350	2568	1322	15,60	1135	C	810	1137	52	3,00	0,005
4000	350	2708	1394	15,60	1135	C	810	1137	52	3,00	0,005
3000	350	3210	1653	19,50	1415	C	1090	1417	52	3,80	0,007
4000	350	3385	1743	19,50	1415	C	1090	1417	52	3,80	0,007
3000	350	3852	1984	23,40	1695	C	1370	1697	52	4,50	0,008
4000	350	4062	2092	23,40	1695	C	1370	1697	52	4,50	0,008
3000	350	4494	2314	27,30	1975	C	1650	1977	52	5,20	0,009
4000	350	4739	2440	27,30	1975	C	1650	1977	52	5,20	0,009
3000	350	5136	2645	31,20	2255	C	1930	2257	52	6,00	0,011
4000	350	5416	2789	31,20	2255	C	1930	2257	52	6,00	0,011
3000	350	5778	2975	35,10	2535	C	2210	2537	52	6,80	0,013
4000	350	6093	3137	35,10	2535	C	2210	2537	52	6,80	0,013
3000	350	6420	3306	39,00	2815	C	2490	2817	52	7,50	0,014
4000	350	6770	3486	39,00	2815	C	2490	2817	52	7,50	0,014

***PER CRI>90 E WATTAGGI SUPERIORI, CONSULTARE IL NOSTRO SITO WEB /** FOR CRI>90 AND HIGHER WATTAGES, PLEASE CONSULT OUR WEBSITE

***DISPONIBILE PER VECTOR SYSTEM /**
*AVAILABLE FOR VECTOR SYSTEM

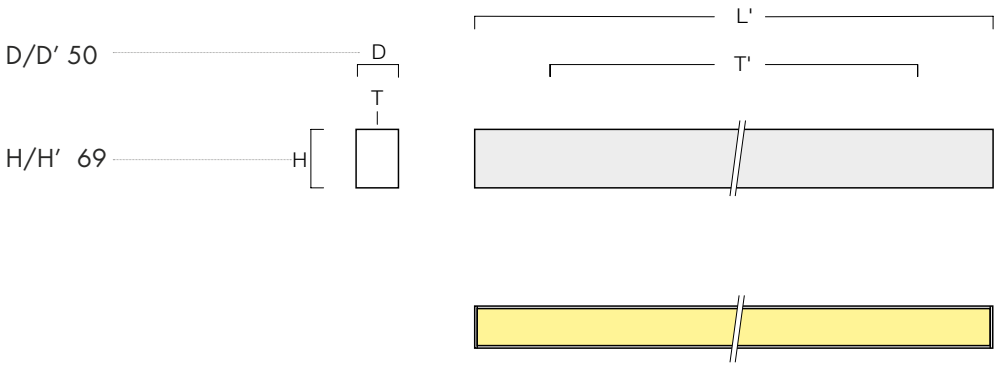

CRI ≥80 | CRI ≥90 | A+ | CE | MAC ADAM 3 SDCM | 50k L80B10 | GR-0 | IP 20

ACCESSORI / ACCESSORIES
pag. 423

4417SP1-2	Kit per sospensione costituito da un dispositivo di regolazione micrometrica, x2 cavi d'acciaio Ø 1.2 mm L 2000 mm e un rosone in ottone cromato. Per modulo luminoso < L 2500 mm	Suspension kit consisting of micrometric regulation device, x2 steel cable Ø 1.2 mm L 2000 mm and chromed brass cover. For lighting module < L 2500 mm
4417SP1-3	Kit per sospensione costituito da un dispositivo di regolazione micrometrica, x3 cavi d'acciaio Ø 1.2 mm L 2000 mm e un rosone in ottone cromato. Per modulo luminoso > L 2500 mm	Suspension kit consisting of micrometric regulation device, x3 steel cable Ø 1.2 mm L 2000 mm and chromed brass cover. For lighting module > L 2500 mm
4406	Kit per alimentazione costituito da un cavo di alimentazione trasparente L 2000 mm e un rosone in plastica. Dotato di morsettiera, fermacavo e accessori per il fissaggio.	Feeding kit consisting of feeding cable, in transparent colour L 2000 mm and plastic cover. Equipped with connection block, cablegland and fixing accessories.
STIVCA	Kit installazione su controsoffitti (set 2pz) in cartongesso a raso costituito da coppia di staffe.	Installation kit on plasterboard (2pcs set) false ceilings satin consisting of brackets pair.
STIVCA-3	Kit installazione su controsoffitti (set 3pz) in cartongesso a raso costituito da coppia di staffe.	Installation kit on plasterboard (3pcs set) false ceilings satin consisting of brackets pair.

NORMATIVE / REGULATIONS

EN 60598-1 EN 60598-2-1 EN 60598-2-2 EN 62031	
Sicurezza fotobiologica delle lampade e sistemi di lampade, EN 62471; IEC/TR 62778	Photobiological safety of lamps and lamp system EN 62471; IEC/TR 62778
Rischio esente – GR 0	Exempt risk – GR 0

DIRETTIVE / DIRECTIVES
2014/35/UE
2014/30/UE

COMPORRE IL CODICE PRODOTTO IN BASE ALLE VOSTRE ESIGENZE, SEGUENDO L'ORDINE INDICATO NELLA TABELLA /
DIAL THE PRODUCT CODE ACCORDING TO YOUR NEEDS, FOLLOWING THE ORDER SHOWN IN THE TABLE

Art. 9810 - CRI ≥80 - 350mA - 3000 K - 0575 mm - Elettronico - Bianco
ESEMPIO CODICE / CODE EXAMPLE = **98103WW0575E0B**

ART.	CRI	ALIMENTAZIONE/FEEDING mA	LAMP. K	L (mm)	CABLAGGIO/WIRING	COLORE/COLOR
9810	: ≥80	**3:** 350mA	**WW:** 3000	**0575****	**E0:** Elettronico/ Electronic	**B:** Bianco/white
	90: ≥90	**5:** 500mA	**NW:** 4000	**...**	**DD:** Dimmerabile DALI/ DALI dimmable	**N:** Nero/black
		3P: 350P		**...**	**EM:** Emergenza/ Emergency	
				2815	**DDM:** Dimmerabile DALI + Emergenza/ DALI dimmable + Emergency	

**** L 0575, 0855, 1135 NON DISPONIBILE CON CABLAGGIO EM / DDM**
L 0575, 0855, 1135 NOT AVAILABLE WITH EM / DDM WIRING

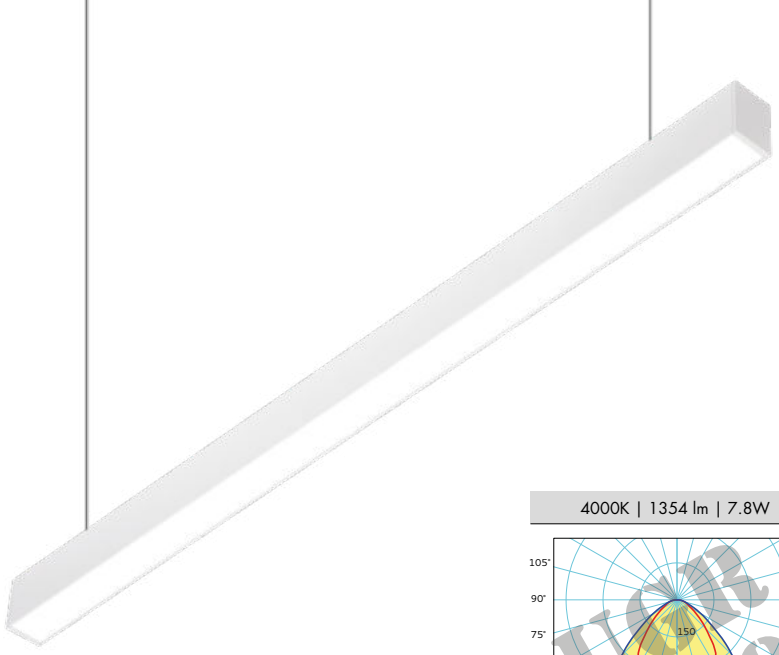

VECTOR A D
9814 MP

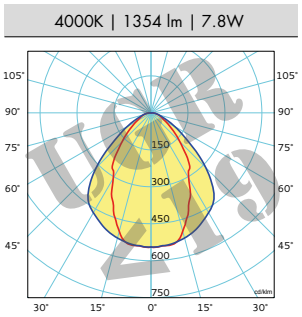

TIPI DI INSTALLAZIONE /
MOUNTINGS

Sospensione /
Suspended fitting

Plafone /
Surface mounted fitting

Incasso /
Built-in fitting



CORPO / BODY	In estruso di alluminio, verniciato con polveri epossipoliestere SOLVENT FREE di colore bianco o nero, termoindurenti a 180°C, con pretrattamento superficiale di fosfatazione.	In extruded aluminium, painted with SOLVENT-FREE, white or black, epoxy polyester powders, thermosetting at 180°C, after phosphate treatment.
EMISSIONE LUMINOSA / LIGHT EMISSION	Diretta Simmetrica 	Direct Symmetric
DISPOSITIVO OTTICO / OPTICAL DEVICE	Diffusore in policarbonato trasparente microprismatizzato.	Diffuser in microprismatic, transparent polycarbonate.
CABLAGGIO / WIRING	Classe I Alimentazione 220~240 V Ac 50-60 Hz Portata massima in fila continua max 10 A.	Class I Feeding 220~240 V Ac 50-60 Hz Maximum capacity in continuous row max 10 A.
SU RICHIESTA / VERSIONS ON REQUEST (ove possibile) (if possible)	Alimentatore elettronico dimmerabile. Alimentatore elettronico dimmerabile DALI. Ra 90.	Dimmable electronic ballast. DALI dimmable electronic ballast. Ra 90.

DATI TECNICI /
TECHNICAL DATA

LAMP. K	mA	lm/IN	lm/OUT	W	L/L'	F/T	F'/T'	S	S'	Kg	m³
3000	350	1284	842	7,80	575	C	250	577	52	1,50	0,003
4000	350	1354	888	7,80	575	C	250	577	52	1,50	0,003
3000	350	1926	1263	11,70	855	C	530	857	52	2,30	0,004
4000	350	2031	1332	11,70	855	C	530	857	52	2,30	0,004
3000	350	2568	1684	15,60	1135	C	810	1137	52	3,00	0,005
4000	350	2708	1776	15,60	1135	C	810	1137	52	3,00	0,005
3000	350	3210	2105	19,50	1415	C	1090	1417	52	3,80	0,007
4000	350	3385	2220	19,50	1415	C	1090	1417	52	3,80	0,007
3000	350	3852	2526	23,40	1695	C	1370	1697	52	4,50	0,008
4000	350	4062	2664	23,40	1695	C	1370	1697	52	4,50	0,008
3000	350	4494	2947	27,30	1975	C	1650	1977	52	5,20	0,009
4000	350	4739	3108	27,30	1975	C	1650	1977	52	5,20	0,009
3000	350	5136	3368	31,20	2255	C	1930	2257	52	6,00	0,011
4000	350	5416	3552	31,20	2255	C	1930	2257	52	6,00	0,011
3000	350	5778	3789	35,10	2535	C	2210	2537	52	6,80	0,013
4000	350	6093	3996	35,10	2535	C	2210	2537	52	6,80	0,013
3000	350	6420	4210	39,00	2815	C	2490	2817	52	7,50	0,014
4000	350	6770	4440	39,00	2815	C	2490	2817	52	7,50	0,014

***PER CRI>90 E WATTAGGI SUPERIORI, CONSULTARE IL NOSTRO SITO WEB /** FOR CRI>90 AND HIGHER WATTAGES, PLEASE CONSULT OUR WEBSITE

***DISPONIBILE PER VECTOR SYSTEM /**
*AVAILABLE FOR VECTOR SYSTEM

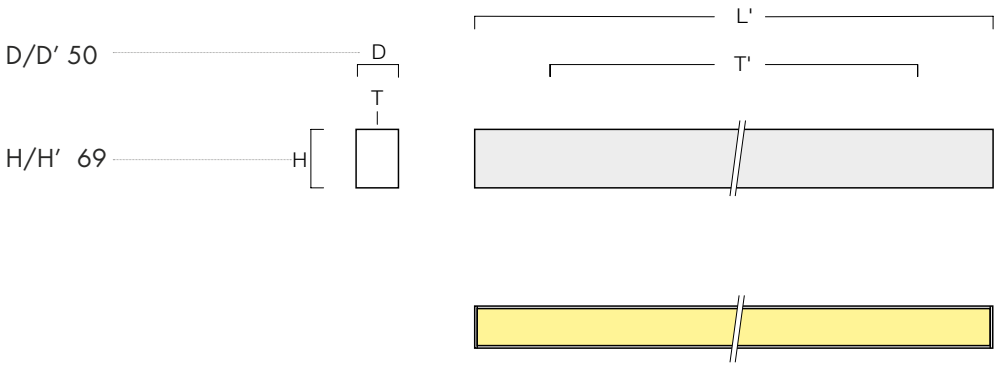

CRI ≥80 | CRI ≥90 | A+ | CE | MAC ADAM 3 SDCM | 50k L80B10 | GR-0 | IP 20

ACCESSORI / ACCESSORIES
pag. 423

4417SP1-2	Kit per sospensione costituito da un dispositivo di regolazione micrometrica, x2 cavi d'acciaio Ø 1.2 mm L 2000 mm e un rosone in ottone cromato. Per modulo luminoso < L 2500 mm	Suspension kit consisting of micrometric regulation device, x2 steel cable Ø 1.2 mm L 2000 mm and chromed brass cover. For lighting module < L 2500 mm
4417SP1-3	Kit per sospensione costituito da un dispositivo di regolazione micrometrica, x3 cavi d'acciaio Ø 1.2 mm L 2000 mm e un rosone in ottone cromato. Per modulo luminoso > L 2500 mm	Suspension kit consisting of micrometric regulation device, x3 steel cable Ø 1.2 mm L 2000 mm and chromed brass cover. For lighting module > L 2500 mm
4406	Kit per alimentazione costituito da un cavo di alimentazione trasparente L 2000 mm e un rosone in plastica. Dotato di morsettiera, fermacavo e accessori per il fissaggio.	Feeding kit consisting of feeding cable, in transparent colour L 2000 mm and plastic cover. Equipped with connection block, cablegland and fixing accessories.
STIVCA	Kit installazione su controsoffitti (set 2pz) in cartongesso a raso costituito da coppia di staffe.	Installation kit on plasterboard (2pcs set) false ceilings satin consisting of brackets pair.
STIVCA-3	Kit installazione su controsoffitti (set 3pz) in cartongesso a raso costituito da coppia di staffe.	Installation kit on plasterboard (3pcs set) false ceilings satin consisting of brackets pair.

NORMATIVE / REGULATIONS

EN 60598-1 EN 60598-2-1 EN 60598-2-2 EN 62031	
Sicurezza fotobiologica delle lampade e sistemi di lampade, EN 62471; IEC/TR 62778	Photobiological safety of lamps and lamp system EN 62471; IEC/TR 62778
Rischio esente – GR 0	Exempt risk – GR 0

DIRETTIVE / DIRECTIVES
2014/35/UE
2014/30/UE

COMPORRE IL CODICE PRODOTTO IN BASE ALLE VOSTRE ESIGENZE, SEGUENDO L'ORDINE INDICATO NELLA TABELLA /
DIAL THE PRODUCT CODE ACCORDING TO YOUR NEEDS, FOLLOWING THE ORDER SHOWN IN THE TABLE

Art. 9814 - CRI ≥80 - 350mA - 3000 K - 0575 mm - Elettronico - Bianco
ESEMPIO CODICE / CODE EXAMPLE = **98143WW0575E0B**

ART.	CRI	ALIMENTAZIONE/FEEDING mA	LAMP. K	L (mm)	CABLAGGIO/WIRING	COLORE/COLOR
9814	: ≥80	**3:** 350mA	**WW:** 3000	**0575****	**E0:** Elettronico/ Electronic	**B:** Bianco/white
	90: ≥90	**5:** 500mA	**NW:** 4000	**...**	**DD:** Dimmerabile DALI/ DALI dimmable	**N:** Nero/black
		3P: 350P		**...**	**EM:** Emergenza/ Emergency	
				2815	**DDM:** Dimmerabile DALI + Emergenza/ DALI dimmable + Emergency	

**** L 0575, 0855, 1135 NON DISPONIBILE CON CABLAGGIO EM / DDM**
L 0575, 0855, 1135 NOT AVAILABLE WITH EM / DDM WIRING

VECTOR A SYSTEM

DISPONIBILE / AVAILABLE:
9810 OP
9814 MP

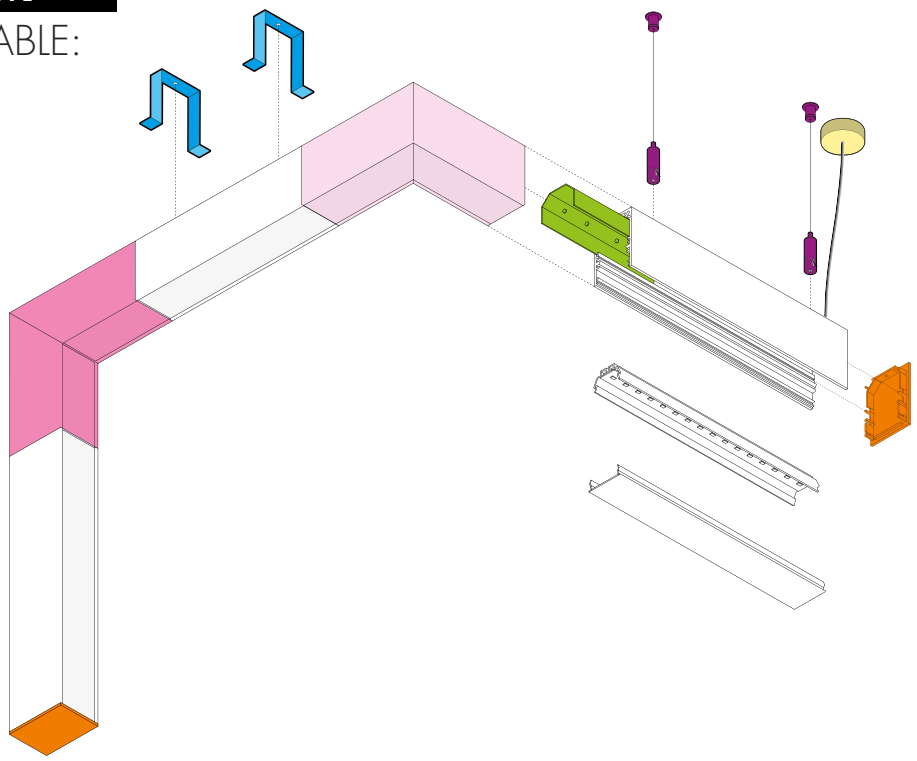

ACCESSORI SISTEMA / SYSTEM ACCESSORIES

Kit testate di chiusura (set 2pz) costituito da 1 testina in alluminio verniciate e 1 vite. /
End caps kit (2pcs set) consisting of 1 painted aluminum head and 1 screw.



D	L	H	Kg	COD
50	3	69	0.07	KTVCA-1XA0

Kit per la giunzione di 2 elementi costituito da una piastra in acciaio zincato e 4 viti. /
Kit for joining 2 elements consisting of a galvanized steel plate and 4 screws.

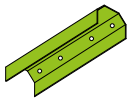

Kg	COD
0.1	STLVCA

Modulo cieco /
Blind module

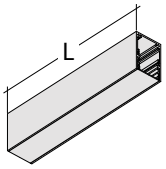

L	kg	m³	COD
500	0.8	0.002	9817-0500B
1000	1.7	0.004	9817-1000B
1500	2.5	0.006	9817-1500B
2000	3.3	0.008	9817-2000B
2500	4.2	0.010	9817-2500B
3000	5.0	0.012	9817-3000B

Giunto angolare cieco piano 90° /
90° flat blind corner joint

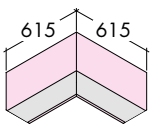

kg	m³	COD
3.2	0.026	VCA90P-615B

Giunto angolare cieco diedro 90° /
90° dihedral blind corner joint

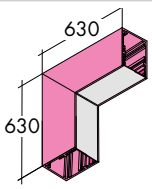

kg	m³	COD
3.2	0.026	VCA90I-630B

ACCESSORI / ACCESSORIES

Kit per sospensione costituito da un dispositivo di regolazione micrometrica, un cavo d'acciaio Ø 1.2mm L 2000 mm. /
Suspension kit consisting of a micrometric adjustment device, a Ø 1.2mm L 2000 mm steel cable.



L	CAVO /CABLE	COD
2000	x2	4417SP1-2
2000	x3	4417SP1-3

Kit per alimentazione costituito da un cavo di alimentazione trasparente L 2000 mm ed un rosone in plastica. Dotato di morsettiera, fermacavo e accessori per il fissaggio. /
Feeding kit consisting of feeding cable in transparent colour L 2000 mm and plastic cover. Equipped with connection block, cablegland and fixing accessories.



COLORE /COLOR	CAVO /CABLE	COD
BIANCO / WHITE	2P+T	4406B3
NERO / BLACK	2P+T	4406N3
BIANCO / WHITE	4P+T	4406B5
NERO / BLACK	4P+T	4406N5

Kit installazione su controsoffitti in cartongesso a raso costituito da coppia di staffe. /
Installation kit on plasterboard false ceilings satin consisting of brackets pair.



SET	MOD. LUM. / LIGHTING MOD.	COD
2pz / 2pcs	< L 2500 mm	STIVCA
3pz / 3pcs	> L 2500 mm	STIVCA-3

ACCESSORI SISTEMA / SYSTEM ACCESSORIES

Giunto angolare luminoso piano 90° /
90° flat lighting corner joint

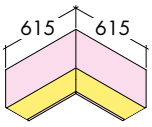

COMPORRE CODICE/ DIAL THE PRODUCT CODE

	K	W	lm/IN	lm/OUT 9810	lm/OUT 9814	EL. COD	ART. 9810	ART. 9814	DALI COD	ART. 9810	ART. 9814
	3000	15,6	2568	1322	1684	VCA90P3WWB			VCA90P3WWDDB		
	4000	15,6	2708	1394	1776	VCA90P3NWB			VCA90P3NWDDB		
	3000	22,8	3508	1806	2301	VCA90P5WWB	-OP	-MP	VCA90P5WWDDB	-OP	-MP
	4000	22,8	3696	1903	2424	VCA90P5NWB			VCA90P5NWDDB		
CRI ≥80	3000	31,2	5136	2645	3368	VCA90P3PWWB			VCA90P3PWWDDB		
CRI ≥80	4000	31,2	5416	2789	3552	VCA90P3PNWB			VCA90P3PNWDDB		
CRI ≥90	3000	15,6	2311	1190	1516	VCA90P903WWB			VCA90P903WWDDB		
CRI ≥90	4000	15,6	2437	1255	1598	VCA90P903NWB			VCA90P903NWDDB		
CRI ≥90	3000	22,8	3157	1626	2071	VCA90P905WWB	-OP	-MP	VCA90P905WWDDB	-OP	-MP
CRI ≥90	4000	22,8	3326	1713	2182	VCA90P905NWB			VCA90P905NWDDB		
CRI ≥90	3000	31,2	4622	2380	3031	VCA90P903PWWB			VCA90P903PWWDDB		
CRI ≥90	4000	31,2	4874	2510	3197	VCA90P903PNWB			VCA90P903PNWDDB		

Kg	m³
3.2	0.26

Giunto angolare luminoso diedro 90° /
90° dihedral lighting corner joint

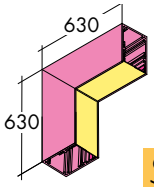

COMPORRE CODICE/ DIAL THE PRODUCT CODE

	K	W	lm/IN	lm/OUT 9810	lm/OUT 9814	EL. COD	ART. 9810	ART. 9814	DALI COD	ART. 9810	ART. 9814
	3000	15,6	2568	1322	1684	VCA90I3WWB			VCA90I3WWDDB		
	4000	15,6	2708	1394	1776	VCA90I3NWB			VCA90I3NWDDB		
	3000	22,8	3508	1806	2301	VCA90I5WWB	-OP	-MP	VCA90I5WWDDB	-OP	-MP
	4000	22,8	3696	1903	2424	VCA90I5NWB			VCA90I5NWDDB		
CRI ≥80	3000	31,2	5136	2645	3368	VCA90I3PWWB			VCA90I3PWWDDB		
CRI ≥80	4000	31,2	5416	2789	3552	VCA90I3PNWB			VCA90I3PNWDDB		
CRI ≥90	3000	15,6	2311	1190	1516	VCA90I903WWB			VCA90I903WWDDB		
CRI ≥90	4000	15,6	2437	1255	1598	VCA90I903NWB			VCA90I903NWDDB		
CRI ≥90	3000	22,8	3157	1626	2071	VCA90I905WWB	-OP	-MP	VCA90I905WWDDB	-OP	-MP
CRI ≥90	4000	22,8	3326	1713	2182	VCA90I905NWB			VCA90I905NWDDB		
CRI ≥90	3000	31,2	4622	2380	3031	VCA90I903PWWB			VCA90I903PWWDDB		
CRI ≥90	4000	31,2	4874	2510	3197	VCA90I903PNWB			VCA90I903PNWDDB		

Kg	m³
3.2	0.21

VECTOR A
9806 LENS



TIPI DI INSTALLAZIONE /
MOUNTINGS

Sospensione /
Suspended fitting

Plafone /
Surface mounted fitting

Incasso /
Built-in fitting



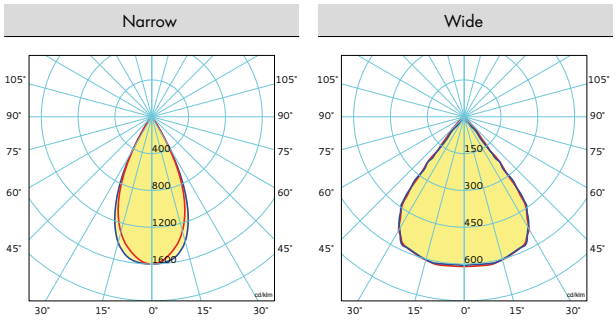

CORPO / BODY	In estruso di alluminio, verniciato con polveri epossipoliestere SOLVENT FREE di colore bianco o nero, termoindurenti a 180°C, con pretrattamento superficiale di fosfatazione.	In extruded aluminium, painted with SOLVENT-FREE, white or black, epoxy polyester powders, thermosetting at 180°C, after phosphate treatment.
EMISSIONE LUMINOSA / LIGHT EMISSION	Diretta Simmetrica 	Direct Symmetric
DISPOSITIVO OTTICO / OPTICAL DEVICE	Ottica lenticolare Darklight, a celle quadrate in policarbonato di colore nero lucido. Lente in PMMA trasparente (efficienza 87%) Narrow 50° Wide 80°	Darklight lenticular optic, with square cells in glossy black polycarbonate. Transparent PMMA lens (87% efficiency) Narrow 50° Wide 80°
CABLAGGIO / WIRING	Classe I Alimentazione 220~240V Ac 50-60 Hz	Class I Feeding 220~240 V Ac 50-60 Hz
SU RICHIESTA / VERSIONS ON REQUEST (ove possibile) (if possible)	Alimentatore elettronico dimmerabile. Alimentatore elettronico dimmerabile DALI. Ra 90.	Dimmable electronic ballast. DALI dimmable electronic ballast. Ra 90.

DATI TECNICI /
TECHNICAL DATA

LAMP. K	mA	lm/IN	lm/OUT	W	L	T	T'
3000	200	1400	1229	7,70	285	C	120
4000	200	1610	1413	7,70	285	C	120
3000	200	2800	2457	15,40	565	C	240
4000	200	3220	2826	15,40	565	C	240
3000	200	4200	3687	23,10	845	C	520
4000	200	4830	4239	23,10	845	C	520
3000	200	5600	4915	30,80	1125	C	800
4000	200	6440	5652	30,80	1125	C	800

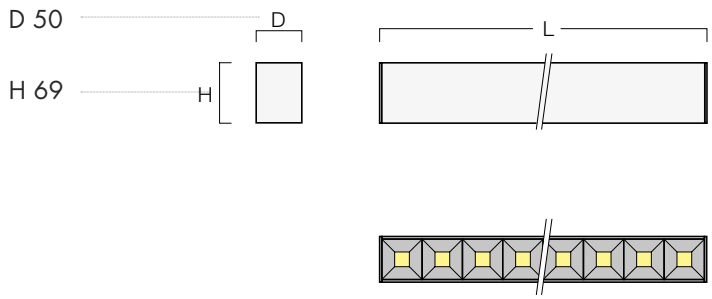

CRI ≥80 | A+ | CE | MAC ADAM 3 SDCM | 75k L80B10 | GR-0 | IP 20

ACCESSORI / ACCESSORIES
pag. 423

4417SP1-2	Kit per sospensione costituito da un dispositivo di regolazione micrometrica, x2 cavi d'acciaio Ø 1.2 mm L 2000 mm e un rosone in ottone cromato. Per modulo luminoso < L 1000 mm	Suspension kit consisting of micrometric regulation device, x2 steel cable Ø 1.2 mm L 2000 mm and chromed brass cover. For lighting module < L 1000 mm
4406	Kit per alimentazione costituito da un cavo di alimentazione trasparente L 2000 mm e un rosone in plastica. Dotato di morsettiera, fermacavo e accessori per il fissaggio.	Feeding kit consisting of feeding cable, in transparent colour L 2000 mm and plastic cover. Equipped with connection block, cablegland and fixing accessories.
STIVCA	Kit installazione su controsoffitti (set 2pz) in cartongesso a raso costituito da coppia di staffe.	Installation kit on plasterboard (2pcs set) false ceilings satin consisting of brackets pair.

NORMATIVE / REGULATIONS

EN 60598-1
EN 60598-2-1
EN 60598-2-2
EN 62031
Sicurezza fotobiologica delle lampade e sistemi di lampade, EN 62471; IEC/TR 62778

Photobiological safety of lamps and lamp system EN 62471; IEC/TR 62778

Rischio esente – GR 0

Exempt risk – GR 0

DIRETTIVE / DIRECTIVES

2014/35/UE
2014/30/UE

LAMP. K	Kg	m³	EL. COD	DALI COD	EL. + EME COD
3000	1,50	0,003	980621WW0285E0B	980621WW0285DDB	-
4000	1,50	0,003	980621NW0285E0B	980621NW0285DDB	-
3000	2,30	0,004	980621WW0565E0B	980621WW0565DDB	-
4000	2,30	0,004	980621NW0565E0B	980621NW0565DDB	-
3000	3,00	0,005	980621WW0845E0B	980621WW0845DDB	-
4000	3,00	0,005	980621NW0845E0B	980621NW0845DDB	-
3000	3,80	0,007	980621WW1125E0B	980621WW1125DDB	-
4000	3,80	0,007	980621NW1125E0B	980621NW1125DDB	-

VECTOR A IND
9825 OP



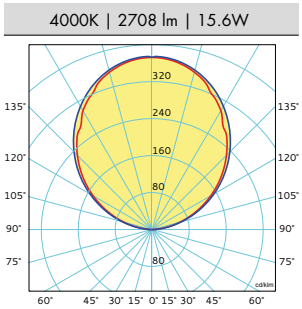

TIPI DI INSTALLAZIONE /
MOUNTINGS

Sospensione /
Suspended fitting



CORPO / BODY	In estruso di alluminio, verniciato con polveri epossipoliestere SOLVENT FREE di colore bianco o nero, termoindurenti a 180°C, con pretrattamento superficiale di fosfatazione.	In extruded aluminium, painted with SOLVENT-FREE, white or black, epoxy polyester powders, thermosetting at 180°C, after phosphate treatment.
EMISSIONE LUMINOSA / LIGHT EMISSION	Indiretta Simmetrica 	Indirect Symmetric
DISPOSITIVO OTTICO / OPTICAL DEVICE	Diffusore in policarbonato opale.	Diffuser in opal polycarbonate.
CABLAGGIO / WIRING	Classe I Alimentazione 220~240 V Ac 50-60 Hz	Class I Feeding 220~240 V Ac 50-60 Hz

DATI TECNICI /
TECHNICAL DATA

LAMP. K	mA	lm/IN	lm/OUT	W	L	T	T'
3000	350	1284	661	7,80	635	C	605
4000	350	1354	697	7,80	635	C	605
3000	350	1926	992	11,70	915	C	885
4000	350	2031	1046	11,70	915	C	885
3000	350	2568	1322	15,60	1195	C	1165
4000	350	2708	1394	15,60	1195	C	1165
3000	350	3210	1653	19,50	1475	C	1445
4000	350	3385	1743	19,50	1475	C	1445
3000	350	3852	1983	23,40	1755	C	1725
4000	350	4062	2092	23,40	1755	C	1725
3000	350	4494	2314	27,30	2035	C	2005
4000	350	4739	2440	27,30	2035	C	2005
3000	350	5136	2645	31,20	2315	C	2285
4000	350	5416	2789	31,20	2315	C	2285

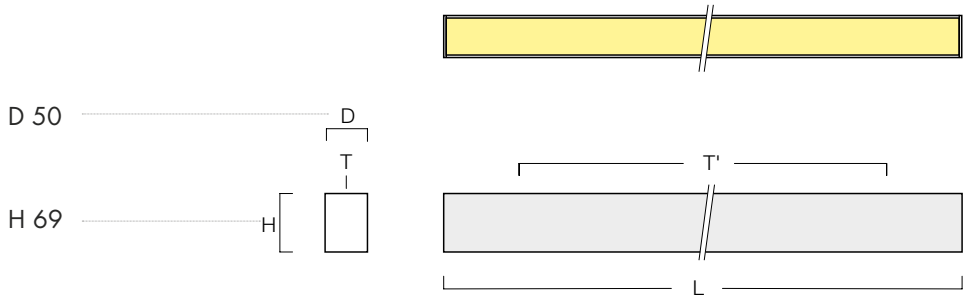

CRI ≥80 | A+ | CE | MAC ADAM 3 SDCM | 50k L80B10 | GR-0 | IP 20

SU RICHIESTA / VERSIONS ON REQUEST (ove possibile) (if possible)	Alimentatore elettronico dimmerabile. Alimentatore elettronico dimmerabile DALI. Ra 90.	Dimmable electronic ballast. DALI dimmable electronic ballast. Ra 90.
ACCESSORI / ACCESSORIES	Accessori per l'installazione inclusi.	Installation accessories included.
NORMATIVE / REGULATIONS	EN 60598-1 EN 60598-2-1 EN 62031 Sicurezza fotobiologica delle lampade e sistemi di lampade, EN 62471; IEC/TR 62778 Rischio esente – GR 0	 Photobiological safety of lamps and lamp system EN 62471; IEC/TR 62778 Exempt risk – GR 0
DIRETTIVE / DIRECTIVES	2014/35/UE 2014/30/UE	

LAMP. K	Kg	m³	EL. COD	DALI COD	EL. + EME COD
3000	1,50	0,003	98253WW0635E0B	98253WW0635DDB	-
4000	1,50	0,003	98253NW0635E0B	98253NW0635DDB	-
3000	2,30	0,004	98253WW0915E0B	98253WW0915DDB	-
4000	2,30	0,004	98253NW0915E0B	98253NW0915DDB	-
3000	3,00	0,005	98253WW1195E0B	98253WW1195DDB	-
4000	3,00	0,005	98253NW1195E0B	98253NW1195DDB	-
3000	3,80	0,007	98253WW1475E0B	98253WW1475DDB	98253WW1475EMB
4000	3,80	0,007	98253NW1475E0B	98253NW1475DDB	98253NW1475EMB
3000	4,50	0,008	98253WW1755E0B	98253WW1755DDB	98253WW1755EMB
4000	4,50	0,008	98253NW1755E0B	98253NW1755DDB	98253NW1755EMB
3000	5,20	0,009	98253WW2035E0B	98253WW2035DDB	98253WW2035EMB
4000	5,20	0,009	98253NW2035E0B	98253NW2035DDB	98253NW2035EMB
3000	6,00	0,011	98253WW2315E0B	98253WW2315DDB	98253WW2315EMB
4000	6,00	0,011	98253NW2315E0B	98253NW2315DDB	98253NW2315EMB

VECTOR FRAME A
9818 PAR99



4000K | 2708 lm | 15.6W

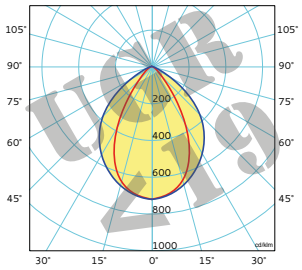

TIPI DI INSTALLAZIONE /
MOUNTINGS

Incasso /
Built-in fitting



CORPO / BODY	In estruso di alluminio, verniciato con polveri epossipoliestere SOLVENT FREE di colore bianco o nero, termoindurenti a 180°C, con pretrattamento superficiale di fosfatazione.	in extruded aluminium, painted with SOLVENT-FREE, white or black, epoxy polyester powders, thermosetting at 180°C, after phosphate treatment.
EMISSIONE LUMINOSA / LIGHT EMISSION	Diretta Simmetrica 	Direct Symmetric
DISPOSITIVO OTTICO / OPTICAL DEVICE	Ottica lamellare Darklight, a doppia parabolicità in alluminio speculare antiriflesso, antiridescente, con lamelle paraboliche chiuse superiormente, a bassissima luminanza.	Darklight louvre, double parabolic in non-reflective, anti-iridescent specular aluminum, with parabolic slats closed at the top, at very low luminance.
CABLAGGIO / WIRING	Classe I Alimentazione 220~240V Ac 50-60 Hz	Classe I Alimentazione 220~240V Ac 50-60 Hz

DATI TECNICI /
TECHNICAL DATA

LAMP. K	mA	lm/IN	lm/OUT	W	L	L'	F/T	F'/T'	S	S'
3000	350	2568	1803	15,60	1150	1135	C	810	1137	52
4000	350	2708	1901	15,60	1150	1135	C	810	1137	52
3000	350	5136	3606	31,20	2280	2265	C	2220	2267	52
4000	350	5416	3802	31,20	2280	2265	C	2220	2267	52

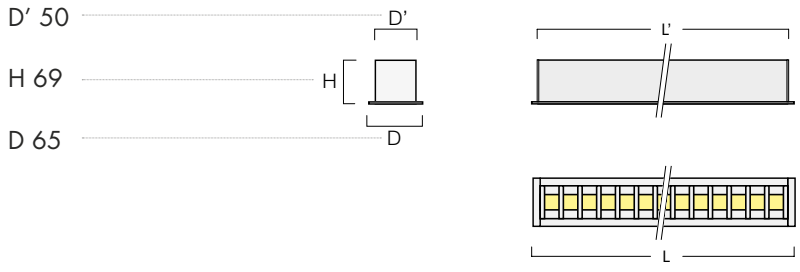

CRI ≥80 | A+ | CE | MAC ADAM 3 SDCM | 50k L80B10 | GR-0 | IP 20

SU RICHIESTA / VERSIONS ON REQUEST (ove possibile) (if possible)	Alimentatore elettronico dimmerabile. Alimentatore elettronico dimmerabile DALI. Ra 90.	Dimmable electronic ballast. DALI dimmable electronic ballast. Ra 90.
ACCESSORI / ACCESSORIES	Accessori per l'installazione inclusi.	Installation accessories included.
NORMATIVE / REGULATIONS	EN 60598-1 EN 60598-2-2 EN 62031 Sicurezza fotobiologica delle lampade e sistemi di lampade, EN 62471; IEC/TR 62778 Rischio esente – GR 0	 Photobiological safety of lamps and lamp system EN 62471; IEC/TR 62778 Exempt risk – GR 0
DIRETTIVE / DIRECTIVES	2014/35/UE 2014/30/UE	

LAMP. K	Kg	m³	EL. COD	DALI COD	EL. + EME COD
3000	3.0	0.005	98183WW1150E0B	98183WW1150DDB	-
4000	3.0	0.005	98183NW1150E0B	98183NW1150DDB	-
3000	6.0	0.011	98183WW2280E0B	98183WW2280DDB	98183WW2280EMB
4000	6.0	0.011	98183NW2280E0B	98183NW2280DDB	98183NW2280EMB

VECTOR FRAME A
9816 OP



4000K | 1354 lm | 7.8W

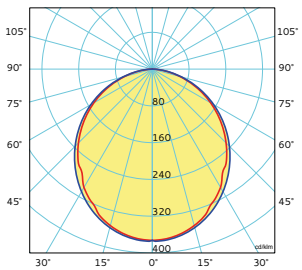

TIPI DI INSTALLAZIONE /
MOUNTINGS

Incasso /
Built-in fitting



CORPO / BODY	In estruso di alluminio, verniciato con polveri epossipoliestere SOLVENT FREE di colore bianco o nero, termoindurenti a 180°C, con pretrattamento superficiale di fosfatazione.	In extruded aluminium, painted with SOLVENT-FREE, white or black, epoxy polyester powders, thermosetting at 180°C, after phosphate treatment.
EMISSIONE LUMINOSA / LIGHT EMISSION	Diretta Simmetrica 	Direct Symmetric
DISPOSITIVO OTTICO / OPTICAL DEVICE	Diffusore in policarbonato opale.	Diffuser in opal polycarbonate.
CABLAGGIO / WIRING	Classe I Alimentazione 220~240V Ac 50-60 Hz	Class I Feeding 220~240 V Ac 50-60 Hz

DATI TECNICI /
TECHNICAL DATA

LAMP. K	mA	lm/IN	lm/OUT	W	L	L'	F/T	F'/T'	S	S'	Kg	m³
3000	350	1284	661	7,80	590	575	C	250	577	52	1,50	0,003
4000	350	1354	697	7,80	590	575	C	250	577	52	1,50	0,003
3000	350	1926	992	11,70	870	855	C	530	857	52	2,30	0,004
4000	350	2031	1046	11,70	870	855	C	530	857	52	2,30	0,004
3000	350	2568	1322	15,60	1150	1135	C	810	1137	52	3,00	0,005
4000	350	2708	1394	15,60	1150	1135	C	810	1137	52	3,00	0,005
3000	350	3210	1653	19,50	1430	1415	C	1090	1417	52	3,80	0,007
4000	350	3385	1743	19,50	1430	1415	C	1090	1417	52	3,80	0,007
3000	350	3852	1984	23,40	1710	1695	C	1370	1697	52	4,50	0,008
4000	350	4062	2092	23,40	1710	1695	C	1370	1697	52	4,50	0,008
3000	350	4494	2314	27,30	1990	1975	C	1650	1977	52	5,20	0,009
4000	350	4739	2440	27,30	1990	1975	C	1650	1977	52	5,20	0,009
3000	350	5136	2645	31,20	2270	2255	C	1930	2257	52	6,00	0,011
4000	350	5416	2789	31,20	2270	2255	C	1930	2257	52	6,00	0,011
3000	350	5778	2975	35,10	2550	2535	C	2210	2537	52	6,80	0,013
4000	350	6093	3137	35,10	2550	2535	C	2210	2537	52	6,80	0,013
3000	350	6420	3306	39,00	2830	2815	C	2490	2817	52	7,50	0,014
4000	350	6770	3486	39,00	2830	2815	C	2490	2817	52	7,50	0,014

***PER CRI>90 E WATTAGGI SUPERIORI, CONSULTARE IL NOSTRO SITO WEB /** FOR CRI>90 AND HIGHER WATTAGES, PLEASE CONSULT OUR WEBSITE

***DISPONIBILE PER VECTOR FRAME A SYSTEM /**
*AVAILABLE FOR VECTOR FRAME A SYSTEM

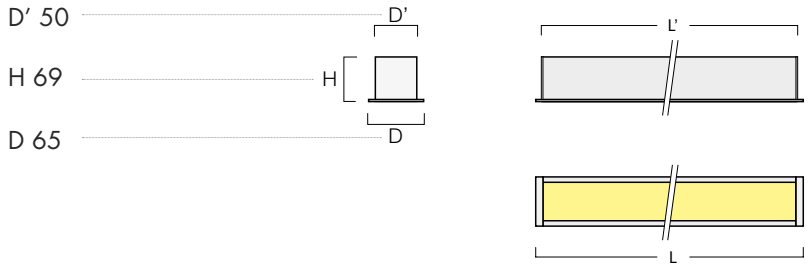

CRI ≥80 | CRI ≥90 | A+ | CE | MAC ADAM 3 SDCM | 50k L80B10 | GR-0 | IP 20

SU RICHIESTA / VERSIONS ON REQUEST (ove possibile) (if possible)	Alimentatore elettronico dimmerabile DALI. Unità emergenza: autonomia 1h. Ra 90.	DALI dimmable electronic ballast. Emergency unit 1h. Ra 90.
ACCESSORI / ACCESSORIES	Accessori per l'installazione inclusi.	Installation accessories included.
NORMATIVE / REGULATIONS	EN 60598-1 EN 60598-2-2 EN 62031 Sicurezza fotobiologica delle lampade e sistemi di lampade, EN 62471; IEC/TR 62778 Rischio esente – GR 0	 Photobiological safety of lamps and lamp system EN 62471; IEC/TR 62778 Exempt risk – GR 0
DIRETTIVE / DIRECTIVES	2014/35/UE 2014/30/UE	

COMPORRE IL CODICE PRODOTTO IN BASE ALLE VOSTRE ESIGENZE, SEGUENDO L'ORDINE INDICATO NELLA TABELLA /
DIAL THE PRODUCT CODE ACCORDING TO YOUR NEEDS, FOLLOWING THE ORDER SHOWN IN THE TABLE

Art. 9816 - CRI ≥80 - 350mA - 3000 K - 0590 mm - Elettronico - Bianco
ESEMPIO CODICE / CODE EXAMPLE = **98163WW0590E0B**

ART.	CRI	ALIMENTAZIONE/FEEDING mA	LAMP. K	L (mm)	CABLAGGIO/WIRING	COLORE/COLOR
9816	: ≥80	**3:** 350mA	**WW:** 3000	**0590****	**E0:** Elettronico/ Electronic	**B:** Bianco/white
	90: ≥90	**5:** 500mA	**NW:** 4000	**...**	**DD:** Dimmerabile DALI/ DALI dimmable	**N:** Nero/black
		3P: 350P		**...**	**EM:** Emergenza/ Emergency	
				2830	**DDM:** Dimmerabile DALI + Emergenza/ DALI dimmable + Emergency	

**** L 0590, 0870, 1150 NON DISPONIBILE CON CABLAGGIO EM / DDM**
L 0590, 0870, 1150 NOT AVAILABLE WITH EM / DDM WIRING

VECTOR FRAME A
9819 MP



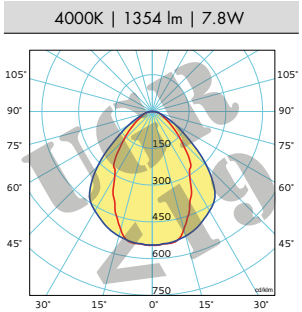

TIPI DI INSTALLAZIONE /
MOUNTINGS

Incasso /
Built-in fitting



CORPO / BODY	In estruso di alluminio, verniciato con polveri epossipoliestere SOLVENT FREE di colore bianco o nero, termoindurenti a 180°C, con pretrattamento superficiale di fosfatazione.	In extruded aluminium, painted with SOLVENT-FREE, white or black, epoxy polyester powders, thermosetting at 180°C, after phosphate treatment.
EMISSIONE LUMINOSA / LIGHT EMISSION	Diretta Simmetrica 	Direct Symmetric
DISPOSITIVO OTTICO / OPTICAL DEVICE	Diffusore in metacrilato microprismatizzato.	Diffuser in microprismatic methacrylate.
CABLAGGIO / WIRING	Classe I Alimentazione 220~240V Ac 50-60 Hz	Class I Feeding 220~240 V Ac 50-60 Hz

DATI TECNICI /
TECHNICAL DATA

LAMP. K	mA	lm/IN	lm/OUT	W	L	L'	F/T	F'/T'	S	S'	Kg	m³
3000	350	1284	842	7,80	590	575	C	250	577	52	1,50	0,003
4000	350	1354	888	7,80	590	575	C	250	577	52	1,50	0,003
3000	350	1926	1263	11,70	870	855	C	530	857	52	2,30	0,004
4000	350	2031	1332	11,70	870	855	C	530	857	52	2,30	0,004
3000	350	2568	1684	15,60	1150	1135	C	810	1137	52	3,00	0,005
4000	350	2708	1776	15,60	1150	1135	C	810	1137	52	3,00	0,005
3000	350	3210	2105	19,50	1430	1415	C	1090	1417	52	3,80	0,007
4000	350	3385	2220	19,50	1430	1415	C	1090	1417	52	3,80	0,007
3000	350	3852	2526	23,40	1710	1695	C	1370	1697	52	4,50	0,008
4000	350	4062	2664	23,40	1710	1695	C	1370	1697	52	4,50	0,008
3000	350	4494	2947	27,30	1990	1975	C	1650	1977	52	5,20	0,009
4000	350	4739	3108	27,30	1990	1975	C	1650	1977	52	5,20	0,009
3000	350	5136	3368	31,20	2270	2255	C	1930	2257	52	6,00	0,011
4000	350	5416	3552	31,20	2270	2255	C	1930	2257	52	6,00	0,011
3000	350	5778	3789	35,10	2550	2535	C	2210	2537	52	6,80	0,013
4000	350	6093	3996	35,10	2550	2535	C	2210	2537	52	6,80	0,013
3000	350	6420	4210	39,00	2830	2815	C	2490	2817	52	7,50	0,014
4000	350	6770	4440	39,00	2830	2815	C	2490	2817	52	7,50	0,014

***PER CRI>90 E WATTAGGI SUPERIORI, CONSULTARE IL NOSTRO SITO WEB /** FOR CRI>90 AND HIGHER WATTAGES, PLEASE CONSULT OUR WEBSITE

***DISPONIBILE PER VECTOR FRAME A SYSTEM /**
*AVAILABLE FOR VECTOR FRAME A SYSTEM

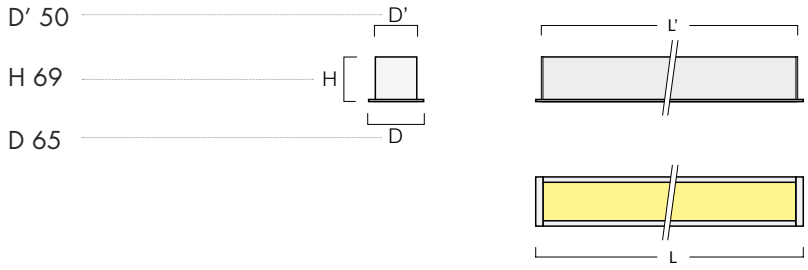

CRI ≥80 | CRI ≥90 | A+ | CE | MAC ADAM 3 SDCM | 50k L80B10 | GR-0 | IP 20

SU RICHIESTA / VERSIONS ON REQUEST (ove possibile) (if possible)	Alimentatore elettronico dimmerabile DALI. Unità emergenza: autonomia 1h. Ra 90.	DALI dimmable electronic ballast. Emergency unit 1h. Ra 90.
ACCESSORI / ACCESSORIES	Accessori per l'installazione inclusi.	Installation accessories included.
NORMATIVE / REGULATIONS	EN 60598-1 EN 60598-2-2 EN 62031 Sicurezza fotobiologica delle lampade e sistemi di lampade, EN 62471; IEC/TR 62778 Rischio esente – GR 0	 Photobiological safety of lamps and lamp system EN 62471; IEC/TR 62778 Exempt risk – GR 0
DIRETTIVE / DIRECTIVES	2014/35/UE 2014/30/UE	

COMPORRE IL CODICE PRODOTTO IN BASE ALLE VOSTRE ESIGENZE, SEGUENDO L'ORDINE INDICATO NELLA TABELLA /
DIAL THE PRODUCT CODE ACCORDING TO YOUR NEEDS, FOLLOWING THE ORDER SHOWN IN THE TABLE

Art. 9819 - CRI ≥80 - 350mA - 3000 K - 0590 mm - Elettronico - Bianco
ESEMPIO CODICE / CODE EXAMPLE = **98193WW0590E0B**

ART.	CRI	ALIMENTAZIONE/FEEDING mA	LAMP. K	L (mm)	CABLAGGIO/WIRING	COLORE/COLOR
9819	: ≥80	**3:** 350mA	**WW:** 3000	**0590****	**E0:** Elettronico/ Electronic	**B:** Bianco/white
	90: ≥90	**5:** 500mA	**NW:** 4000	**...**	**DD:** Dimmerabile DALI/ DALI dimmable	**N:** Nero/black
		3P: 350P		**...**	**EM:** Emergenza/ Emergency	
				2830	**DDM:** Dimmerabile DALI + Emergenza/ DALI dimmable + Emergency	

**** L 0590, 0870, 1150 NON DISPONIBILE CON CABLAGGIO EM / DDM**
L 0590, 0870, 1150 NOT AVAILABLE WITH EM / DDM WIRING

VECTOR FRAME A SYSTEM

DISPONIBILE / AVAILABLE:
9816 OP
9819 MP

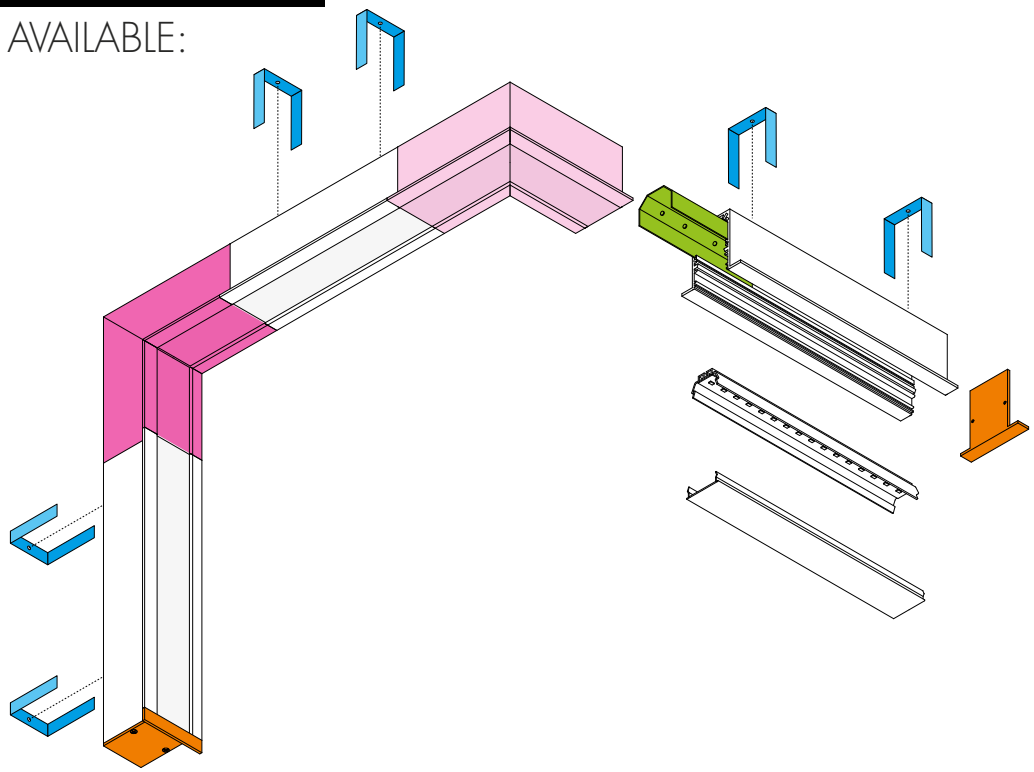

ACCESSORI SISTEMA / SYSTEM ACCESSORIES

Kit testate di chiusura (set 2pz) costituito da 2 testine in alluminio pressofuso./
End caps kit (2pcs set) consisting of 2 die-cast aluminum heads.

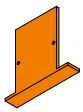

D	L	H	Kg	COD
89	3	101	0.07	KTVFA-1XA0

Kit per la giunzione di 2 elementi costituito da una piastra in acciaio zincato e 4 viti. /
Kit for joining 2 elements consisting of a galvanized steel plate and 4 screws.

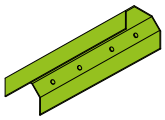

Kg	COD
0.1	STLVFA

Modulo cieco /
Blind module

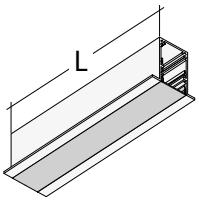

L	kg	m³	COD
500	0.8	0.002	9827-0500B
1000	1.7	0.004	9827-1000B
1500	2.5	0.006	9827-1500B
2000	3.3	0.008	9827-2000B
2500	4.2	0.010	9827-2500B
3000	5.0	0.012	9827-3000B

Giunto angolare cieco piano 90° /
90° flat blind corner joint

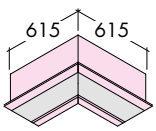

kg	m³	COD
3.2	0.026	VFA90P-615B

Giunto angolare cieco diedro 90° /
90° dihedral blind corner joint

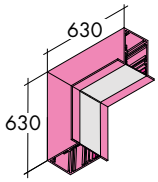

kg	m³	COD
3.2	0.026	VFA90I-630B

ACCESSORI SISTEMA / SYSTEM ACCESSORIES

Giunto angolare luminoso piano 90° /
90° flat lighting corner joint

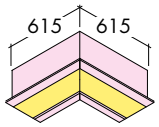

COMPORRE CODICE/ DIAL THE PRODUCT CODE

	K	W	lm/IN	lm/OUT 9816	lm/OUT 9819	EL. COD	ART. 9816	ART. 9728	DALI COD	ART. 9816	ART. 9819
	3000	15,6	2568	1322	1684	VFA90P3WWB			VFA90P3WWDDB		
	4000	15,6	2708	1394	1776	VFA90P3NWB			VFA90P3NWDDB		
	3000	22,8	3508	1806	2301	VFA90P5WWB	-OP	-MP	VFA90P5WWDDB	-OP	-MP
	4000	22,8	3696	1903	2424	VFA90P5NWB			VFA90P5NWDDB		
	3000	31,2	5136	2645	3368	VFA90P3PWWB			VFA90P3PWWDDB		
CRI ≥80	4000	31,2	5416	2789	3552	VFA90P3PNWB			VFA90P3PNWDDB		
CRI ≥90	3000	15,6	2311	1190	1516	VFA90P903WWB			VFA90P903WWDDB		
	4000	15,6	2437	1255	1598	VFA90P903NWB			VFA90P903NWDDB		
	3000	22,8	3157	1626	2071	VFA90P905WWB	-OP	-MP	VFA90P905WWDDB	-OP	-MP
	4000	22,8	3326	1713	2182	VFA90P905NWB			VFA90P905NWDDB		
	3000	31,2	4622	2380	3031	VFA90P903PWWB			VFA90P903PWWDDB		
	4000	31,2	4874	2510	3197	VFA90P903PNWB			VFA90P903PNWDDB		

Kg	m³
4.2	0.38

Giunto angolare luminoso diedro 90° /
90° dihedral lighting corner joint

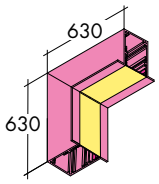

COMPORRE CODICE/ DIAL THE PRODUCT CODE

	K	W	lm/IN	lm/OUT 9816	lm/OUT 9819	EL. COD	ART. 9816	ART. 9728	DALI COD	ART. 9816	ART. 9819
	3000	15,6	2568	1322	1684	VFA90I3WWB			VFA90I3WWDDB		
	4000	15,6	2708	1394	1776	VFA90I3NWB			VFA90I3NWDDB		
	3000	22,8	3508	1806	2301	VFA90I5WWB	-OP	-MP	VFA90I5WWDDB	-OP	-MP
	4000	22,8	3696	1903	2424	VFA90I5NWB			VFA90I5NWDDB		
	3000	31,2	5136	2645	3368	VFA90I3PWWB			VFA90I3PWWDDB		
CRI ≥80	4000	31,2	5416	2789	3552	VFA90I3PNWB			VFA90I3PNWDDB		
CRI ≥90	3000	15,6	2311	1190	1516	VFA90I903WWB			VFA90I903WWDDB		
	4000	15,6	2437	1255	1598	VFA90I903NWB			VFA90I903NWDDB		
	3000	22,8	3157	1626	2071	VFA90I905WWB	-OP	-MP	VFA90I905WWDDB	-OP	-MP
	4000	22,8	3326	1713	2182	VFA90I905NWB			VFA90I905NWDDB		
	3000	31,2	4622	2380	3031	VFA90I903PWWB			VFA90I903PWWDDB		
	4000	31,2	4874	2510	3197	VFA90I903PNWB			VFA90I903PNWDDB		

Kg	m³
4.2	0.38

VECTOR FRAME A
9805 LENS



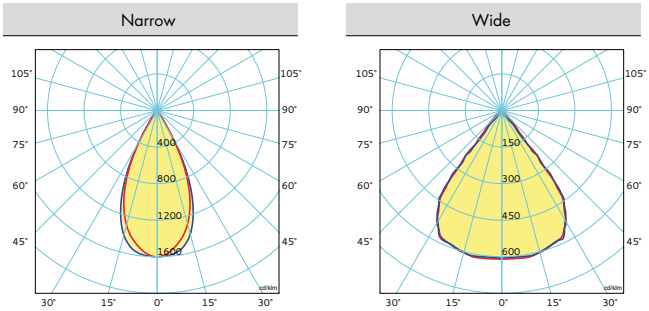

TIPI DI INSTALLAZIONE /
MOUNTINGS

Incasso /
Built-in fitting



CORPO / BODY	In estruso di alluminio, verniciato con polveri epossipoliestere SOLVENT FREE di colore bianco o nero, termoindurenti a 180°C, con pretrattamento superficiale di fosfatazione.	In extruded aluminium, painted with SOLVENT-FREE, white or black, epoxy polyester powders, thermosetting at 180°C, after phosphate treatment.
EMISSIONE LUMINOSA / LIGHT EMISSION	Diretta Simmetrica	Direct Symmetric
DISPOSITIVO OTTICO / OPTICAL DEVICE	Ottica lenticolare Darklight, a celle quadrate in policarbonato di colore nero lucido. Lente in PMMA trasparente (efficienza 87%) Narrow 50° Wide 80°	Darklight lenticular optic, with square cells in glossy black polycarbonate. Transparent PMMA lens (87% efficiency) Narrow 50° Wide 80°
CABLAGGIO / WIRING	Classe I Alimentazione 220~240V Ac 50-60 Hz	Class I Feeding 220~240 V Ac 50-60 Hz

DATI TECNICI /
TECHNICAL DATA

LAMP. K	mA	lm/IN	lm/OUT	W	L	L'	F/T	F'/T'	S	S'
3000	200	1400	1229	7,70	300	285	C	120	287	52
4000	200	1610	1413	7,70	300	285	C	120	287	52
3000	200	2800	2457	15,40	580	565	C	240	567	52
4000	200	3220	2826	15,40	580	565	C	240	567	52
3000	200	4200	3687	23,10	860	845	C	520	847	52
4000	200	4830	4239	23,10	860	845	C	520	847	52
3000	200	5600	4915	30,80	1140	1125	C	800	1127	52
4000	200	6440	5652	30,80	1140	1125	C	800	1127	52

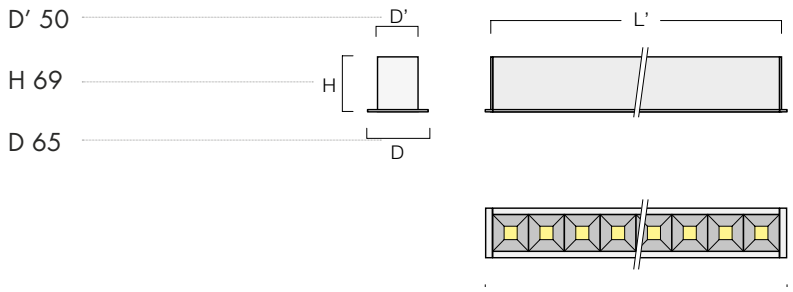

CRI ≥80 | A+ | CE | MAC ADAM 3 SDCM | 75k L80B10 | GR-0 | IP 20

SU RICHIESTA / VERSIONS ON REQUEST (ove possibile) (if possible)	Alimentatore elettronico dimmerabile. Alimentatore elettronico dimmerabile DALI. Ra 90.	Dimmable electronic ballast. DALI dimmable electronic ballast. Ra 90.
ACCESSORI / ACCESSORIES	Accessori per l'installazione inclusi.	Installation accessories included.
NORMATIVE / REGULATIONS	EN 60598-1 EN 60598-2-2 EN 62031 Sicurezza fotobiologica delle lampade e sistemi di lampade, EN 62471; IEC/TR 62778 Rischio esente – GR 0	 Photobiological safety of lamps and lamp system EN 62471; IEC/TR 62778 Exempt risk – GR 0
DIRETTIVE / DIRECTIVES	2014/35/UE 2014/30/UE	

LAMP. K	Kg	m³	EL. COD	DALI COD	EL. + EME COD
3000	0,70	0,002	980521WW0300E0B	980521WW0300DDB	-
4000	0,70	0,002	980521NW0300E0B	980521NW0300DDB	-
3000	1,50	0,003	980521WW0580E0B	980521WW0580DDB	-
4000	1,50	0,003	980521NW0580E0B	980521NW0580DDB	-
3000	2,30	0,004	980521WW0860E0B	980521WW0860DDB	-
4000	2,30	0,004	980521NW0860E0B	980521NW0860DDB	-
3000	3,00	0,005	980521WW1140E0B	980521WW1140DDB	-
4000	3,00	0,005	980521NW1140E0B	980521NW1140DDB	-

VECTOR M
VECTOR FRAME M

VECTOR L
VECTOR FRAME L

APPLICAZIONE / APPLICATION

CORRIDOIO PUBBLICO /
PUBLIC CORRIDOR

LOCALE PUBBLICO /
PUBLIC HALL

LOCALE RESIDENZIALE /
RESIDENTIAL HALL

NEGOZIO /
SHOP

GRANDI AREE COMMERCIALI /
LARGE COMMERCIAL AREAS





VECTOR M - VECTOR FRAME M

VECTOR L - VECTOR FRAME L





VECTOR M

VECTOR M D-I
9708 OP



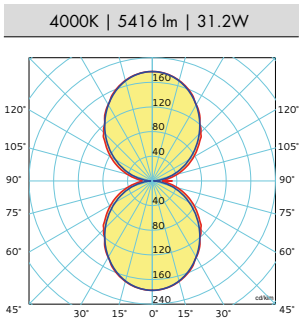

TIPI DI INSTALLAZIONE /
MOUNTINGS

Sospensione /
Suspended fitting



CORPO / BODY	In estruso di alluminio, verniciato con polveri epossipoliestere SOLVENT FREE di colore bianco o nero, termoindurenti a 180°C, con pretrattamento superficiale di fosfatazione.	In extruded aluminium, painted with SOLVENT-FREE, white or black, epoxy polyester powders, thermosetting at 180°C, after phosphate treatment.
EMISSIONE LUMINOSA / LIGHT EMISSION	Diretta-Indiretta Simmetrica 	Direct-Indirect Symmetric
DISPOSITIVO OTTICO / OPTICAL DEVICE	Diffusore inferiore in policarbonato opale. Diffusore superiore in policarbonato opale.	Lower diffuser in opal polycarbonate. Upper diffuser in opal polycarbonate.
CABLAGGIO / WIRING	Fluorescenza lineare, Classe I, cavetto rigido unipolare HT 90°C - IEC 227-3, con guaina in PVC, non propagante la fiamma. Morsetto: 2P+T. Alimentazione elettronica 230-240 V / 50-60 Hz. Rifasato in parallelo cos λ > 0,95.	Linear fluorescence, Class I, flame-resistant rigid unipolar PVC-sheathed HT cable 90°C - IEC 227-3. 2P+T terminal. Electronic feed 230-240 V / 50-60 Hz. power factor correction in parallel at cos λ > 0,95.

DATI TECNICI /
TECHNICAL DATA

LAMP. K	mA	lm/IN	lm/OUT	W	L	T	T'
3000	350	5136	2935	31,20	1145	C	1130
4000	350	5416	3095	31,2	1145	C	1130
3000	350	6420	3669	39,00	1425	C	1410
4000	350	6770	3869	39,00	1425	C	1410

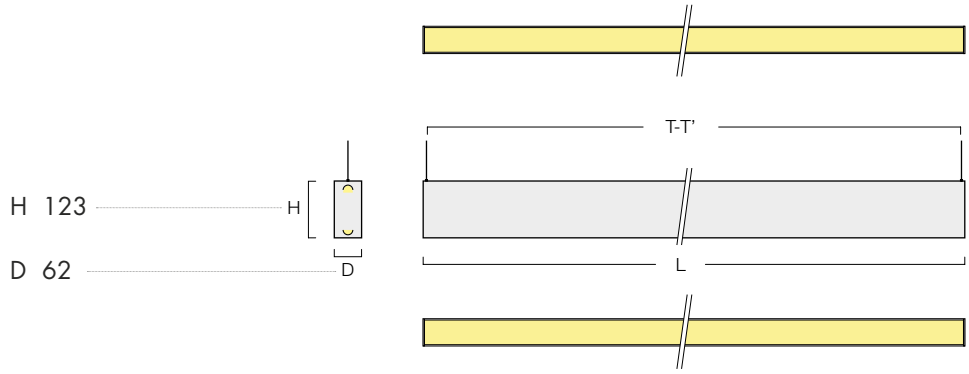

CRI 80 | A+ | CE | MAC ADAM 3 SDCM | 50k L80B10 | GR-0 | IP 20

SU RICHIESTA / VERSIONS ON REQUEST (ove possibile) (if possible)	Alimentatore elettronico dimmerabile. Alimentatore elettronico dimmerabile DALI. Ra 90.	Dimmable electronic ballast. DALI dimmable electronic ballast. Ra 90.
ACCESSORI / ACCESSORIES	Accessori per l'installazione inclusi.	Installation accessories included.
NORMATIVE / REGULATIONS	EN 60598-1 EN 60598-2-1 EN 62031 Sicurezza fotobiologica delle lampade e sistemi di lampade, EN 62471; IEC/TR 62778 Rischio esente – GR 0	 Photobiological safety of lamps and lamp system EN 62471; IEC/TR 62778 Exempt risk – GR 0
DIRETTIVE / DIRECTIVES	2014/35/UE 2014/30/UE	

LAMP. K	Kg	m³	EL. COD	DALI COD	EL. + EME COD
3000	8,00	0,011	97083WW1145E0B	97083WW1145DDB	-
4000	8,00	0,011	97083NW1145E0B	97083NW1145DDB	-
3000	10,00	0,014	97083WW1425E0B	97083WW1425DDB	97083WW1425EMB
4000	10,00	0,014	97083NW1425E0B	97083NW1425DDB	97083NW1425EMB

VECTOR M D
9725 OP



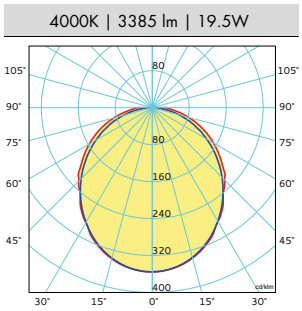

TIPI DI INSTALLAZIONE /
MOUNTINGS

Sospensione /
Suspended fitting

Plafone /
Surface mounted fitting

Incasso /
Built-in fitting



CORPO / BODY	In estruso di alluminio, verniciato con polveri epossipoliestere SOLVENT FREE di colore bianco o nero, termoindurenti a 180°C, con pretrattamento superficiale di fosfatazione.	In extruded aluminium, painted with SOLVENT-FREE, white or black, epoxy polyester powders, thermosetting at 180°C, after phosphate treatment.
EMISSIONE LUMINOSA / LIGHT EMISSION	Diretta Simmetrica 	Direct Symmetric
DISPOSITIVO OTTICO / OPTICAL DEVICE	Diffusore in policarbonato opale.	Diffuser in opal polycarbonate.
CABLAGGIO / WIRING	Classe I Alimentazione 220~240 V Ac 50-60 Hz Portata massima in fila continua max 10 A	Class I Feeding 220~240 V Ac 50-60 Hz Maximum capacity in continuous row max 10 A
SU RICHIESTA / VERSIONS ON REQUEST (ove possibile) (if possible)	Alimentatore elettronico dimmerabile. Alimentatore elettronico dimmerabile DALI. Complesso di emergenza 1h. Ra 90.	Dimmable electronic ballast. DALI dimmable electronic ballast. Emergency unit 1h. Ra 90.

DATI TECNICI /
TECHNICAL DATA

LAMP. K	mA	lm/IN	lm/OUT	W	L	F/T	F'/T'	S	S'	Kg	m³
3000	350	1284	755	7,80	575	C	250	577	64	1.4	0.003
4000	350	1354	796	7,80	575	C	250	577	64	1.4	0.003
3000	350	1926	1132	11,70	855	C	530	857	64	2.2	0.004
4000	350	2031	1194	11,70	855	C	530	857	64	2.2	0.004
3000	350	2568	1510	15,60	1135	C	810	1137	64	2.8	0.006
4000	350	2708	1592	15,60	1135	C	810	1137	64	2.8	0.006
3000	350	3210	1887	19,50	1415	C	1090	1417	64	3.5	0.007
4000	350	3385	1990	19,50	1415	C	1090	1417	64	3.5	0.007
3000	350	3852	2265	23,40	1695	C	1370	1697	64	4.2	0.009
4000	350	4062	2388	23,40	1695	C	1370	1697	64	4.2	0.009
3000	350	4494	2642	27,30	1975	C	1650	1977	64	4.8	0.010
4000	350	4739	2786	27,30	1975	C	1650	1977	64	4.8	0.010
3000	350	5136	3020	31,20	2255	C	1930	2257	64	5.6	0.011
4000	350	5416	3184	31,20	2255	C	1930	2257	64	5.6	0.011
3000	350	5778	3397	35,10	2535	C	2210	2537	64	6.3	0.013
3000	350	6093	3582	35,10	2535	C	2210	2537	64	6.3	0.013
4000	350	6420	3774	39,00	2815	C	2490	2817	64	7.0	0.014
4000	350	6770	3980	39,00	2815	C	2490	2817	64	7.0	0.014

***PER CRI>90 E WATTAGGI SUPERIORI, CONSULTARE IL NOSTRO SITO WEB /** FOR CRI>90 AND HIGHER WATTAGES, PLEASE CONSULT OUR WEBSITE

***DISPONIBILE PER VECTOR M SYSTEM /**
*AVAILABLE FOR VECTOR M SYSTEM

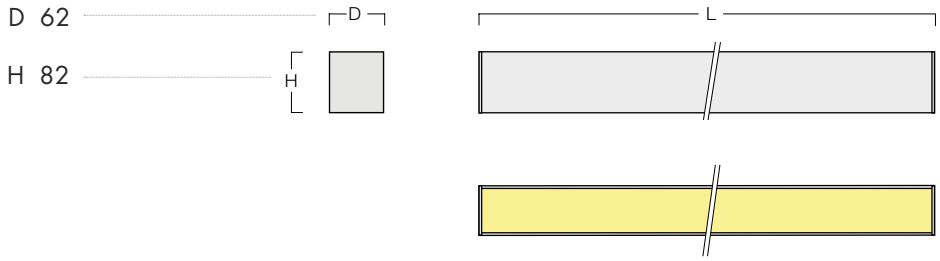

CRI ≥80 | CRI ≥90 | A+ | CE | MAC ADAM 3 SDCM | 50k L80B10 | GR-0 | IP 20

ACCESSORI / ACCESSORIES
pag. 423

4417SP1-2	Kit per sospensione costituito da un dispositivo di regolazione micrometrica, x2 cavi d'acciaio Ø 1.2 mm L 2000 mm e un rosone in ottone cromato. Per modulo luminoso < L 2500 mm	Suspension kit consisting of micrometric regulation device, x2 steel cable Ø 1.2 mm L 2000 mm and chromed brass cover. For lighting module < L 2500 mm
4417SP1-3	Kit per sospensione costituito da un dispositivo di regolazione micrometrica, x3 cavi d'acciaio Ø 1.2 mm L 2000 mm e un rosone in ottone cromato. Per modulo luminoso > L 2500 mm	Suspension kit consisting of micrometric regulation device, x3 steel cable Ø 1.2 mm L 2000 mm and chromed brass cover. For lighting module > L 2500 mm
4406	Kit per alimentazione costituito da un cavo di alimentazione trasparente L 2000 mm e un rosone in plastica. Dotato di morsettiera, fermacavo e accessori per il fissaggio.	Feeding kit consisting of feeding cable, in transparent colour L 2000 mm and plastic cover. Equipped with connection block, cablegland and fixing accessories.
STIVCM	Kit installazione su controsoffitti (set 2pz) in cartongesso a raso costituito da coppia di staffe.	Installation kit on plasterboard (2pcs set) false ceilings satin consisting of brackets pair.
STIVCM-3	Kit installazione su controsoffitti (set 3pz) in cartongesso a raso costituito da coppia di staffe.	Installation kit on plasterboard (3pcs set) false ceilings satin consisting of brackets pair.

NORMATIVE / REGULATIONS

EN 60598-1 EN 60598-2-1 EN 60598-2-2 EN 62031	
Sicurezza fotobiologica delle lampade e sistemi di lampade, EN 62471; IEC/TR 62778	Photobiological safety of lamps and lamp system EN 62471; IEC/TR 62778
Rischio esente – GR 0	Exempt risk – GR 0

DIRETTIVE / DIRECTIVES

2014/35/UE
2014/30/UE

COMPORRE IL CODICE PRODOTTO IN BASE ALLE VOSTRE ESIGENZE, SEGUENDO L'ORDINE INDICATO NELLA TABELLA /
DIAL THE PRODUCT CODE ACCORDING TO YOUR NEEDS, FOLLOWING THE ORDER SHOWN IN THE TABLE

Art. 9725 - CRI ≥80 - 350mA - 3000 K - 0575 mm - Elettronico - Bianco
ESEMPIO CODICE / CODE EXAMPLE = **97253WW0575E0B**

ART.	CRI	ALIMENTAZIONE/FEEDING mA	LAMP. K	L (mm)	CABLAGGIO/WIRING	COLORE/COLOR
9725	: ≥80	**3:** 350mA	**WW:** 3000	**0575****	**E0:** Elettronico/ Electronic	**B:** Bianco/white
	90: ≥90	**5:** 500mA	**NW:** 4000	**...**	**DD:** Dimmerabile DALI/ DALI dimmable	**N:** Nero/black
		3P: 350P		**...**	**EM:** Emergenza/ Emergency	
				2815	**DDM:** Dimmerabile DALI + Emergenza/ DALI dimmable + Emergency	

**** L 0575, 0855, 1135 NON DISPONIBILE CON CABLAGGIO EM / DDM**
L 0575, 0855, 1135 NOT AVAILABLE WITH EM / DDM WIRING



VECTOR M D

9727 MP

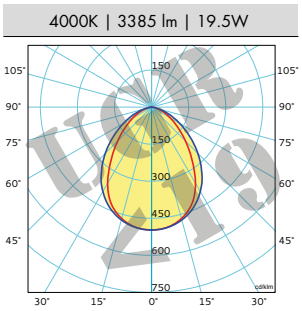

TIPI DI INSTALLAZIONE /
MOUNTINGS

Sospensione /
Suspended fitting

Plafone /
Surface mounted fitting

Incasso /
Built-in fitting



CORPO / BODY	In estruso di alluminio, verniciato con polveri epossipoliestere SOLVENT FREE di colore bianco o nero, termoindurenti a 180°C, con pretrattamento superficiale di fosfatazione.	In extruded aluminium, painted with SOLVENT-FREE, white or black, epoxy polyester powders, thermosetting at 180°C, after phosphate treatment.
EMISSIONE LUMINOSA / LIGHT EMISSION	Diretta Simmetrica 	Direct Symmetric
DISPOSITIVO OTTICO / OPTICAL DEVICE	Diffusore in policarbonato microprismatizzato.	Diffuser in microprismatic polycarbonate.
CABLAGGIO / WIRING	Classe I Alimentazione 220~240 V Ac 50-60 Hz	Class I Feeding 220~240 V Ac 50-60 Hz
SU RICHIESTA / VERSIONS ON REQUEST (ove possibile) (if possible)	Alimentatore elettronico dimmerabile. Alimentatore elettronico dimmerabile DALI. Complesso di emergenza 1h. Ra 90.	Dimmable electronic ballast. DALI dimmable electronic ballast. Emergency unit 1h. Ra 90.

DATI TECNICI /
TECHNICAL DATA

LAMP. K	mA	lm/IN	lm/OUT	W	L	F/T	F'/T'	S	S'	Kg	m³
3000	350	1284	780	7,80	575	C	250	577	64	1.4	0.003
4000	350	1354	822	7,80	575	C	250	577	64	1.4	0.003
3000	350	1926	1170	11,70	855	C	530	857	64	2.2	0.004
4000	350	2031	1233	11,70	855	C	530	857	64	2.2	0.004
3000	350	2568	1559	15,60	1135	C	810	1137	64	2.8	0.006
4000	350	2708	1644	15,60	1135	C	810	1137	64	2.8	0.006
3000	350	3210	1949	19,50	1415	C	1090	1417	64	3.5	0.007
4000	350	3385	2056	19,50	1415	C	1090	1417	64	3.5	0.007
3000	350	3852	2339	23,40	1695	C	1370	1697	64	4.2	0.009
4000	350	4062	2467	23,40	1695	C	1370	1697	64	4.2	0.009
3000	350	4494	2729	27,30	1975	C	1650	1977	64	4.8	0.010
4000	350	4739	2878	27,30	1975	C	1650	1977	64	4.8	0.010
3000	350	5136	3119	31,20	2255	C	1930	2257	64	5.6	0.011
4000	350	5416	3289	31,20	2255	C	1930	2257	64	5.6	0.011
3000	350	5778	3509	35,10	2535	C	2210	2537	64	6.3	0.013
4000	350	6093	3700	35,10	2535	C	2210	2537	64	6.3	0.013
3000	350	6420	3898	39,00	2815	C	2490	2817	64	7.0	0.014
4000	350	6770	4111	39,00	2815	C	2490	2817	64	7.0	0.014

***PER CRI>90 E WATTAGGI SUPERIORI, CONSULTARE IL NOSTRO SITO WEB /** FOR CRI>90 AND HIGHER WATTAGES, PLEASE CONSULT OUR WEBSITE

***DISPONIBILE PER VECTOR M SYSTEM /**
*AVAILABLE FOR VECTOR M SYSTEM

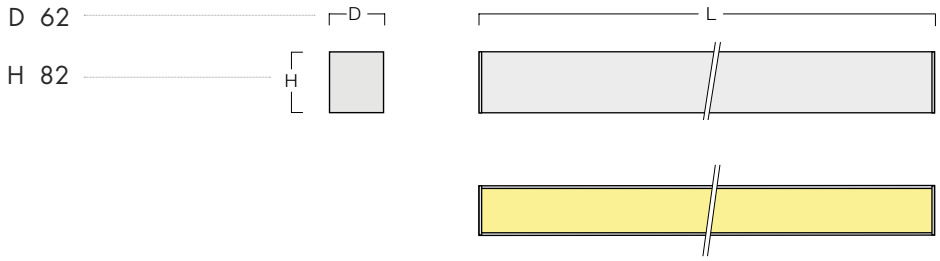

CRI ≥80 | CRI ≥90 | A+ | CE | MAC ADAM 3 SDCM | 50k L80B10 | GR-0 | IP 20

ACCESSORI /
ACCESSORIES
pag. 423

4417SP1-2	Kit per sospensione costituito da un dispositivo di regolazione micrometrica, x2 cavi d'acciaio Ø 1.2 mm L 2000 mm e un rosone in ottone cromato. Per modulo luminoso < L 2500 mm	Suspension kit consisting of micrometric regulation device, x2 steel cable Ø 1.2 mm L 2000 mm and chromed brass cover. For lighting module < L 2500 mm
4417SP1-3	Kit per sospensione costituito da un dispositivo di regolazione micrometrica, x3 cavi d'acciaio Ø 1.2 mm L 2000 mm e un rosone in ottone cromato. Per modulo luminoso > L 2500 mm	Suspension kit consisting of micrometric regulation device, x3 steel cable Ø 1.2 mm L 2000 mm and chromed brass cover. For lighting module > L 2500 mm
4406	Kit per alimentazione costituito da un cavo di alimentazione trasparente L 2000 mm e un rosone in plastica. Dotato di morsettiera, fermacavo e accessori per il fissaggio.	Feeding kit consisting of feeding cable, in transparent colour L 2000 mm and plastic cover. Equipped with connection block, cablegland and fixing accessories.
STIVCM	Kit installazione su controsoffitti (set 2pz) in cartongesso a raso costituito da coppia di staffe.	Installation kit on plasterboard (2pcs set) false ceilings satin consisting of brackets pair.
STIVCM-3	Kit installazione su controsoffitti (set 3pz) in cartongesso a raso costituito da coppia di staffe.	Installation kit on plasterboard (3pcs set) false ceilings satin consisting of brackets pair.

NORMATIVE /
REGULATIONS

EN 60598-1
EN 60598-2-1
EN 60598-2-2
EN 62031
Sicurezza fotobiologica delle lampade e sistemi di lampade, EN 62471; IEC/TR 62778 — Photobiological safety of lamps and lamp system EN 62471; IEC/TR 62778

Rischio esente – GR 0 — Exempt risk – GR 0

DIRETTIVE /
DIRECTIVES

2014/35/UE
2014/30/UE

COMPORRE IL CODICE PRODOTTO IN BASE ALLE VOSTRE ESIGENZE, SEGUENDO L'ORDINE INDICATO NELLA TABELLA /
DIAL THE PRODUCT CODE ACCORDING TO YOUR NEEDS, FOLLOWING THE ORDER SHOWN IN THE TABLE

Art. 9727 - CRI ≥80 - 350mA - 3000 K - 0575 mm - Elettronico - Bianco
ESEMPIO CODICE / CODE EXAMPLE = **97273WW0575E0B**

ART.	CRI	ALIMENTAZIONE/FEEDING mA	LAMP. K	L (mm)	CABLAGGIO/WIRING	COLORE/COLOR
9727	: ≥80	**3:** 350mA	**WW:** 3000	**0575****	**E0:** Elettronico/ Electronic	**B:** Bianco/white
	90: ≥90	**5:** 500mA	**NW:** 4000	**...**	**DD:** Dimmerabile DALI/ DALI dimmable	**N:** Nero/black
		3P: 350P		**...**	**EM:** Emergenza/ Emergency	
				2815	**DDM:** Dimmerabile DALI + Emergenza/ DALI dimmable + Emergency	

**** L 0575, 0855, 1135 NON DISPONIBILE CON CABLAGGIO EM / DDM**
L 0575, 0855, 1135 NOT AVAILABLE WITH EM / DDM WIRING

VECTOR M SYSTEM

DISPONIBILE / AVAILABLE:
9725 OP
9727 MP

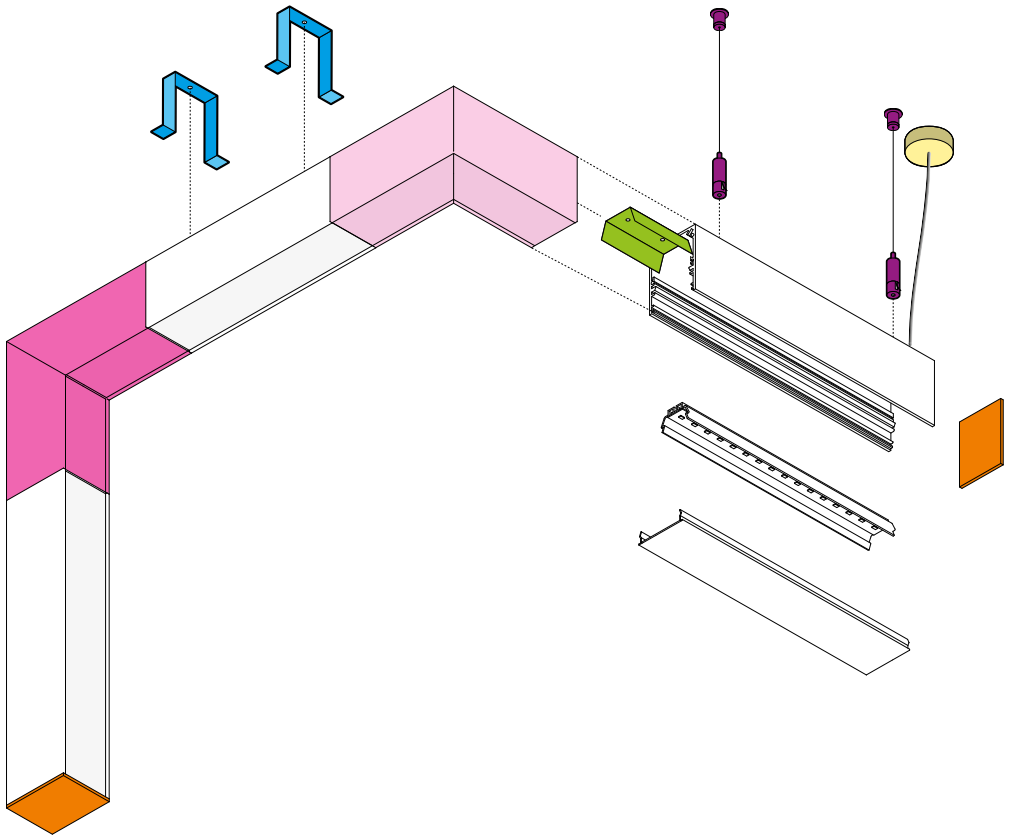

ACCESSORI SISTEMA / SYSTEM ACCESSORIES

Kit testate di chiusura (set 2pz) costituito da 2 testine in alluminio verniciate e 2 viti./
End caps kit (2pcs set) consisting of 2 painted aluminum heads and 2 screws.



D	L	H	Kg	COD
62	3	82	0.07	KTVCM-1XA0

Kit per la giunzione di 2 elementi costituito da una piastra in acciaio zincato e 4 viti. /
Kit for joining 2 elements consisting of a galvanized steel plate and 4 screws.

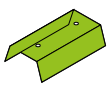

Kg	COD
0.1	STLVCM

ACCESSORI / ACCESSORIES

Kit per sospensione costituito da un dispositivo di regolazione micrometrica, un cavo d'acciaio Ø 1.2mm L 2000 mm. /
Suspension kit consisting of a micrometric adjustment device, a Ø 1.2mm L 2000 mm steel cable.



L	CAVO /CABLE	COD
2000	x2	4417SP1-2
2000	x3	4417SP1-3

Kit per alimentazione costituito da un cavo di alimentazione trasparente L 2000 mm ed un rosone in plastica. Dotato di morsettiera, fermacavo e accessori per il fissaggio. /
Feeding kit consisting of feeding cable in transparent colour L 2000 mm and plastic cover. Equipped with connection block, cablegland and fixing accessories.



COLORE /COLOR	CAVO /CABLE	COD
BIANCO / WHITE	2P+T	4406B3
NERO / BLACK	2P+T	4406N3
BIANCO / WHITE	4P+T	4406B5
NERO / BLACK	4P+T	4406N5

Kit installazione su controsoffitti in cartongesso a raso costituito da coppia di staffe. /
Installation kit on plasterboard false ceilings satin consisting of brackets pair.



SET	MOD. LUM. / LIGHTING MOD.	COD
2pz / 2pcs	< L 2500 mm	STIVCM
3pz / 3pcs	> L 2500 mm	STIVCM-3

ACCESSORI SISTEMA / SYSTEM ACCESSORIES

Giunto angolare luminoso piano 90° /
90° flat lighting corner joint

COMPORRE CODICE/ DIAL THE PRODUCT CODE

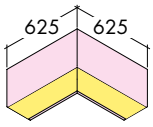

	K	W	lm/IN	lm/OUT 9725	lm/OUT 9727	EL. COD	ART. 9725	ART. 9727	DALI COD	ART. 9725	ART. 9727
CRI ≥80	3000	15,6	2568	1510	1559	VCM90P3WWB	-OP	-MP	VCM90P3WWDDB	-OP	-MP
	4000	15,6	2708	1592	1644	VCM90P3NWB			VCM90P3NWDDB		
	3000	22,8	3508	2062	2130	VCM90P5WWB			VCM90P5WWDDB		
	4000	22,8	3696	2173	2244	VCM90P5NWB			VCM90P5NWDDB		
	3000	31,2	5136	3020	3119	VCM90P3PWWB			VCM90P3PWWDDB		
	4000	31,2	5416	3184	3289	VCM90P3PNWB			VCM90P3PNWDDB		
CRI ≥90	3000	15,6	2311	1359	1404	VCM90P903WWB	-OP	-MP	VCM90P903WWDDB	-OP	-MP
	4000	15,6	2437	1433	1480	VCM90P903NWB			VCM90P903NWDDB		
	3000	22,8	3157	1856	1917	VCM90P905WWB			VCM90P905WWDDB		
	4000	22,8	3326	1956	2020	VCM90P905NWB			VCM90P905NWDDB		
	3000	31,2	4622	2718	2807	VCM90P903PWWB			VCM90P903PWWDDB		
	4000	31,2	4874	2866	2960	VCM90P903PNWB			VCM90P903PNWDDB		

Kg	m³
3.0	0.27

Giunto angolare luminoso diedro 90° /
90° dihedral lighting corner joint

COMPORRE CODICE/ DIAL THE PRODUCT CODE

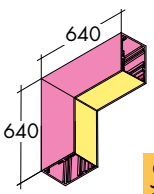

	K	W	lm/IN	lm/OUT 9725	lm/OUT 9727	EL. COD	ART. 9725	ART. 9727	DALI COD	ART. 9725	ART. 9727
CRI ≥80	3000	15,6	2568	1510	1559	VCM90I3WWB	-OP	-MP	VCM90I3WWDDB	-OP	-MP
	4000	15,6	2708	1592	1644	VCM90I3NWB			VCM90I3NWDDB		
	3000	22,8	3508	2062	2130	VCM90I5WWB			VCM90I5WWDDB		
	4000	22,8	3696	2173	2244	VCM90I5NWB			VCM90I5NWDDB		
	3000	31,2	5136	3020	3119	VCM90I3PWWB			VCM90I3PWWDDB		
	4000	31,2	5416	3184	3289	VCM90I3PNWB			VCM90I3PNWDDB		
CRI ≥90	3000	15,6	2311	1359	1404	VCM90I903WWB	-OP	-MP	VCM90I903WWDDB	-OP	-MP
	4000	15,6	2437	1433	1480	VCM90I903NWB			VCM90I903NWDDB		
	3000	22,8	3157	1856	1917	VCM90I905WWB			VCM90I905WWDDB		
	4000	22,8	3326	1956	2020	VCM90I905NWB			VCM90I905NWDDB		
	3000	31,2	4622	2718	2807	VCM90I903PWWB			VCM90I903PWWDDB		
	4000	31,2	4874	2866	2960	VCM90I903PNWB			VCM90I903PNWDDB		

Kg	m³
3.0	0.31





VECTOR FRAME M

VECTOR FRAME M
9726 OP



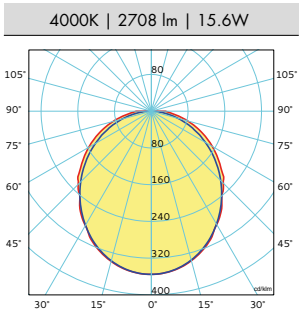

TIPI DI INSTALLAZIONE /
MOUNTINGS

Incasso /
Built-in fitting



CORPO /
BODY

In estruso di alluminio, verniciato con polveri epossipoliestere SOLVENT FREE di colore bianco o nero, termoindurenti a 180°C, con pretrattamento superficiale di fosfatazione.

In extruded aluminium, painted with SOLVENT-FREE, white or black, epoxy polyester powders, thermosetting at 180°C, after phosphate treatment.

EMISSIONE LUMINOSA /
LIGHT EMISSION

Diretta
Simmetrica



Direct
Symmetric

DISPOSITIVO OTTICO /
OPTICAL DEVICE

Diffusore inferiore in policarbonato opale.

Lower diffuser in opal polycarbonate.

CABLAGGIO /
WIRING

Classe I
Alimentazione 220~240 V Ac 50-60 Hz
Portata massima in fila continua max 10 A.

Class I
Feeding 220~240 V Ac 50-60 Hz
Maximum capacity in continuous row max 10 A.

DATI TECNICI /
TECHNICAL DATA

LAMP. K	mA	lm/IN	lm/OUT	W	L	L'	F/T	F'/T'	S	S'	Kg	m³
3000	350	1284	755	7,80	587	575	C	250	589	78	1.4	0.003
4000	350	1354	796	7,80	587	575	C	250	589	78	1.4	0.003
3000	350	1926	1132	11,70	867	855	C	530	869	78	2.2	0.004
4000	350	2031	1194	11,70	867	855	C	530	869	78	2.2	0.004
3000	350	2568	1510	15,60	1147	1135	C	810	1149	78	2.8	0.006
4000	350	2708	1592	15,60	1147	1135	C	810	1149	78	2.8	0.006
3000	350	3210	1887	19,50	1427	1415	C	1090	1429	78	3.5	0.007
4000	350	3385	1990	19,50	1427	1415	C	1090	1429	78	3.5	0.007
3000	350	3852	2265	23,40	1707	1695	C	1370	1709	78	4.2	0.009
4000	350	4062	2388	23,40	1707	1695	C	1370	1709	78	4.2	0.009
3000	350	4494	2642	27,30	1987	1975	C	1650	1989	78	4.8	0.010
4000	350	4739	2786	27,30	1987	1975	C	1650	1989	78	4.8	0.010
3000	350	5136	3020	31,20	2267	2255	C	1930	2269	78	5.6	0.011
4000	350	5416	3184	31,20	2267	2255	C	1930	2269	78	5.6	0.011
3000	350	5778	3397	35,10	2547	2535	C	2210	2549	78	6.3	0.013
4000	350	6093	3582	35,10	2547	2535	C	2210	2549	78	6.3	0.013
3000	350	6420	3774	39,00	2827	2815	C	2490	2829	78	7.0	0.014
4000	350	6770	3980	39,00	2827	2815	C	2490	2829	78	7.0	0.014

***PER CRI>90 E WATTAGGI SUPERIORI, CONSULTARE IL NOSTRO SITO WEB /** FOR CRI>90 AND HIGHER WATTAGES, PLEASE CONSULT OUR WEBSITE

***DISPONIBILE PER VECTOR FRAME M SYSTEM** /
*AVAILABLE FOR VECTOR FRAME M SYSTEM

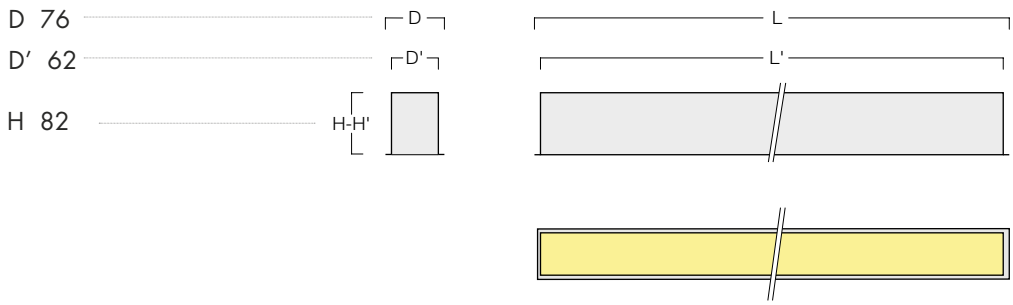

CRI ≥80 | CRI ≥90 | A+ | CE | MAC ADAM 3 SDCM | 80k L80B20 | GR-0 | IP 20

SU RICHIESTA / VERSIONS ON REQUEST (ove possibile) (if possible)	Alimentatore elettronico dimmerabile. Alimentatore elettronico dimmerabile DALI. Complesso di emergenza 1h. Ra 90.	Dimmable electronic ballast. DALI dimmable electronic ballast. Emergency unit 1h. Ra 90.
ACCESSORI / ACCESSORIES	Accessori per l'installazione inclusi.	Installation accessories included.
NORMATIVE / REGULATIONS	EN 60598-1 EN 60598-2-2 EN 62031 Sicurezza fotobiologica delle lampade e sistemi di lampade, EN 62471; IEC/TR 62778 Rischio esente – GR 0	 Photobiological safety of lamps and lamp system EN 62471; IEC/TR 62778 Exempt risk – GR 0
DIRETTIVE / DIRECTIVES	2014/35/UE 2014/30/UE	

COMPORRE IL CODICE PRODOTTO IN BASE ALLE VOSTRE ESIGENZE, SEGUENDO L'ORDINE INDICATO NELLA TABELLA /
DIAL THE PRODUCT CODE ACCORDING TO YOUR NEEDS, FOLLOWING THE ORDER SHOWN IN THE TABLE

Art. 9726 - CRI ≥80 - 350mA - 3000 K - 0587 mm - Elettronico - Bianco
ESEMPIO CODICE / CODE EXAMPLE = **97263WW0587E0B**

ART.	CRI	ALIMENTAZIONE/FEEDING mA	LAMP. K	L (mm)	CABLAGGIO/WIRING	COLORE/COLOR
9726	: ≥80	**3:** 350mA	**WW:** 3000	**0587****	**E0:** Elettronico/ Electronic	**B:** Bianco/white
	90: ≥90	**5:** 500mA	**NW:** 4000	**...**	**DD:** Dimmerabile DALI/ DALI dimmable	**N:** Nero/black
		3P: 350P		**...**	**EM:** Emergenza/ Emergency	
				2827	**DDM:** Dimmerabile DALI + Emergenza/ DALI dimmable + Emergency	

**** L 0587, 0867, 1147 NON DISPONIBILE CON CABLAGGIO EM / DDM**
L 0587, 0867, 1147 NOT AVAILABLE WITH EM / DDM WIRING

VECTOR FRAME M
9728 MP



4000K | 3385 lm | 19.5W

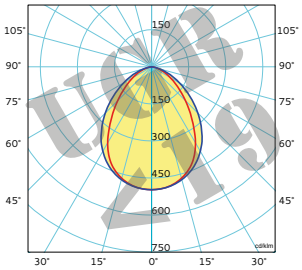

TIPI DI INSTALLAZIONE /
MOUNTINGS

Incasso /
Built-in fitting



CORPO / BODY	In estruso di alluminio, verniciato con polveri epossipoliestere SOLVENT FREE di colore bianco o nero, termoindurenti a 180°C, con pretrattamento superficiale di fosfatazione.	In extruded aluminium, painted with SOLVENT-FREE, white or black, epoxy polyester powders, thermosetting at 180°C, after phosphate treatment.
EMISSIONE LUMINOSA / LIGHT EMISSION	Diretta Simmetrica 	Direct Symmetric
DISPOSITIVO OTTICO / OPTICAL DEVICE	Diffusore in metacrilato microprismatizzato.	Diffuser in microprismatic polycarbonate.
CABLAGGIO / WIRING	Classe I Alimentazione 220~240 V Ac 50-60 Hz	Class I Feeding 220~240 V Ac 50-60 Hz

DATI TECNICI /
TECHNICAL DATA

LAMP. K	mA	lm/IN	lm/OUT	W	L	L'	F/T	F'/T'	S	S'	Kg	m³
3000	350	1284	780	7,80	587	575	C	250	589	78	1.4	0.003
4000	350	1354	822	7,80	587	575	C	250	589	78	1.4	0.003
3000	350	1926	1170	11,70	867	855	C	530	869	78	2.2	0.004
4000	350	2031	1233	11,70	867	855	C	530	869	78	2.2	0.004
3000	350	2568	1559	15,60	1147	1135	C	810	1149	78	2.8	0.006
4000	350	2708	1644	15,60	1147	1135	C	810	1149	78	2.8	0.006
3000	350	3210	1949	19,50	1427	1415	C	1090	1429	78	3.5	0.007
4000	350	3385	2056	19,50	1427	1415	C	1090	1429	78	3.5	0.007
3000	350	3852	2339	23,40	1707	1695	C	1370	1709	78	4.2	0.009
4000	350	4062	2467	23,40	1707	1695	C	1370	1709	78	4.2	0.009
3000	350	4494	2729	27,30	1987	1975	C	1650	1989	78	4.8	0.010
4000	350	4739	2878	27,30	1987	1975	C	1650	1989	78	4.8	0.010
3000	350	5136	3119	31,20	2267	2255	C	1930	2269	78	5.6	0.011
4000	350	5416	3289	31,20	2267	2255	C	1930	2269	78	5.6	0.011
3000	350	5778	3509	35,10	2547	2535	C	2210	2549	78	6.3	0.013
4000	350	6093	3700	35,10	2547	2535	C	2210	2549	78	6.3	0.013
3000	350	6420	3898	39,00	2827	2815	C	2490	2829	78	7.0	0.014
4000	350	6770	4111	39,00	2827	2815	C	2490	2829	78	7.0	0.014

***PER CRI>90 E WATTAGGI SUPERIORI, CONSULTARE IL NOSTRO SITO WEB /** FOR CRI>90 AND HIGHER WATTAGES, PLEASE CONSULT OUR WEBSITE

***DISPONIBILE PER VECTOR FRAME M SYSTEM /**
*AVAILABLE FOR VECTOR FRAME M SYSTEM

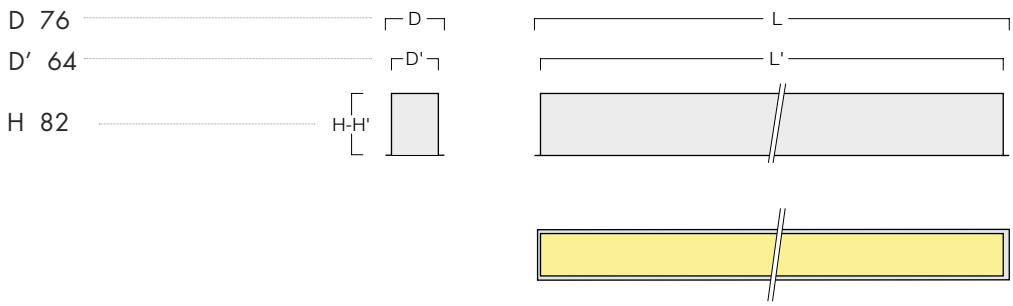

CRI ≥80 | CRI ≥90 | A+ | CE | MAC ADAM 3 SDCM | 80k L80B20 | GR-0 | IP 20

SU RICHIESTA / VERSIONS ON REQUEST (ove possibile) (if possible)	Alimentatore elettronico dimmerabile. Alimentatore elettronico dimmerabile DALI. Complesso di emergenza 1h. Ra 90.	Dimmable electronic ballast. DALI dimmable electronic ballast. Emergency unit 1h. Ra 90.
ACCESSORI / ACCESSORIES	Accessori per l'installazione inclusi.	Installation accessories included.
NORMATIVE / REGULATIONS	EN 60598-1 EN 60598-2-1 EN 60598-2-2 EN 62031 Sicurezza fotobiologica delle lampade e sistemi di lampade, EN 62471; IEC/TR 62778 Rischio esente – GR 0	 Photobiological safety of lamps and lamp system EN 62471; IEC/TR 62778 Exempt risk – GR 0
DIRETTIVE / DIRECTIVES	2014/35/UE 2014/30/UE	

COMPORRE IL CODICE PRODOTTO IN BASE ALLE VOSTRE ESIGENZE, SEGUENDO L'ORDINE INDICATO NELLA TABELLA /
DIAL THE PRODUCT CODE ACCORDING TO YOUR NEEDS, FOLLOWING THE ORDER SHOWN IN THE TABLE

Art. 9728 - CRI ≥80 - 350mA - 3000 K - 0587 mm - Elettronico - Bianco
ESEMPIO CODICE / CODE EXAMPLE = **97283WW0587E0B**

ART.	CRI	ALIMENTAZIONE/FEEDING mA	LAMP. K	L (mm)	CABLAGGIO/WIRING	COLORE/COLOR
9728	: ≥80	**3:** 350mA	**WW:** 3000	**0587****	**E0:** Elettronico/ Electronic	**B:** Bianco/white
	90: ≥90	**5:** 500mA	**NW:** 4000	**...**	**DD:** Dimmerabile DALI/ DALI dimmable	**N:** Nero/black
		3P: 350P		**...**	**EM:** Emergenza/ Emergency	
				2827	**DDM:** Dimmerabile DALI + Emergenza/ DALI dimmable + Emergency	

**** L 0587, 0867, 1147 NON DISPONIBILE CON CABLAGGIO EM / DDM**
L 0587, 0867, 1147 NOT AVAILABLE WITH EM / DDM WIRING

VECTOR FRAME M SYSTEM

DISPONIBILE / AVAILABLE:
9726 OP
9728 MP

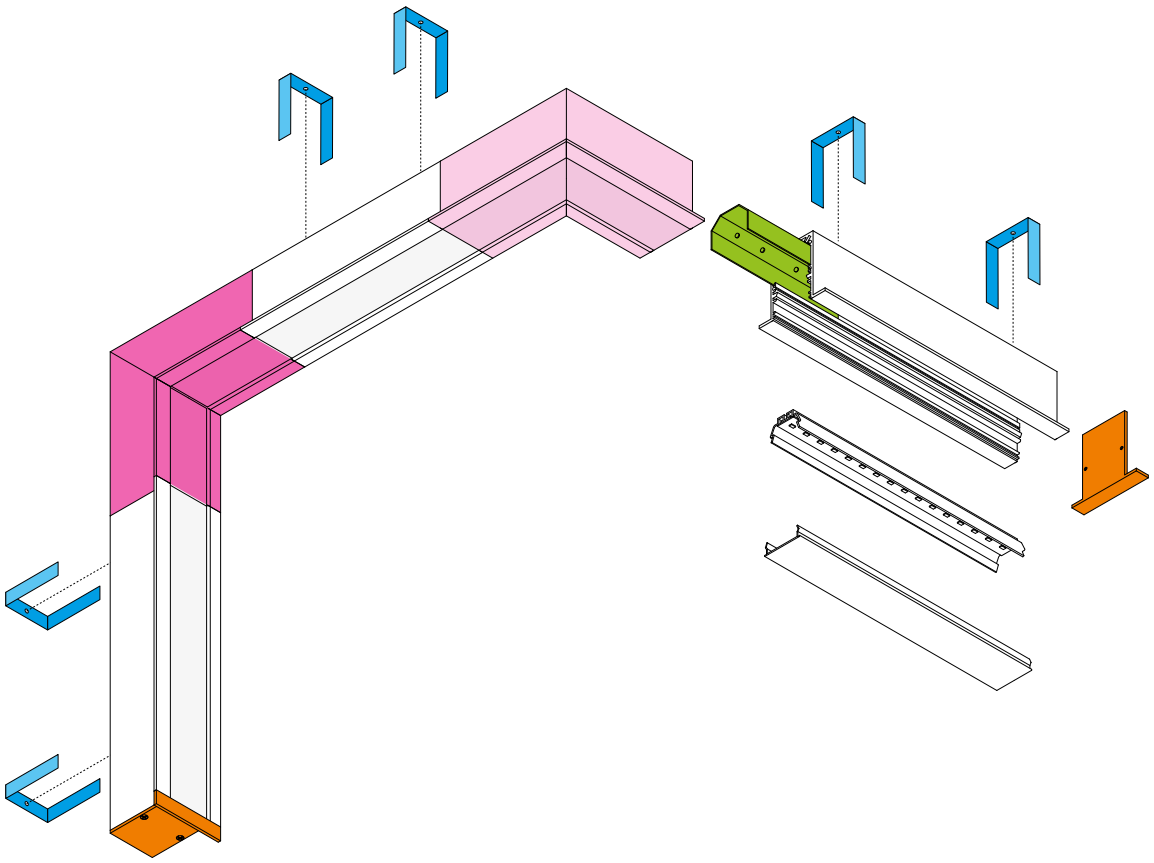

ACCESSORI SISTEMA / SYSTEM ACCESSORIES

Kit testate di chiusura (set 2pz) costituito da 2 testine in alluminio pressofuso./
End caps kit (2pcs set) consisting of 2 die-cast aluminum heads.

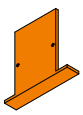

D	L	H	Kg	COD
89	3	101	0.07	KTVFM-1XA0

Kit per la giunzione di 2 elementi costituito da una piastra in acciaio zincato e 4 viti. /
Kit for joining 2 elements consisting of a galvanized steel plate and 4 screws.

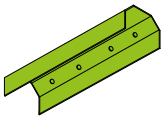

Kg	COD
0.1	STLVCM

ACCESSORI SISTEMA / SYSTEM ACCESSORIES

Giunto angolare luminoso piano 90° /
90° flat lighting corner joint

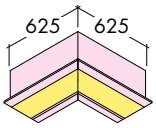

COMPORRE CODICE/ DIAL THE PRODUCT CODE

	K	W	lm/IN	lm/OUT 9726	lm/OUT 9728	EL. COD	ART. 9726	ART. 9728	DALI COD	ART. 9726	ART. 9728
CRI ≥80	3000	15,6	2568	1510	1559	VFM90P3WWB	-OP	-MP	VFM90P3WWDDB	-OP	-MP
	4000	15,6	2708	1592	1644	VFM90P3NWB			VFM90P3NWDDB		
	3000	22,8	3508	2062	2130	VFM90P5WWB			VFM90P5WWDDB		
	4000	22,8	3696	2173	2244	VFM90P5NWB			VFM90P5NWDDB		
	3000	31,2	5136	3020	3119	VFM90P3PWWB			VFM90P3PWWDDB		
	4000	31,2	5416	3184	3289	VFM90P3PNWB			VFM90P3PNWDDB		
CRI ≥90	3000	15,6	2311	1359	1404	VFM90P903WWB	-OP	-MP	VFM90P903WWDDB	-OP	-MP
	4000	15,6	2437	1433	1480	VFM90P903NWB			VFM90P903NWDDB		
	3000	22,8	3157	1856	1917	VFM90P905WWB			VFM90P905WWDDB		
	4000	22,8	3326	1956	2020	VFM90P905NWB			VFM90P905NWDDB		
	3000	31,2	4622	2718	2807	VFM90P903PWWB			VFM90P903PWWDDB		
	4000	31,2	4874	2866	2960	VFM90P903PNWB			VFM90P903PNWDDB		

Kg	m³
4.2	0.38

Giunto angolare luminoso diedro 90° /
90° dihedral lighting corner joint

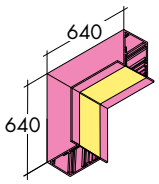

COMPORRE CODICE/ DIAL THE PRODUCT CODE

	K	W	lm/IN	lm/OUT 9726	lm/OUT 9728	EL. COD	ART. 9726	ART. 9728	DALI COD	ART. 9726	ART. 9728
CRI ≥80	3000	15,6	2568	1510	1559	VFM90I3WWB	-OP	-MP	VFM90I3WWDDB	-OP	-MP
	4000	15,6	2708	1592	1644	VFM90I3NWB			VFM90I3NWDDB		
	3000	22,8	3508	2062	2130	VFM90I5WWB			VFM90I5WWDDB		
	4000	22,8	3696	2173	2244	VFM90I5NWB			VFM90I5NWDDB		
	3000	31,2	5136	3020	3119	VFM90I3PWWB			VFM90I3PWWDDB		
	4000	31,2	5416	3184	3289	VFM90I3PNWB			VFM90I3PNWDDB		
CRI ≥90	3000	15,6	2311	1359	1404	VFM90I903WWB	-OP	-MP	VFM90I903WWDDB	-OP	-MP
	4000	15,6	2437	1433	1480	VFM90I903NWB			VFM90I903NWDDB		
	3000	22,8	3157	1856	1917	VFM90I905WWB			VFM90I905WWDDB		
	4000	22,8	3326	1956	2020	VFM90I905NWB			VFM90I905NWDDB		
	3000	31,2	4622	2718	2807	VFM90I903PWWB			VFM90I903PWWDDB		
	4000	31,2	4874	2866	2960	VFM90I903PNWB			VFM90I903PNWDDB		

Kg	m³
34.2	0.38




VECTOR L

VECTOR L D-I
9754 OP





TIPI DI INSTALLAZIONE /
MOUNTINGS

Sospensione /
Suspended fitting



CORPO / BODY	In estruso di alluminio, verniciato con polveri epossipoliestere SOLVENT FREE di colore bianco o nero, termoindurenti a 180°C, con pretrattamento superficiale di fosfatazione.	In extruded aluminium, painted with SOLVENT-FREE, white or black, epoxy polyester powders, thermosetting at 180°C, after phosphate treatment.
EMISSIONE LUMINOSA / LIGHT EMISSION	Diretta - Indiretta Simmetrica 	Direct - Indirect Symmetric
DISPOSITIVO OTTICO / OPTICAL DEVICE	Diffusore in policarbonato opale.	Diffuser in opal polycarbonate.
CABLAGGIO / WIRING	Classe I Alimentazione 220~240 V Ac 50-60 Hz	Class I Feeding 220~240 V Ac 50-60 Hz

DATI TECNICI /
TECHNICAL DATA

LAMP. K	mA	lm/IN	lm/OUT	W	L	F/T	F'/T'
3000	350	3852	2203	23,40	1135	C	810
4000	350	4062	2323	23,40	1135	C	810
3000	350	4494	2570	27,30	1415	C	1090
4000	350	4739	2710	27,30	1415	C	1090
3000	350	5136	2938	31,20	1695	C	1370
4000	350	5416	3098	31,20	1695	C	1370
3000	350	7062	4039	42,90	1975	C	1650
4000	350	7447	4259	42,90	1975	C	1650
3000	350	7704	4406	46,80	2255	C	1930
4000	350	8124	4646	46,80	2255	C	1930

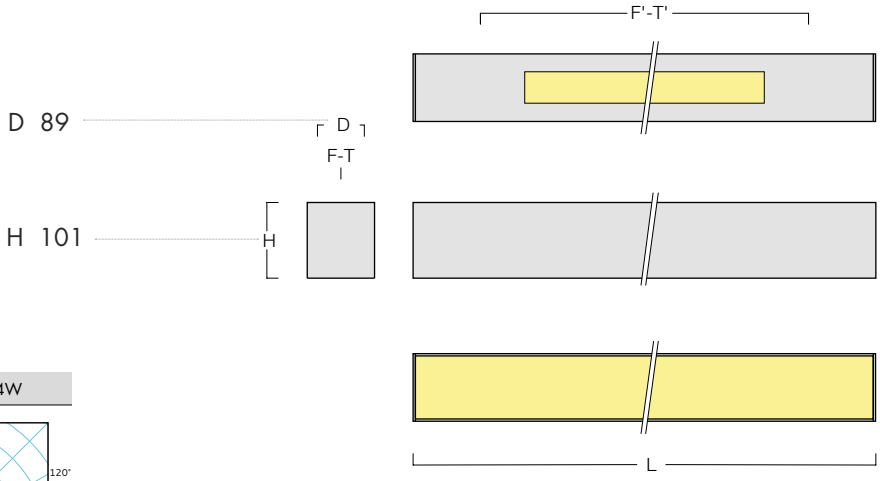

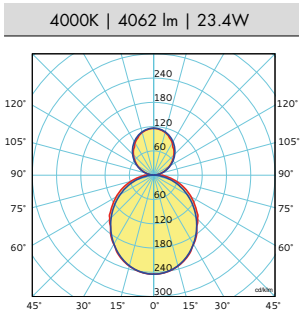

CRI ≥80 | A+ | CE | MAC ADAM 3 SDCM | 50k L80B10 | GR-0 | IP 20

SU RICHIESTA / VERSIONS ON REQUEST (ove possibile) (if possible)	Alimentatore elettronico dimmerabile. Alimentatore elettronico dimmerabile DALI. Complesso di emergenza 1h. Ra 90.	Dimmable electronic ballast. DALI dimmable electronic ballast. Emergency unit 1h. Ra 90.
ACCESSORI / ACCESSORIES	Accessori per l'installazione inclusi.	Installation accessories included.
NORMATIVE / REGULATIONS	EN 60598-1 EN 60598-2-1 EN 62031 Sicurezza fotobiologica delle lampade e sistemi di lampade, EN 62471; IEC/TR 62778 Rischio esente – GR 0	 Photobiological safety of lamps and lamp system EN 62471; IEC/TR 62778 Exempt risk – GR 0
DIRETTIVE / DIRECTIVES	2014/35/UE 2014/30/UE	

LAMP. K	Kg	m³	EL. COD	DALI COD	EL. + EME COD
3000	4,0	0,010	97543WW1135E0B	97543WW1135DDB	-
4000	4,0	0,010	97543NW1135E0B	97543NW1135DDB	-
3000	4,9	0,013	97543WW1415E0B	97543WW1415DDB	97543WW1415EMB
4000	4,9	0,013	97543NW1415E0B	97543NW1415DDB	97543NW1415EMB
3000	5,7	0,015	97543WW1695E0B	97543WW1695DDB	97543WW1695EMB
4000	5,7	0,015	97543NW1695E0B	97543NW1695DDB	97543NW1695EMB
3000	6,6	0,018	97543WW1975E0B	97543WW1975DDB	97543WW1975EMB
4000	6,6	0,018	97543NW1975E0B	97543NW1975DDB	97543NW1975EMB
3000	7,5	0,020	97543WW2255E0B	97543WW2255DDB	97543WW2255EMB
4000	7,5	0,020	97543NW2255E0B	97543NW2255DDB	97543NW2255EMB

VECTOR L D-I
9755 MP





TIPI DI INSTALLAZIONE /
MOUNTINGS

Sospensione /
Suspended fitting



CORPO / BODY	In estruso di alluminio, verniciato con polveri epossipoliestere SOLVENT FREE di colore bianco o nero, termoindurenti a 180°C, con pretrattamento superficiale di fosfatazione.	In extruded aluminium, painted with SOLVENT-FREE, white or black, epoxy polyester powders, thermosetting at 180°C, after phosphate treatment.
EMISSIONE LUMINOSA / LIGHT EMISSION	Diretta - Indiretta Simmetrica 	Direct - Indirect Symmetric
DISPOSITIVO OTTICO / OPTICAL DEVICE	Indiretto - Diffusore in policarbonato opale. Diretto - Diffusore in metacrilato microprismatizzato.	Indirect - Diffuser in opal polycarbonate. Direct - Diffuser in microprismatic methacrylate.
CABLAGGIO / WIRING	Classe I Alimentazione 220~240 V Ac 50-60 Hz	Class I Feeding 220~240 V Ac 50-60 Hz

DATI TECNICI /
TECHNICAL DATA

LAMP. K	mA	lm/IN	lm/OUT	W	L	F/T	F'/T'
3000	350	3852	2342	23,40	1135	C	810
4000	350	4062	2470	23,40	1135	C	810
3000	350	4494	2733	27,30	1415	C	1090
4000	350	4739	2882	27,30	1415	C	1090
3000	350	5136	3123	31,20	1695	C	1370
4000	350	5416	3293	31,20	1695	C	1370
3000	350	7062	4294	42,90	1975	C	1650
4000	350	7447	4528	42,90	1975	C	1650
3000	350	7704	4685	46,80	2255	C	1930
4000	350	8124	4940	46,80	2255	C	1930

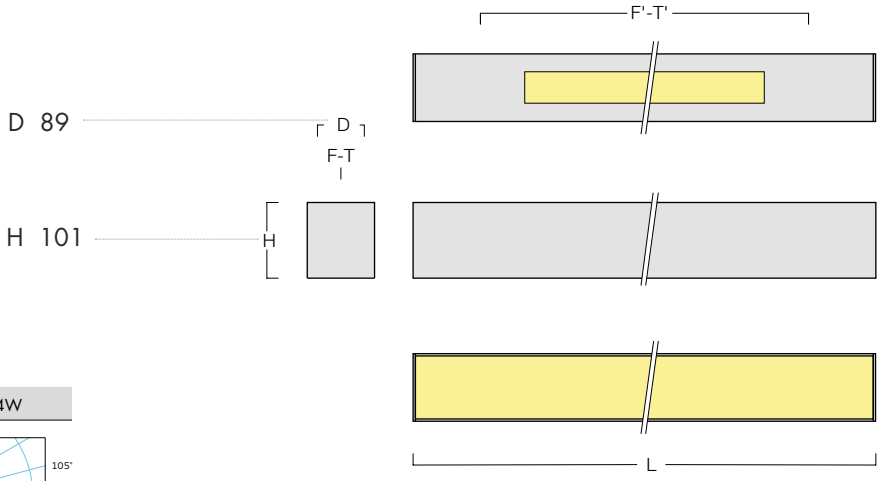

4000K | 4062 lm | 23.4W

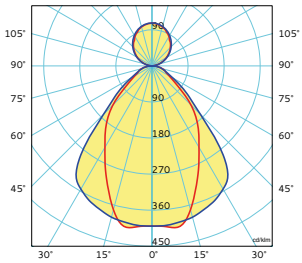

CRI ≥80 | A+ | CE | MAC ADAM 3 SDCM | 50k L80B10 | GR-0 | IP 20

SU RICHIESTA / VERSIONS ON REQUEST (ove possibile) (if possible)	Alimentatore elettronico dimmerabile. Alimentatore elettronico dimmerabile DALI. Complesso di emergenza 1h. Ra 90.	Dimmable electronic ballast. DALI dimmable electronic ballast. Emergency unit 1h. Ra 90.
ACCESSORI / ACCESSORIES	Accessori per l'installazione inclusi.	Installation accessories included.
NORMATIVE / REGULATIONS	EN 60598-1 EN 60598-2-1 EN 62031 Sicurezza fotobiologica delle lampade e sistemi di lampade, EN 62471; IEC/TR 62778 Rischio esente – GR 0	 Photobiological safety of lamps and lamp system EN 62471; IEC/TR 62778 Exempt risk – GR 0
DIRETTIVE / DIRECTIVES	2014/35/UE 2014/30/UE	

LAMP. K	Kg	m³	EL. COD	DALI COD	EL. + EME COD
3000	4,0	0,010	97553WW1135E0B	97553WW1135DDB	-
4000	4,0	0,010	97553NW1135E0B	97553NW1135DDB	-
3000	4,9	0,013	97553WW1415E0B	97553WW1415DDB	97553WW1415EMB
4000	4,9	0,013	97553NW1415E0B	97553NW1415DDB	97553NW1415EMB
3000	5,7	0,015	97553WW1695E0B	97553WW1695DDB	97553WW1695EMB
4000	5,7	0,015	97553NW1695E0B	97553NW1695DDB	97553NW1695EMB
3000	6,6	0,018	97553WW1975E0B	97553WW1975DDB	97553WW1975EMB
4000	6,6	0,018	97553NW1975E0B	97553NW1975DDB	97553NW1975EMB
3000	7,5	0,020	97553WW2255E0B	97553WW2255DDB	97553WW2255EMB
4000	7,5	0,020	97553NW2255E0B	97553NW2255DDB	97553NW2255EMB

VECTOR L
9730 OP



4000K | 2708 lm | 15.6W

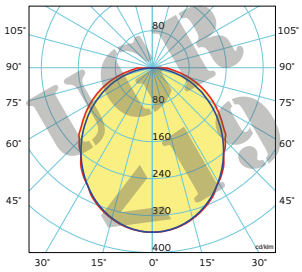

TIPI DI INSTALLAZIONE /
MOUNTINGS

Sospensione /
Suspended fitting

Plafone /
Surface mounted fitting

Incasso /
Built-in fitting



CORPO / BODY	In estruso di alluminio, verniciato con polveri epossipoliestere SOLVENT FREE di colore bianco o nero, termoindurenti a 180°C, con pretrattamento superficiale di fosfatazione.	In extruded aluminium, painted with SOLVENT-FREE, white or black, epoxy polyester powders, thermosetting at 180°C, after phosphate treatment.
EMISSIONE LUMINOSA / LIGHT EMISSION	Diretta Simmetrica 	Direct Symmetric
DISPOSITIVO OTTICO / OPTICAL DEVICE	Diffusore inferiore in policarbonato opale.	Lower diffuser in opal polycarbonate.
CABLAGGIO / WIRING	Classe I Alimentazione 220~240 V Ac 50-60 Hz Portata massima in fila continua max 10 A	Class I Feeding 220~240 V Ac 50-60 Hz Maximum capacity in continuous row max 10 A
SU RICHIESTA / VERSIONS ON REQUEST (ove possibile) (if possible)	Alimentatore elettronico dimmerabile. Alimentatore elettronico dimmerabile DALI. Complesso di emergenza 1h. Ra 90.	Dimmable electronic ballast. DALI dimmable electronic ballast. Emergency unit 1h. Ra 90.

DATI TECNICI /
TECHNICAL DATA

LAMP. K	mA	lm/IN	lm/OUT	W	L	F/T	F'/T'	S	S'	Kg	m³
3000	350	1284	734	7,80	575	C	250	577	91	1.4	0.003
4000	350	1354	774	7,80	575	C	250	577	91	1.4	0.003
3000	350	1926	1101	11,70	855	C	530	857	91	2.2	0.004
4000	350	2031	1161	11,70	855	C	530	857	91	2.2	0.004
3000	350	2568	1468	15,60	1135	C	810	1137	91	2.8	0.006
4000	350	2708	1548	15,60	1135	C	810	1137	91	2.8	0.006
3000	350	3210	1835	19,50	1415	C	1090	1417	91	3.5	0.007
4000	350	3385	1935	19,50	1415	C	1090	1417	91	3.5	0.007
3000	350	3852	2201	23,40	1695	C	1370	1697	91	4.2	0.009
4000	350	4062	2322	23,40	1695	C	1370	1697	91	4.2	0.009
3000	350	4494	2568	27,30	1975	C	1650	1977	91	4.8	0.010
4000	350	4739	2708	27,30	1975	C	1650	1977	91	4.8	0.010
3000	350	5136	2935	31,20	2255	C	1930	2257	91	5.6	0.011
4000	350	5416	3095	31,20	2255	C	1930	2257	91	5.6	0.011
3000	350	5778	3302	35,10	2535	C	2210	2237	91	6.3	0.013
4000	350	6093	3482	35,10	2535	C	2210	2237	91	6.3	0.013
3000	350	6420	3669	39,00	2815	C	2490	2817	91	7.0	0.014
4000	350	6770	3869	39,00	2815	C	2490	2817	91	7.0	0.014

***PER CRI>90 E WATTAGGI SUPERIORI, CONSULTARE IL NOSTRO SITO WEB /** FOR CRI>90 AND HIGHER WATTAGES, PLEASE CONSULT OUR WEBSITE

***DISPONIBILE PER VECTOR L SYSTEM /**
*AVAILABLE FOR VECTOR L SYSTEM

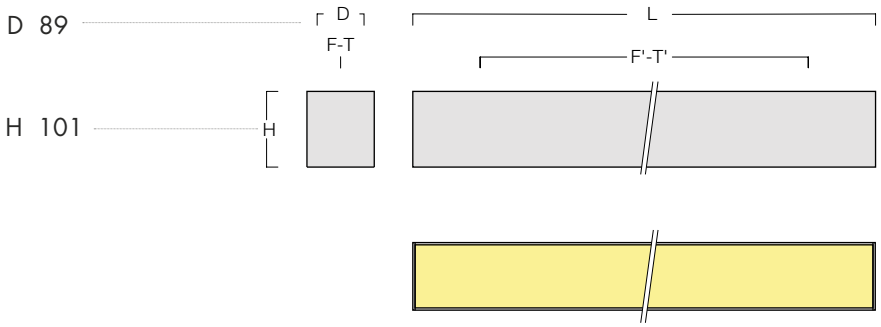

CRI 80 | CRI ≥90 | A+ | CE | MAC ADAM 3 SDCM | 50k L80B10 | GR-0 | IP 20

ACCESSORI /
ACCESSORIES
pag. 423

4417SP1-2	Kit per sospensione costituito da un dispositivo di regolazione micrometrica, x2 cavi d'acciaio Ø 1.2 mm L 2000 mm e un rosone in ottone cromato. Per modulo luminoso < L 2500 mm	Suspension kit consisting of micrometric regulation device, x2 steel cable Ø 1.2 mm L 2000 mm and chromed brass cover. For lighting module < L 2500 mm
4417SP1-3	Kit per sospensione costituito da un dispositivo di regolazione micrometrica, x3 cavi d'acciaio Ø 1.2 mm L 2000 mm e un rosone in ottone cromato. Per modulo luminoso > L 2500 mm	Suspension kit consisting of micrometric regulation device, x3 steel cable Ø 1.2 mm L 2000 mm and chromed brass cover. For lighting module > L 2500 mm
4406	Kit per alimentazione costituito da un cavo di alimentazione trasparente L 2000 mm e un rosone in plastica. Dotato di morsettiera, fermacavo e accessori per il fissaggio.	Feeding kit consisting of feeding cable, in transparent colour L 2000 mm and plastic cover. Equipped with connection block, cablegland and fixing accessories.
STIVCL	Kit installazione su controsoffitti (set 2pz) in cartongesso a raso costituito da coppia di staffe.	Installation kit on plasterboard (2pcs set) false ceilings satin consisting of brackets pair.
STIVCL-3	Kit installazione su controsoffitti (set 3pz) in cartongesso a raso costituito da coppia di staffe.	Installation kit on plasterboard (3pcs set) false ceilings satin consisting of brackets pair.

NORMATIVE /
REGULATIONS

EN 60598-1 EN 60598-2-1 EN 60598-2-2 EN 62031	
Sicurezza fotobiologica delle lampade e sistemi di lampade, EN 62471; IEC/TR 62778	Photobiological safety of lamps and lamp system EN 62471; IEC/TR 62778
Rischio esente – GR 0	Exempt risk – GR 0

DIRETTIVE /
DIRECTIVES

2014/35/UE
2014/30/UE

COMPORRE IL CODICE PRODOTTO IN BASE ALLE VOSTRE ESIGENZE, SEGUENDO L'ORDINE INDICATO NELLA TABELLA /
DIAL THE PRODUCT CODE ACCORDING TO YOUR NEEDS, FOLLOWING THE ORDER SHOWN IN THE TABLE

Art. 9730 - CRI ≥80 - 350mA - 3000 K - 0575 mm - Elettronico - Bianco
ESEMPIO CODICE / CODE EXAMPLE = **97303WW0575E0B**

ART.	CRI	ALIMENTAZIONE/FEEDING mA	LAMP. K	L (mm)	CABLAGGIO/WIRING	COLORE/COLOR
9730	: ≥80	**3:** 350mA	**WW:** 3000	**0575****	**E0:** Elettronico/ Electronic	**B:** Bianco/white
	90: ≥90	**5:** 500mA	**NW:** 4000	**...**	**DD:** Dimmerabile DALI/ DALI dimmable	**N:** Nero/black
		3P: 350P		**...**	**EM:** Emergenza/ Emergency	
				2815	**DDM:** Dimmerabile DALI + Emergenza/ DALI dimmable + Emergency	

**** L 0575, 0855, 1135 NON DISPONIBILE CON CABLAGGIO EM / DDM**
L 0575, 0855, 1135 NOT AVAILABLE WITH EM / DDM WIRING

VECTOR L
9757 MP



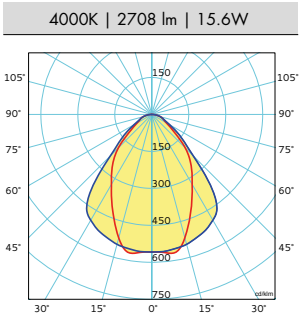

TIPI DI INSTALLAZIONE /
MOUNTINGS

Sospensione /
Suspended fitting

Plafone /
Surface mounted fitting

Incasso /
Built-in fitting



CORPO / BODY	In estruso di alluminio, verniciato con polveri epossipoliestere SOLVENT FREE di colore bianco o nero, termoindurenti a 180°C, con pretrattamento superficiale di fosfatazione.	In extruded aluminium, painted with SOLVENT-FREE, white or black, epoxy polyester powders, thermosetting at 180°C, after phosphate treatment.
EMISSIONE LUMINOSA / LIGHT EMISSION	Diretta Simmetrica 	Direct Symmetric
DISPOSITIVO OTTICO / OPTICAL DEVICE	Diffusore in policarbonato microprismatizzato.	Diffuser in microprismatic polycarbonate.
CABLAGGIO / WIRING	Classe I Alimentazione 220~240 V Ac 50-60 Hz	Class I Feeding 220~240 V Ac 50-60 Hz
SU RICHIESTA / VERSIONS ON REQUEST (ove possibile) (if possible)	Alimentatore elettronico dimmerabile. Alimentatore elettronico dimmerabile DALI. Complesso di emergenza 1h. Ra 90.	Dimmable electronic ballast. DALI dimmable electronic ballast. Emergency unit 1h. Ra 90.

DATI TECNICI /
TECHNICAL DATA

LAMP. K	mA	lm/IN	lm/OUT	W	L	F/T	F'/T'	S	S'	Kg	m³
3000	350	1284	829	7,80	575	C	250	577	91	1.4	0.003
4000	350	1354	875	7,80	575	C	250	577	91	1.4	0.003
3000	350	1926	1244	11,70	855	C	530	857	91	2.2	0.004
4000	350	2031	1312	11,70	855	C	530	857	91	2.2	0.004
3000	350	2568	1659	15,60	1135	C	810	1137	91	2.8	0.006
4000	350	2708	1749	15,60	1135	C	810	1137	91	2.8	0.006
3000	350	3210	2074	19,50	1415	C	1090	1417	91	3.5	0.007
4000	350	3385	2187	19,50	1415	C	1090	1417	91	3.5	0.007
3000	350	3852	2488	23,40	1695	C	1370	1697	91	4.2	0.009
4000	350	4062	2624	23,40	1695	C	1370	1697	91	4.2	0.009
3000	350	4494	2903	27,30	1975	C	1650	1977	91	4.8	0.010
4000	350	4739	3061	27,30	1975	C	1650	1977	91	4.8	0.010
3000	350	5136	3318	31,20	2255	C	1930	2257	91	5.6	0.011
4000	350	5416	3498	31,20	2255	C	1930	2257	91	5.6	0.011
3000	350	5778	3732	35,10	2535	C	2210	2237	91	6.3	0.013
4000	350	6093	3936	35,10	2535	C	2210	2237	91	6.3	0.013
3000	350	6420	4147	39,00	2815	C	2490	2817	91	7.0	0.014
4000	350	6770	4373	39,00	2815	C	2490	2817	91	7.0	0.014

***PER CRI>90 E WATTAGGI SUPERIORI, CONSULTARE IL NOSTRO SITO WEB /** FOR CRI>90 AND HIGHER WATTAGES, PLEASE CONSULT OUR WEBSITE

***DISPONIBILE PER VECTOR L SYSTEM /**
*AVAILABLE FOR VECTOR L SYSTEM

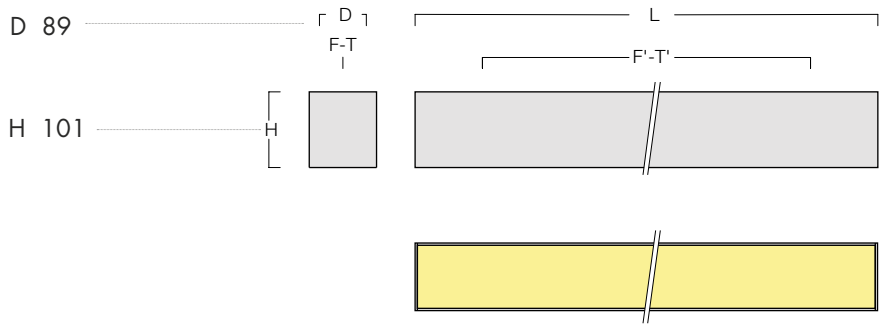

CRI ≥80 | CRI ≥90 | A+ | CE | MAC ADAM 3 SDCM | 80k L80B20 | GR-0 | IP 20

ACCESSORI / ACCESSORIES
pag. 423

4417SP1-2	Kit per sospensione costituito da un dispositivo di regolazione micrometrica, x2 cavi d'acciaio Ø 1.2 mm L 2000 mm e un rosone in ottone cromato. Per modulo luminoso < L 2500 mm	Suspension kit consisting of micrometric regulation device, x2 steel cable Ø 1.2 mm L 2000 mm and chromed brass cover. For lighting module < L 2500 mm
4417SP1-3	Kit per sospensione costituito da un dispositivo di regolazione micrometrica, x3 cavi d'acciaio Ø 1.2 mm L 2000 mm e un rosone in ottone cromato. Per modulo luminoso > L 2500 mm	Suspension kit consisting of micrometric regulation device, x3 steel cable Ø 1.2 mm L 2000 mm and chromed brass cover. For lighting module > L 2500 mm
4406	Kit per alimentazione costituito da un cavo di alimentazione trasparente L 2000 mm e un rosone in plastica. Dotato di morsettiera, fermacavo e accessori per il fissaggio.	Feeding kit consisting of feeding cable, in transparent colour L 2000 mm and plastic cover. Equipped with connection block, cablegland and fixing accessories.
STIVCL	Kit installazione su controsoffitti (set 2pz) in cartongesso a raso costituito da coppia di staffe.	Installation kit on plasterboard (2pcs set) false ceilings satin consisting of brackets pair.
STIVCL-3	Kit installazione su controsoffitti (set 3pz) in cartongesso a raso costituito da coppia di staffe.	Installation kit on plasterboard (3pcs set) false ceilings satin consisting of brackets pair.

NORMATIVE / REGULATIONS

EN 60598-1
EN 60598-2-1
EN 60598-2-2
EN 62031
Sicurezza fotobiologica delle lampade e sistemi di lampade, EN 62471; IEC/TR 62778 — Photobiological safety of lamps and lamp system EN 62471; IEC/TR 62778

Rischio esente – GR 0 — Exempt risk – GR 0

DIRETTIVE / DIRECTIVES

2014/35/UE
2014/30/UE

COMPORRE IL CODICE PRODOTTO IN BASE ALLE VOSTRE ESIGENZE, SEGUENDO L'ORDINE INDICATO NELLA TABELLA /
DIAL THE PRODUCT CODE ACCORDING TO YOUR NEEDS, FOLLOWING THE ORDER SHOWN IN THE TABLE

Art. 9757 - CRI ≥80 - 350mA - 3000 K - 0575 mm - Elettronico - Bianco
ESEMPIO CODICE / CODE EXAMPLE = **97573WW0575E0B**

ART.	CRI	ALIMENTAZIONE/FEEDING mA	LAMP. K	L (mm)	CABLAGGIO/WIRING	COLORE/COLOR
9757	: ≥80	**3:** 350mA	**WW:** 3000	**0575****	**E0:** Elettronico/ Electronic	**B:** Bianco/white
	90: ≥90	**5:** 500mA	**NW:** 4000	**...**	**DD:** Dimmerabile DALI/ DALI dimmable	**N:** Nero/black
		3P: 350P		**...**	**EM:** Emergenza/ Emergency	
				2815	**DDM:** Dimmerabile DALI + Emergenza/ DALI dimmable + Emergency	

**** L 0575, 0855, 1135 NON DISPONIBILE CON CABLAGGIO EM / DDM**
L 0575, 0855, 1135 NOT AVAILABLE WITH EM / DDM WIRING

VECTOR L SYSTEM

DISPONIBILE / AVAILABLE:
9730 OP
9757 MP

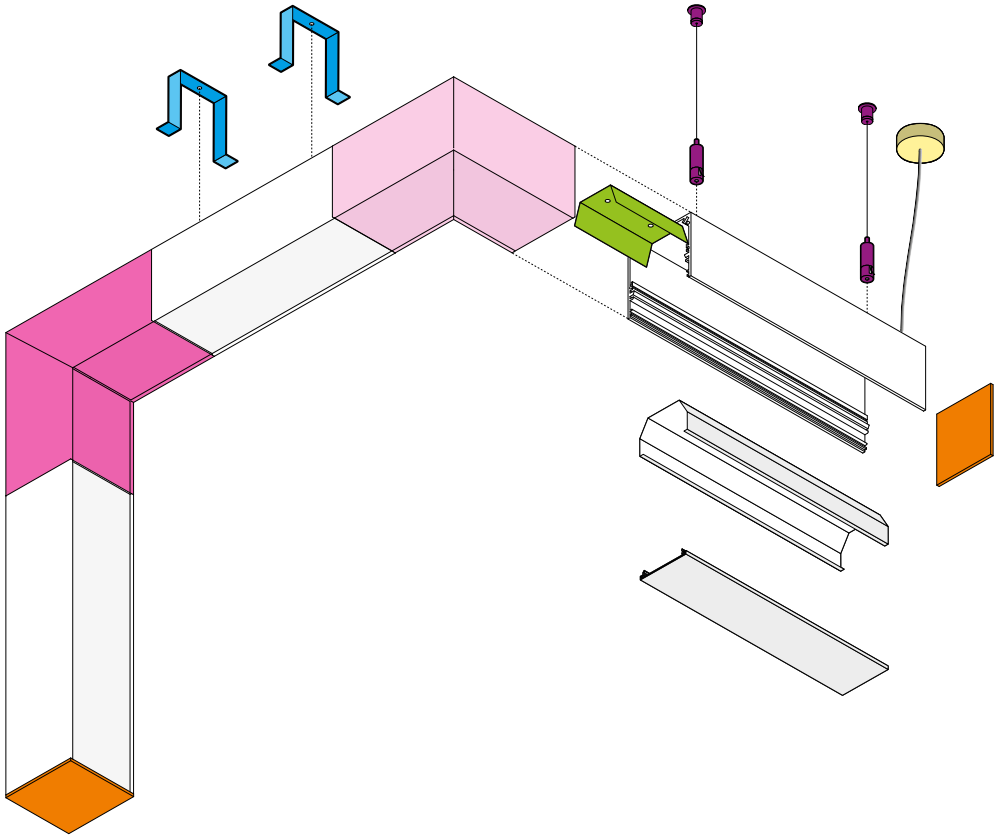

ACCESSORI SISTEMA / SYSTEM ACCESSORIES

Kit testate di chiusura (set 2pz) costituito da 2 testine in alluminio verniciate./
End caps kit (2pcs set) consisting of 2 painted aluminum heads.



D	L	H	Kg	COD
89	3	101	0.07	KTVCL-1XA0

Kit per la giunzione di 2 elementi costituito da una piastra in acciaio zincato e 4 viti. /
Kit for joining 2 elements consisting of a galvanized steel plate and 4 screws.

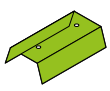

Kg	COD
0.1	STLVCL

ACCESSORI / ACCESSORIES

Kit per sospensione (set di 2 pezzi) costituito da un dispositivo di regolazione micrometrica, un cavo d'acciaio Ø 1.2mm lungo 2m. /
Suspension kit (set of 2 pieces) consisting of a micrometric adjustment device, a Ø 1.2mm 2m long steel cable.



L	CAVO /CABLE	COD
2000	x2	4417SP1-2
2000	x3	4417SP1-3

Kit per alimentazione costituito da un cavo di alimentazione trasparente L 2000 mm ed un rosone in plastica. Dotato di morsettiera, fermacavo e accessori per il fissaggio. /
Feeding kit consisting of feeding cable in transparent colour L 2000 mm and plastic cover. Equipped with connection block, cablegland and fixing accessories.



COLORE /COLOR	CAVO /CABLE	COD
BIANCO / WHITE	2P+T	4406B3
NERO / BLACK	2P+T	4406N3
BIANCO / WHITE	4P+T	4406B5
NERO / BLACK	4P+T	4406N5

Kit installazione su controsoffitti in cartongesso a raso costituito da coppia di staffe. /
Installation kit on plasterboard false ceilings satin consisting of brackets pair.



SET	MOD. LUM. / LIGHTING MOD.	COD
2pz / 2pcs	< L 2500 mm	STIVCL
3pz / 3pcs	> L 2500 mm	STIVCL-3

ACCESSORI SISTEMA / SYSTEM ACCESSORIES

Giunto angolare luminoso piano 90° /
90° flat lighting corner joint

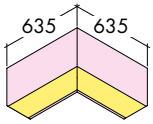

COMPORRE CODICE/ DIAL THE PRODUCT CODE

	K	W	lm/IN	lm/OUT 9730	lm/OUT 9757	EL. COD	ART. 9730	ART. 9757	DALI COD	ART. 9730	ART. 9757
	3000	15,6	2568	1468	1659	VCL90P3WWB	-OP	-MP	VCL90P3WWDDB	-OP	-MP
	4000	15,6	2708	1548	1749	VCL90P3NWB			VCL90P3NWDDB		
	3000	22,8	3508	2005	2266	VCL90P5WWB			VCL90P5WWDDB		
	4000	22,8	3696	2112	2387	VCL90P5NWB			VCL90P5NWDDB		
CRI ≥80	3000	31,2	5136	2935	3318	VCL90P3PWWB			VCL90P3PWWDDB		
	4000	31,2	5416	3095	3498	VCL90P3PNWB			VCL90P3PNWDDB		
CRI ≥90	3000	15,6	2311	1321	1493	VCL90P903WWB	-OP	-MP	VCL90P903WWDDB	-OP	-MP
	4000	15,6	2437	1393	1574	VCL90P903NWB			VCL90P903NWDDB		
	3000	22,8	3157	1804	2039	VCL90P905WWB			VCL90P905WWDDB		
	4000	22,8	3326	1901	2149	VCL90P905NWB			VCL90P905NWDDB		
	3000	31,2	4622	2642	2986	VCL90P903PWWB			VCL90P903PWWDDB		
	4000	31,2	4874	2786	3149	VCL90P903PNWB			VCL90P903PNWDDB		

Kg	m³
3.2	0.26

Giunto angolare luminoso diedro 90° /
90° dihedral lighting corner joint

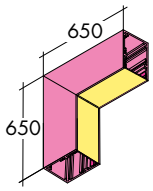

COMPORRE CODICE/ DIAL THE PRODUCT CODE

	K	W	lm/IN	lm/OUT 9730	lm/OUT 9757	EL. COD	ART. 9730	ART. 9757	DALI COD	ART. 9730	ART. 9757
	3000	15,6	2568	1468	1659	VCL90I3WWB	-OP	-MP	VCL90I3WWDDB	-OP	-MP
	4000	15,6	2708	1548	1749	VCL90I3NWB			VCL90I3NWDDB		
	3000	22,8	3508	2005	2266	VCL90I5WWB			VCL90I5WWDDB		
	4000	22,8	3696	2112	2387	VCL90I5NWB			VCL90I5NWDDB		
CRI ≥80	3000	31,2	5136	2935	3318	VCL90I3PWWB			VCL90I3PWWDDB		
	4000	31,2	5416	3095	3498	VCL90I3PNWB			VCL90I3PNWDDB		
CRI ≥90	3000	15,6	2311	1321	1493	VCL90I903WWB	-OP	-MP	VCL90I903WWDDB	-OP	-MP
	4000	15,6	2437	1393	1574	VCL90I903NWB			VCL90I903NWDDB		
	3000	22,8	3157	1804	2039	VCL90I905WWB			VCL90I905WWDDB		
	4000	22,8	3326	1901	2149	VCL90I905NWB			VCL90I905NWDDB		
	3000	31,2	4622	2642	2986	VCL90I903PWWB			VCL90I903PWWDDB		
	4000	31,2	4874	2786	3149	VCL90I903PNWB			VCL90I903PNWDDB		

Kg	m³
3.2	0.21





VECTOR FRAME L

VECTOR FRAME L
9731 OP



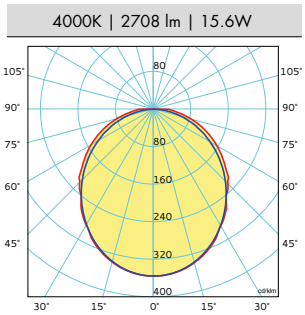

TIPI DI INSTALLAZIONE /
MOUNTINGS

Incasso /
Built-in fitting



CORPO /
BODY

In estruso di alluminio, verniciato con polveri epossipoliestere SOLVENT FREE di colore bianco o nero, termoindurenti a 180°C, con pretrattamento superficiale di fosfatazione.

In extruded aluminium, painted with SOLVENT-FREE, white or black, epoxy polyester powders, thermosetting at 180°C, after phosphate treatment.

EMISSIONE LUMINOSA /
LIGHT EMISSION

Diretta
Simmetrica



Direct
Symmetric

DISPOSITIVO OTTICO /
OPTICAL DEVICE

Diffusore in policarbonato opale.

Diffuser in opal polycarbonate.

CABLAGGIO /
WIRING

Classe I
Alimentazione 220~240 V Ac 50-60 Hz
Portata massima in fila continua max 10 A.

Class I
Feeding 220~240 V Ac 50-60 Hz
Maximum capacity in continuous row max 10 A.

DATI TECNICI /
TECHNICAL DATA

LAMP. K	mA	lm/IN	lm/OUT	W	L	L'	F/T	F'/T'	S	S'	Kg	m³
3000	350	1284	734	7,80	587	575	C	262	575	91	1.4	0.003
4000	350	1354	774	7,80	587	575	C	262	575	91	1.4	0.003
3000	350	1926	1101	11,70	867	855	C	542	855	91	2.2	0.004
4000	350	2031	1161	11,70	867	855	C	542	855	91	2.2	0.004
3000	350	2568	1468	15,60	1147	1135	C	822	1135	91	2.8	0.006
4000	350	2708	1548	15,60	1147	1135	C	822	1135	91	2.8	0.006
3000	350	3210	1835	19,50	1427	1415	C	1102	1415	91	3.5	0.007
4000	350	3385	1935	19,50	1427	1415	C	1102	1415	91	3.5	0.007
3000	350	3852	2201	23,40	1707	1695	C	1382	1695	91	4.2	0.009
4000	350	4062	2322	23,40	1707	1695	C	1382	1695	91	4.2	0.009
3000	350	4494	2568	27,30	1987	1975	C	1662	1975	91	4.8	0.010
4000	350	4739	2708	27,30	1987	1975	C	1662	1975	91	4.8	0.010
3000	350	5136	2935	31,20	2267	2255	C	1942	2255	91	5.6	0.011
4000	350	5416	3095	31,20	2267	2255	C	1942	2255	91	5.6	0.011
3000	350	5778	3302	35,10	2547	2535	C	2222	2535	91	6.3	0.013
4000	350	6093	3482	35,10	2547	2535	C	2222	2535	91	6.3	0.013
3000	350	6420	3669	39,00	2827	2815	C	2502	2815	91	7.0	0.014
4000	350	6770	3869	39,00	2827	2815	C	2502	2815	91	7.0	0.014

***PER CRI>90 E WATTAGGI SUPERIORI, CONSULTARE IL NOSTRO SITO WEB /** FOR CRI>90 AND HIGHER WATTAGES, PLEASE CONSULT OUR WEBSITE

***DISPONIBILE PER VECTOR FRAME L SYSTEM /**
*AVAILABLE FOR VECTOR FRAME L SYSTEM

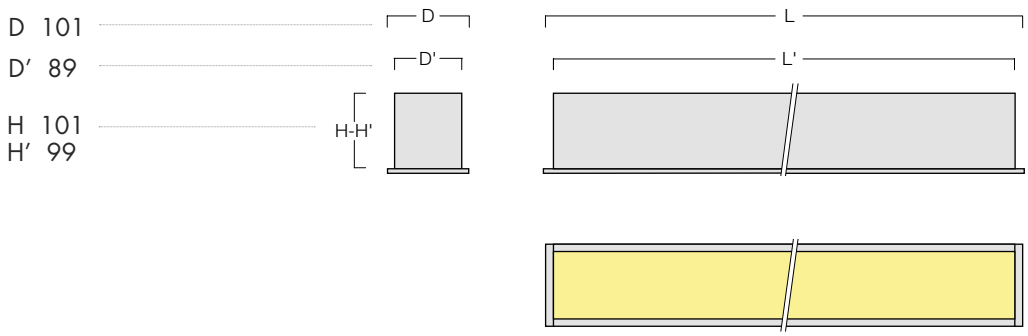

CRI ≥80 | CRI ≥90 | A+ | CE | MAC ADAM 3 SDCM | 80k L80B20 | GR-0 | IP 20

SU RICHIESTA / VERSIONS ON REQUEST (ove possibile) (if possible)	Alimentatore elettronico dimmerabile. Alimentatore elettronico dimmerabile DALI. Complesso di emergenza 1h. Ra 90.	Dimmable electronic ballast DALI dimmable electronic ba.llast. Emergency unit 1h. Ra 90.
ACCESSORI / ACCESSORIES	Accessori per l'installazione inclusi.	Installation accessories included.
NORMATIVE / REGULATIONS	EN 60598-1 EN 60598-2-2 EN 62031 Sicurezza fotobiologica delle lampade e sistemi di lampade, EN 62471; IEC/TR 62778 Rischio esente – GR 0	 Photobiological safety of lamps and lamp system EN 62471; IEC/TR 62778 Exempt risk – GR 0
DIRETTIVE / DIRECTIVES	2014/35/UE 2014/30/UE	

COMPORRE IL CODICE PRODOTTO IN BASE ALLE VOSTRE ESIGENZE, SEGUENDO L'ORDINE INDICATO NELLA TABELLA /
DIAL THE PRODUCT CODE ACCORDING TO YOUR NEEDS, FOLLOWING THE ORDER SHOWN IN THE TABLE

Art. 9731 - CRI ≥80 - 350mA - 3000 K - 0587 mm - Elettronico - Bianco
ESEMPIO CODICE / CODE EXAMPLE = **97313WW0587E0B**

ART.	CRI	ALIMENTAZIONE/FEEDING mA	LAMP. K	L (mm)	CABLAGGIO/WIRING	COLORE/COLOR
9731	: ≥80	**3:** 350mA	**WW:** 3000	**0587****	**E0:** Elettronico/ Electronic	**B:** Bianco/white
	90: ≥90	**5:** 500mA	**NW:** 4000	**...**	**DD:** Dimmerabile DALI/ DALI dimmable	**N:** Nero/black
		3P: 350P		**...**	**EM:** Emergenza/ Emergency	
				2827	**DDM:** Dimmerabile DALI + Emergenza/ DALI dimmable + Emergency	

**** L 0587, 0867, 1147 NON DISPONIBILE CON CABLAGGIO EM / DDM**
L 0587, 0867, 1147 NOT AVAILABLE WITH EM / DDM WIRING

VECTOR FRAME L
9756 MP



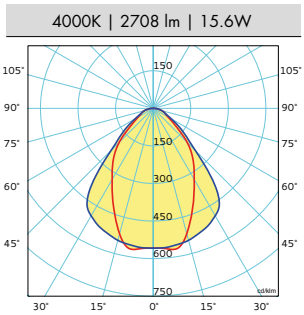

TIPI DI INSTALLAZIONE /
MOUNTINGS

Incasso /
Built-in fitting



CORPO / BODY	In estruso di alluminio, verniciato con polveri epossipoliestere SOLVENT FREE di colore bianco o nero, termoindurenti a 180°C, con pretrattamento superficiale di fosfatazione.	In extruded aluminium, painted with SOLVENT-FREE, white or black, epoxy polyester powders, thermosetting at 180°C, after phosphate treatment.
EMISSIONE LUMINOSA / LIGHT EMISSION	Diretta Simmetrica 	Direct Symmetric
DISPOSITIVO OTTICO / OPTICAL DEVICE	Diffusore in policarbonato microprismatizzato.	Diffuser in microprismatic polycarbonate.
CABLAGGIO / WIRING	Classe I Alimentazione 220~240 V Ac 50-60 Hz	Class I Feeding 220~240 V Ac 50-60 Hz

DATI TECNICI /
TECHNICAL DATA

LAMP. K	mA	lm/IN	lm/OUT	W	L	L'	F/T	F'/T'	S	S'	Kg	m³
3000	350	1284	734	7,80	587	575	C	262	575	91	1.4	0.003
4000	350	1354	774	7,80	587	575	C	262	575	91	1.4	0.003
3000	350	1926	1101	11,70	867	855	C	542	855	91	2.2	0.004
4000	350	2031	1161	11,70	867	855	C	542	855	91	2.2	0.004
3000	350	2568	1468	15,60	1147	1135	C	822	1135	91	2.8	0.006
4000	350	2708	1548	15,60	1147	1135	C	822	1135	91	2.8	0.006
3000	350	3210	1834	19,50	1427	1415	C	1102	1415	91	3.5	0.007
4000	350	3385	1935	19,50	1427	1415	C	1102	1415	91	3.5	0.007
3000	350	3852	2201	23,40	1707	1695	C	1382	1695	91	4.2	0.009
4000	350	4062	2322	23,40	1707	1695	C	1382	1695	91	4.2	0.009
3000	350	4494	2568	27,30	1987	1975	C	1662	1975	91	4.8	0.010
4000	350	4739	2708	27,30	1987	1975	C	1662	1975	91	4.8	0.010
3000	350	5136	2935	31,20	2267	2255	C	1942	2255	91	5.6	0.011
4000	350	5416	3095	31,20	2267	2255	C	1942	2255	91	5.6	0.011
3000	350	5778	3302	35,10	2547	2535	C	2222	2535	91	6.3	0.013
4000	350	6093	3482	35,10	2547	2535	C	2222	2535	91	6.3	0.013
3000	350	6420	3669	39,00	2827	2815	C	2502	2815	91	7.0	0.014
4000	350	6770	3869	39,00	2827	2815	C	2502	2815	91	7.0	0.014

***PER CRI>90 E WATTAGGI SUPERIORI, CONSULTARE IL NOSTRO SITO WEB /** FOR CRI>90 AND HIGHER WATTAGES, PLEASE CONSULT OUR WEBSITE

***DISPONIBILE PER VECTOR FRAME L SYSTEM** /
*AVAILABLE FOR VECTOR FRAME L SYSTEM

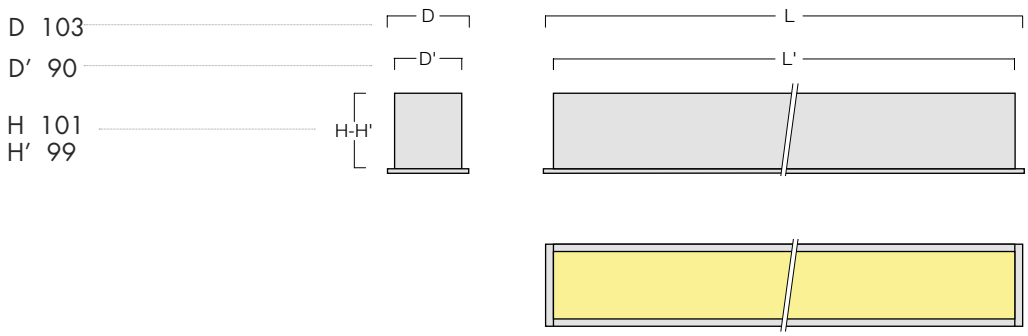

CRI ≥80 | CRI ≥90 | A+ | CE | MAC ADAM 3 SDCM | 80k L80B20 | GR-0 | IP 20

SU RICHIESTA / VERSIONS ON REQUEST (ove possibile) (if possible)	Alimentatore elettronico dimmerabile. Alimentatore elettronico dimmerabile DALI. Complesso di emergenza 1h. Ra 90.	Dimmable electronic ballast DALI dimmable electronic ba.llast. Emergency unit 1h. Ra 90.
ACCESSORI / ACCESSORIES	Accessori per l'installazione inclusi.	Installation accessories included.
NORMATIVE / REGULATIONS	EN 60598-1 EN 60598-2-2 EN 62031 Sicurezza fotobiologica delle lampade e sistemi di lampade, EN 62471; IEC/TR 62778 Rischio esente – GR 0	 Photobiological safety of lamps and lamp system EN 62471; IEC/TR 62778 Exempt risk – GR 0
DIRETTIVE / DIRECTIVES	2014/35/UE 2014/30/UE	

COMPORRE IL CODICE PRODOTTO IN BASE ALLE VOSTRE ESIGENZE, SEGUENDO L'ORDINE INDICATO NELLA TABELLA /
DIAL THE PRODUCT CODE ACCORDING TO YOUR NEEDS, FOLLOWING THE ORDER SHOWN IN THE TABLE

Art. 9756 - CRI ≥80 - 350mA - 3000 K - 0587 mm - Elettronico - Bianco
ESEMPIO CODICE / CODE EXAMPLE = **97563WW0587E0B**

ART.	CRI	ALIMENTAZIONE/FEEDING mA	LAMP. K	L (mm)	CABLAGGIO/WIRING	COLORE/COLOR
9756	**:** ≥80	**3:** 350mA	**WW:** 3000	**0587****	**E0:** Elettronico/ Electronic	**B:** Bianco/white
	90: ≥90	**5:** 500mA	**NW:** 4000	**...**	**DD:** Dimmerabile DALI/ DALI dimmable	**N:** Nero/black
		3P: 350P		**...**	**EM:** Emergenza/ Emergency	
				2827	**DDM:** Dimmerabile DALI + Emergenza/ DALI dimmable + Emergency	

**** L 0587, 0867, 1147 NON DISPONIBILE CON CABLAGGIO EM / DDM**
L 0587, 0867, 1147 NOT AVAILABLE WITH EM / DDM WIRING

VECTOR FRAME L SYSTEM

DISPONIBILE / AVAILABLE:
9731 OP
9756 MP

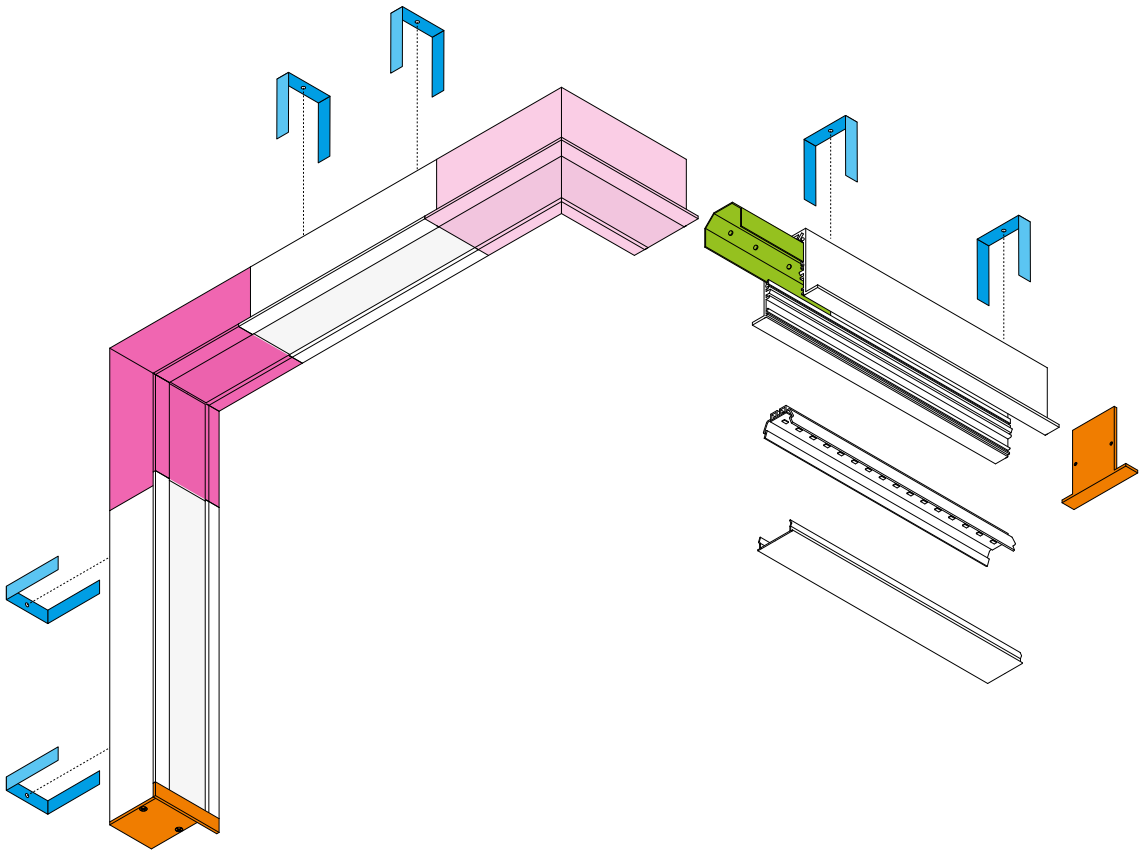

ACCESSORI SISTEMA / SYSTEM ACCESSORIES

Kit testate di chiusura (set 2pz) costituito da 2 testine in alluminio pressofuso./
End caps kit (2pcs set) consisting of 2 die-cast aluminum heads.

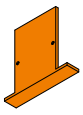

D	L	H	Kg	COD
89	3	101	0.07	KTVFL-1XA0

Kit per la giunzione di 2 elementi costituito da una piastra in acciaio zincato e 4 viti. /
Kit for joining 2 elements consisting of a galvanized steel plate and 4 screws.

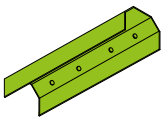

Kg	COD
0.1	STLVCL

ACCESSORI SISTEMA / SYSTEM ACCESSORIES

Giunto angolare luminoso piano 90° /
90° flat lighting corner joint

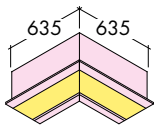

COMPORRE CODICE/ DIAL THE PRODUCT CODE

	K	W	lm/IN	lm/OUT 9731	lm/OUT 9756	EL. COD	ART. 9731	ART. 9756	DALI COD	ART. 9731	ART. 9756
CRI ≥80	3000	15,6	2568	1468	1659	VFL90P3WWB	-OP	-MP	VFL90P3WWDDB	-OP	-MP
	4000	15,6	2708	1548	1749	VFL90P3NWB			VFL90P3NWDDB		
	3000	22,8	3508	2005	2266	VFL90P5WWB			VFL90P5WWDDB		
	4000	22,8	3696	2112	2387	VFL90P5NWB			VFL90P5NWDDB		
	3000	31,2	5136	2935	3318	VFL90P3PWWB			VFL90P3PWWDDB		
	4000	31,2	5416	3095	3498	VFL90P3PNWB			VFL90P3PNWDDB		
CRI ≥90	3000	15,6	2311	1321	1493	VFL90P903WWB	-OP	-MP	VFL90P903WWDDB	-OP	-MP
	4000	15,6	2437	1393	1574	VFL90P903NWB			VFL90P903NWDDB		
	3000	22,8	3157	1804	2039	VFL90P905WWB			VFL90P905WWDDB		
	4000	22,8	3326	1901	2149	VFL90P905NWB			VFL90P905NWDDB		
	3000	31,2	4622	2642	2986	VFL90P903PWWB			VFL90P903PWWDDB		
	4000	31,2	4874	2786	3149	VFL90P903PNWB			VFL90P903PNWDDB		

Kg	m³
4.2	0.38

Giunto angolare luminoso diedro 90° /
90° dihedral lighting corner joint

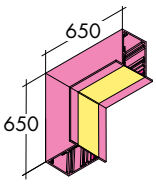

COMPORRE CODICE/ DIAL THE PRODUCT CODE

	K	W	lm/IN	lm/OUT 9731	lm/OUT 9756	EL. COD	ART. 9731	ART. 9756	DALI COD	ART. 9731	ART. 9756
CRI ≥80	3000	15,6	2568	1468	1659	VFL90I3WWB	-OP	-MP	VFL90I3WWDDB	-OP	-MP
	4000	15,6	2708	1548	1749	VFL90I3NWB			VFL90I3NWDDB		
	3000	22,8	3508	2005	2266	VFL90I5WWB			VFL90I5WWDDB		
	4000	22,8	3696	2112	2387	VFL90I5NWB			VFL90I5NWDDB		
	3000	31,2	5136	2935	3318	VFL90I3PWWB			VFL90I3PWWDDB		
	4000	31,2	5416	3095	3498	VFL90I3PNWB			VFL90I3PNWDDB		
CRI ≥90	3000	15,6	2311	1321	1493	VFL90I903WWB	-OP	-MP	VFL90I903WWDDB	-OP	-MP
	4000	15,6	2437	1393	1574	VFL90I903NWB			VFL90I903NWDDB		
	3000	22,8	3157	1804	2039	VFL90I905WWB			VFL90I905WWDDB		
	4000	22,8	3326	1901	2149	VFL90I905NWB			VFL90I905NWDDB		
	3000	31,2	4622	2642	2986	VFL90I903PWWB			VFL90I903PWWDDB		
	4000	31,2	4874	2786	3149	VFL90I903PNWB			VFL90I903PNWDDB		

Kg	m³
4.2	0.38

PIANTANA

APPLICAZIONE / APPLICATION

LOCALE PUBBLICO /
PUBLIC HALL

LOCALE RESIDENZIALE /
RESIDENTIAL HALL

UFFICIO /
OFFICE





PIANTANA

PIANTANA
8480 LENS



TIPI DI INSTALLAZIONE /
MOUNTINGS

A terra /
floor



CORPO / BODY	In estruso di alluminio, verniciato con polveri epossipoliestere SOLVENT FREE, termoindurenti a 180°C, con pretrattamento superficiale di fosfatazione.	in extruded aluminium, painted with SOLVENT-FREE, epoxy polyester powders, thermosetting at 180°C, after phosphate treatment.
EMISSIONE LUMINOSA / LIGHT EMISSION	Diretta-Indiretta Simmetrica 	Direct-Indirect Symmetric
DISPOSITIVO OTTICO / OPTICAL DEVICE	Diffusore superiore in policarbonato trasparente. Diffusore inferiore: Ottica lenticolare Darklight, a celle quadrate in policarbonato di colore nero lucido; Lente in PMMA trasparente (efficienza 87%).	Upper diffuser in transparent polycarbonate. Lower diffuser: Darklight lenticular optic, a square cells in glossy black polycarbonate; PMMA transparent lens (efficiency 87%).
CABLAGGIO / WIRING	Classe I Alimentazione 220~240 V Ac 50-60 Hz Cavo di alimentazione, lunghezza cm 200, dotato di spina.	Class I Feeding 220~240 V Ac 50-60 Hz Feeding cable equipped with plug, length cm 200.

DATI TECNICI /
TECHNICAL DATA

LAMP. K	mA	lm/IN	lm/OUT	W	L	D
3000	350	5320	3170	30,30	700	50
4000	350	5560	3313	30,30	700	50

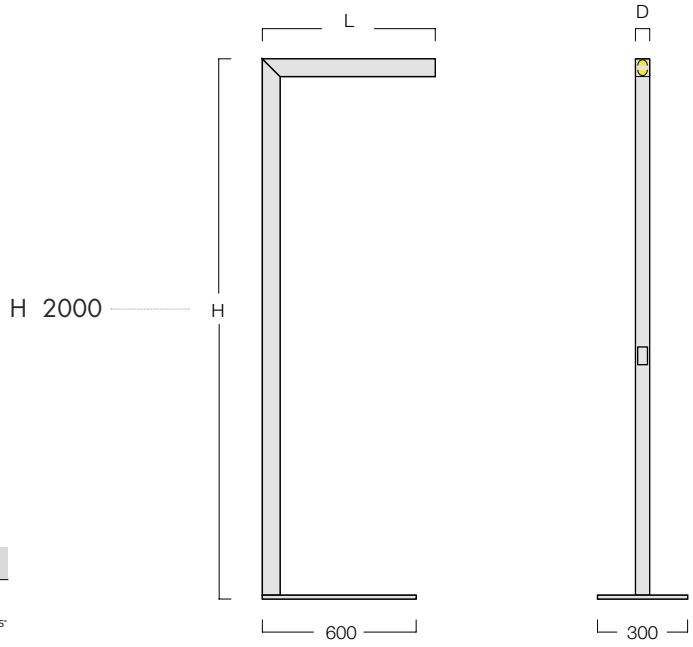

4000K | 2708 lm | 15.6W

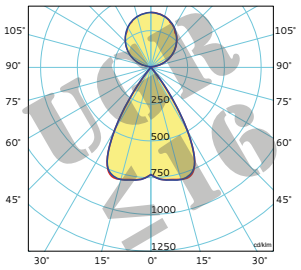

CRI 80 | A+ | CE | MAC ADAM 3 SDCM | 75k L80B10 | GR-0 | IP 20

SU RICHIESTA /
VERSIONS ON REQUEST

Alimentatore elettronico dimmerabile.
Alimentatore elettronico dimmerabile DALI.
Sensore di luminosità e di presenza.
Ra 90.

Dimmable electronic ballast.
DALI dimmable electronic ballast.
Daylight sensor and presence detector.
Ra 90.

NORMATIVE /
REGULATIONS

EN 60598-1
EN 60598-2-4
EN 62031
Sicurezza fotobiologica delle lampade e sistemi di lampade, EN 62471; IEC/TR 62778

Photobiological safety of lamps and lamp system EN 62471; IEC/TR 62778

Rischio esente – GR 0

Exempt risk – GR 0

Idoneo per l'utilizzo in ambienti con videoterminali secondo la norma EN 12464-1.

Suitable for environments with visual display units according to the norm EN 12464-1.

DIRETTIVE /
DIRECTIVES

2014/35/UE
2014/30/UE

LAMP. K	Kg	m³	EL. COD	DALI COD	EL. + EME COD
3000	15,00	0,010	848031WW0700E0B	848031WW0700DDB	848031WW0700EMB
4000	15,00	0,010	848031NW0700E0B	848031NW0700DDB	848031NW0700EMB

ZURIGO

APPLICAZIONE / APPLICATION

LOCALE PUBBLICO /
PUBLIC HALL

LOCALE RESIDENZIALE /
RESIDENTIAL HALL

UFFICIO /
OFFICE




ZURIGO

ZURIGO D-I
8470



TIPI DI INSTALLAZIONE /
MOUNTINGS

A terra /
floor



CORPO / BODY	In lamiera d'acciaio, verniciato con polveri epossipoliestere SOLVENT FREE di colore bianco semilucido, termoindurenti a 180°C, con pretrattamento superficiale di fosfatazione.	In sheet steel, painted with SOLVENT-FREE, semi-bright white, epoxy polyester powders, thermosetting at 180°C, after phosphate treatment.
EMISSIONE LUMINOSA / LIGHT EMISSION	Diretta-Indiretta Simmetrica 	Direct-Indirect Symmetric
DISPOSITIVO OTTICO / OPTICAL DEVICE	Diffusore superiore in policarbonato trasparente. Diffusore inferiore in metacrilato trasparente microprismatizzato.	Upper diffuser in transparent polycarbonate. Lower diffuser in microprismatic, transparent methacrylate.
CABLAGGIO / WIRING	Classe I Alimentazione 220~240 V Ac 50-60 Hz Cavo di alimentazione, lunghezza cm 200, dotato di spina.	Class I Feeding 220~240 V Ac 50-60 Hz Feeding cable equipped with plug, length cm 200.

DATI TECNICI /
TECHNICAL DATA

LAMP. K	mA	lm/IN	lm/OUT	W	L	D
3000	350	10272	8198	62,40	600	370
4000	350	10832	8645	62,40	600	370
3000	350	10272	8198	62,40	600	370
4000	350	10832	8645	62,40	600	370

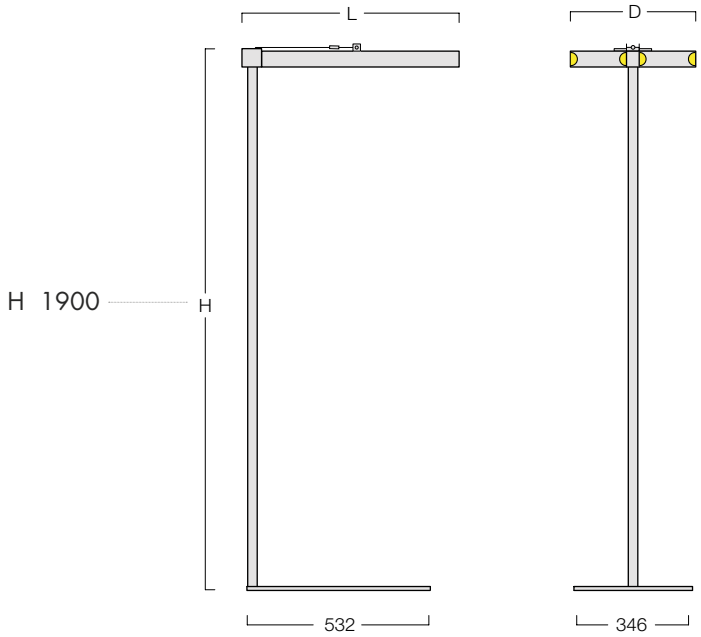

4000K | 10832 lm | 62.4W

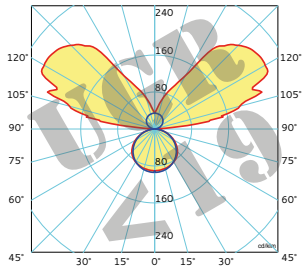

CRI 80 | A+ | CE | MAC ADAM 3 SDCM | 50k L80B10 | GR-0 | IP 20

SU RICHIESTA /
VERSIONS ON REQUEST

Alimentatore elettronico dimmerabile.
Alimentatore elettronico dimmerabile DALI.
Sensore di luminosità e di presenza.
Ra 90.

Dimmable electronic ballast.
DALI dimmable electronic ballast.
Daylight sensor and presence detector.
Ra 90.

NORMATIVE /
REGULATIONS

EN 60598-1
EN 60598-2-4
EN 62031
Sicurezza fotobiologica delle lampade e sistemi di lampade, EN 62471; IEC/TR 62778

Rischio esente – GR 0

Idoneo per l'utilizzo in ambienti con videoterminali secondo la norma EN 12464-1.

Photobiological safety of lamps and lamp system EN 62471; IEC/TR 62778

Exempt risk – GR 0

Suitable for environments with visual display units according to the norm EN 12464-1.

DIRETTIVE /
DIRECTIVES

2014/35/UE
2014/30/UE

LAMP. K	Kg	m³	EL. COD	DALI COD
3000	17,00	0,050	8470WW68B	8470WW68BDD
4000	17,00	0,050	8470NW68B	8470NW68BDD
3000	17,00	0,050	8470WW68BS	8470WW68BDDS
4000	17,00	0,050	8470NW68BS	8470NW68BDDS

VECTOR WALL

APPLICAZIONE / APPLICATION

CORRIDOIO PUBBLICO /
PUBLIC CORRIDOR

LOCALE PUBBLICO /
PUBLIC HALL

LOCALE RESIDENZIALE /
RESIDENTIAL HALL

UFFICIO /
OFFICE





VECTOR WALL

VECTOR WALL D-I

8525



4000K | 5416 lm | 31.2W

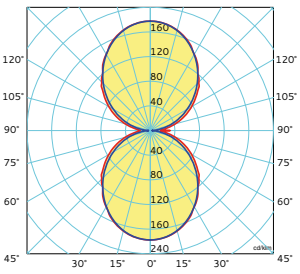

TIPI DI INSTALLAZIONE /
MOUNTINGS

A parete /
Wall luminaire



CORPO / BODY	In estruso di alluminio, verniciato con polveri epossipoliestere SOLVENT-FREE di colore bianco o nero, termoindurenti a 180°C, con pretrattamento superficiale di fosfatazione.	In extruded aluminum, painted with SOLVENT-FREE white or black, epoxy polyester powders, thermosetting at 180 ° C, after phosphating treatment.
EMISSIONE LUMINOSA / LIGHT EMISSION	Diretta-Indiretta Simmetrica 	Direct-Indirect Symmetric
DISPOSITIVO OTTICO / OPTICAL DEVICE	Diffusore in policarbonato opale.	Diffuser in opal polycarbonate.
CABLAGGIO / WIRING	Classe I Alimentazione 220~240 V Ac 50-60 Hz	Class I Feeding 220~240 V Ac 50-60 Hz

DATI TECNICI /
TECHNICAL DATA

LAMP. K	mA	lm/IN	lm/OUT	W	L	D	F	F'
3000	350	2568	1468	15,60	585	62	C	360
4000	350	2708	1548	15,60	585	62	C	360
3000	350	3852	2202	23,40	865	62	C	640
4000	350	4062	2322	23,40	865	62	C	640
3000	350	5136	2935	31,20	1145	62	C	920
4000	350	5416	3095	31,20	1145	62	C	920

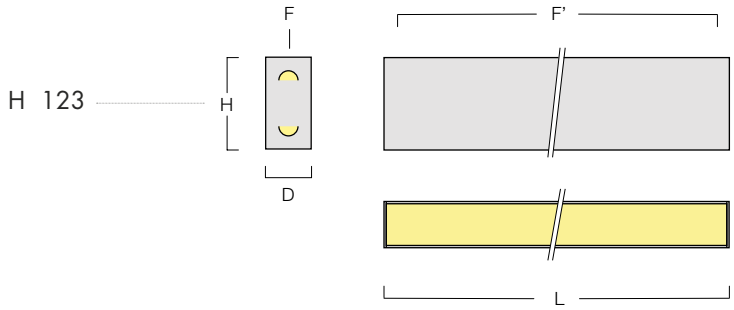

SU RICHIESTA /
VERSIONS ON REQUEST
(ove possibile)
(if possible)

Alimentatore elettronico dimmerabile.
Alimentatore elettronico dimmerabile DALI.
Ra 90.

Dimmable electronic ballast.
DALI Dimmable electronic ballast.
Ra 90.

NORMATIVE /
REGULATIONS

EN 60598-1
EN 60598-2-1
EN 62031
Sicurezza fotobiologica delle lampade e sistemi di lampade, EN 62471; IEC/TR 62778.

Rischio esente – GR 0

Photobiological safety of lamps and lamp system
EN 62471; IEC/TR 62778.

Exempt risk – GR 0

DIRETTIVE /
DIRECTIVES

2014/35/UE
2014/30/UE

LAMP. K	Kg	m³	EL. COD	DALI COD	EL. + EME COD
3000	4,00	0,005	85253WW0585E0B	85253WW0585DDB	-
4000	4,00	0,005	85253NW0585E0B	85253NW0585DDB	-
3000	6,00	0,008	85253WW0865E0B	85253WW0865DDB	-
4000	6,00	0,008	85253NW0865E0B	85253NW0865DDB	-
3000	10,00	0,014	85253WW1145E0B	85253WW1145DDB	-
4000	10,00	0,014	85253NW1145E0B	85253NW1145DDB	-

VAGO

APPLICAZIONE / APPLICATION

CORRIDOIO PUBBLICO /
PUBLIC CORRIDOR

LOCALE PUBBLICO /
PUBLIC HALL

LOCALE RESIDENZIALE /
RESIDENTIAL HALL

UFFICIO /
OFFICE





VAGO

VAGO D-I

8521

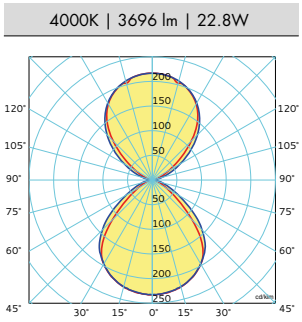

TIPI DI INSTALLAZIONE /
MOUNTINGS

A parete /
Wall luminaire

CORPO / BODY	In lamiera d'acciaio, verniciato con polveri epossipoliestere SOLVENT FREE termoindurenti a 180°C, con pretrattamento superficiale di fosfatazione.	In sheet steel, painted with SOLVENT-FREE, thermosetting at 180°C, after phosphate treatment.
EMISSIONE LUMINOSA / LIGHT EMISSION	Diretta-Indiretta Simmetrica	Direct-Indirect Symmetric
DISPOSITIVO OTTICO / OPTICAL DEVICE	Diffusore inferiore in metacrilato satinato. Diffusore superiore in metacrilato satinato.	Lower diffuser in satin methacrylate. Upper diffuser in satin methacrylate.
CABLAGGIO / WIRING	Classe I Alimentazione 220~240 V Ac 50-60 Hz	Class I Feeding 220~240 V Ac 50-60 Hz

DATI TECNICI /
TECHNICAL DATA

LAMP. K	mA	lm/IN	lm/OUT	W	L	F	F'
3000	500	3508	1276	22,80	617	C	386
4000	500	3696	1344	22,80	617	C	386
3000	350	5136	1868	31,20	617	C	386
4000	350	5416	1970	31,20	617	C	386

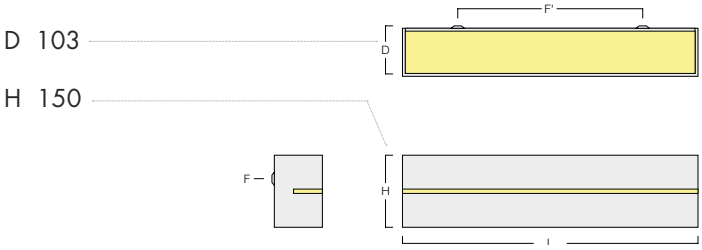

CRI 80 | A+ | CE | MAC ADAM 3 SDCM | 50k L80B10 | GR-0 | IP 40

SU RICHIESTA / VERSIONS ON REQUEST (ove possibile) (if possible)	Alimentatore elettronico dimmerabile. Alimentatore elettronico dimmerabile DALI. Complesso di emergenza 1h. Ra 90.	Dimmable electronic ballast. DALI Dimmable electronic ballast. Emergency unit 1h. Ra 90.
NORMATIVE / REGULATIONS	EN 60598-1 EN 60598-2-1 EN 62031 Sicurezza fotobiologica delle lampade e sistemi di lampade, EN 62471; IEC/TR 62778. Rischio esente – GR 0	 Photobiological safety of lamps and lamp system EN 62471; IEC/TR 62778. Exempt risk – GR 0
DIRETTIVE / DIRECTIVES	2014/35/UE 2014/30/UE	

LAMP. K	Kg	m³	EL. COD	DALI COD	EL. + EME COD
3000	4,00	0,011	8521WW25B	8521WW25DDB	-
4000	4,00	0,011	8521NW25B	8521NW25DDB	-
3000	4,00	0,011	8521WW32B	8521WW32DDB	-
4000	4,00	0,011	8521NW32B	8521NW32DDB	-

ACUSTICA / ACUSTIC

APPLICAZIONE / APPLICATION

AREA COMMERCIALE /
COMMERCIAL AREA

LOCALE PUBBLICO /
PUBLIC HALL

LOCALE RESIDENZIALE /
RESIDENTIAL HALL

NEGOZIO /
SHOP

GRANDI AREE COMMERCIALI /
LARGE COMMERCIAL AREAS

UFFICIO /
OFFICE





ACUSTICA

ACUSTICA

TESSUTO / FABRIC

RIVESTIMENTO / LINING	100% poliestere tessuto riciclabile	100% polyester recyclable fabric
RESISTENZA AL FUOCO / FIRE RESISTANT	Classe 1	Class I
CERTIFICAZIONI / FIRE RESISTANT	Testato per sostanze nocive Oeko-Tex Standard 100	Tested for harmful substances Oeko-Tex Standard 100
NORMATIVE / REGULATION	UNI EN ISO 12947:2000 - 60.000 cicli ± 20% UNI EN ISO 105 B02 6 ±1 (Xenotest)	

COLORI / COLORS


COD. 2503


COD. 1053


COD. 2999


COD. 2505


COD. 1999


COD. 1556


COD. 2113


COD. 1495


COD. 1620


COD. 1109


COD. 2216


COD. 1494


COD. 1558


COD. 1216


COD. 1418


COD. 1316


COD. 1260


COD. 1317


COD. 1433


COD. 1156


COD. 1066


COD. 1118


COD. 1568


COD. 1569



ACUSTICA
9760 ISICHì



OPALE

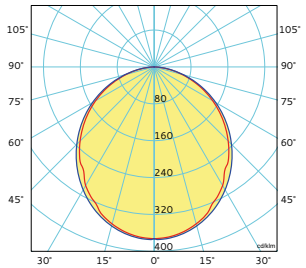

TIPI DI INSTALLAZIONE /
MOUNTINGS

Sospensione /
Suspended fitting

Plafone /
Surface mounted fitting



CORPO / BODY	Corpo in estruso di alluminio. Piastra portacablaggio asportabile in alluminio estruso. Testata in plastica stampata a iniezione. Telaio in estruso di alluminio.	Body in extruded aluminum. Removable gear tray in extruded aluminum. Injection molded plastic end-cup. Frame in extruded aluminum.
EMISSIONE LUMINOSA / LIGHT EMISSION	Diretta Simmetrica 	Direct Symmetric
DISPOSITIVO OTTICO / OPTICAL DEVICE	Diffusore in policarbonato opale.	Opal polycarbonate diffuser.
CABLAGGIO / WIRING	Classe I Alimentazione 220~240 V Ac 50-60 Hz	Class I Feeding 220~240 V Ac 50-60 Hz
SU RICHIESTA / VERSIONS ON REQUEST (ove possibile) (if possible)	Alimentatore elettronico dimmerabile. Alimentatore elettronico dimmerabile DALI. Ra 90. Diffusore in policarbonato microprismatizzato. H misure speciali.	dimmable electronic ballast. DALI dimmable electronic ballast. Ra 90. Microprismatic polycarbonate diffuser. H special measures.
ACCESSORI / ACCESSORIES	Accessori per l'installazione inclusi.	Installation accessories included.

DATI TECNICI /
TECHNICAL DATA

LAMP. K	mA	lm/IN	lm/OUT	W	L	H	T	T'	Kg	m³
3000	350	2568	1322	15,60	1135	569	C	810	10.7	0.050
4000	350	2708	1394	15,60	1135	569	C	810	10.7	0.050
3000	350	3210	1653	19,50	1415	569	C	1090	13.4	0.060
4000	350	3385	1743	19,50	1415	569	C	1090	13.4	0.060
3000	350	3852	1984	23,40	1695	569	C	1370	16.0	0.071
4000	350	4062	2092	23,40	1695	569	C	1370	16.0	0.071

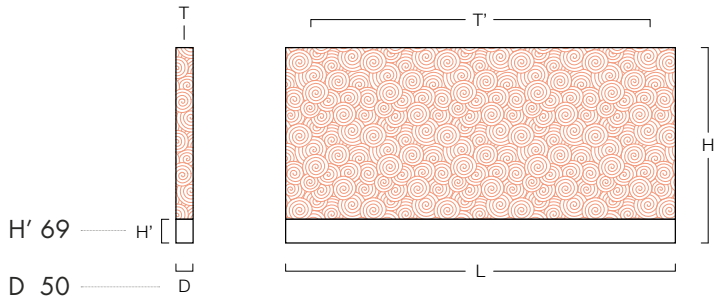

NORMATIVE / REGULATION	EN 60598-1 EN 60598-2-1 EN 62031 Sicurezza fotobiologica delle lampade e sistemi di lampade, EN 62471; IEC/TR 62778 Rischio esente – GR 0	 Photobiological safety of lamps and lamp system EN 62471; IEC/TR 62778 Exempt risk – GR 0
DIRETTIVE / DIRECTIVES	2014/35/UE 2014/30/UE	
MATERIALE FONOASSORBENTE / SOUND ABSORBING MATERIAL	spessore 42 mm	42 mm thick
RIVESTIMENTO / LINING	tessile bifacciale in poliestere	double-sided polyester textile
COEFFICIENTE ASSORBIMENTO ACUSTICO / SOUND ABSORPTION COEFFICIENT	α_w 0.85	
CLASSE DI REAZIONE AL FUOCO / FIRE REACTION CLASS	B-s1, d0	

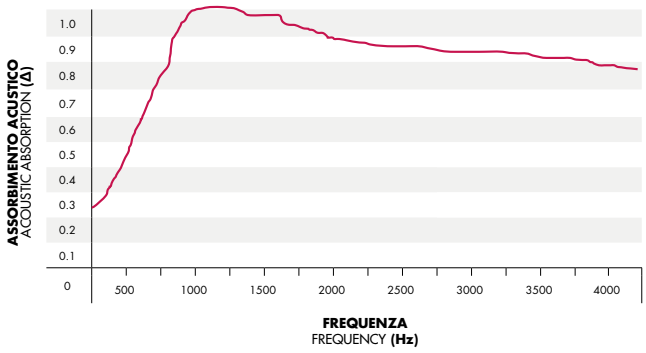

COMPORRE IL CODICE PRODOTTO IN BASE ALLE VOSTRE ESIGENZE, SEGUENDO L'ORDINE INDICATO NELLA TABELLA /
DIAL THE PRODUCT CODE ACCORDING TO YOUR NEEDS, FOLLOWING THE ORDER SHOWN IN THE TABLE

Art. 9760 - 350mA - 3000 K - 1135 mm - Elettronico - Bianco - Colore Tessuto (p. 140)
ESEMPIO CODICE / CODE EXAMPLE= **97603WW1135E0B2216**

ART.	ALIMENTAZIONE/FEEDING mA	LAMP. K	L (mm)	CABLAGGIO/WIRING	COLORE/COLOR	TESSUTO/COLOR FABRIC
9760	**3:** 350mA	**WW:** 3000	**1135**	**E0:** Elettronico	**B:** Bianco / White	p. 140
	SU RICHIESTA: 500mA	**NW:** 4000	**1415**	**D:** Dimmerabile	**N:** Nero / Black	-
			1695	**DD:** Dimmerabile DALI	**G:** Grigio / Grey	-
				M: Elettr + Emergenza (S.R.)	-	-
				DM: Dimmer + Eme (S.R.)	-	-
				DDM: Dimmer DALI + Eme (S.R.)	-	-

ACUSTICA
9780 ICHOS



4000K | 2080 lm | 12.5W

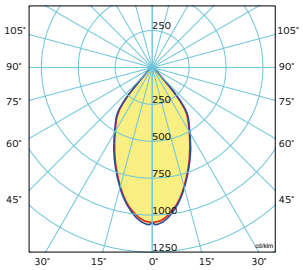

TIPI DI INSTALLAZIONE /
MOUNTINGS

Sospensione /
Suspended fitting

Plafone /
Surface mounted fitting



CORPO / BODY	Corpo in alluminio pressofuso. Riflettore (Cut-off) in lamiera d'acciaio, verniciato bianco. Schermo in vetro trasparente. Telaio in estruso di alluminio.	Die-cast aluminum body. Reflector (Cut-off) in steel sheet, painted white. Transparent glass screen. Frame in extruded aluminum.
EMISSIONE LUMINOSA / LIGHT EMISSION	Diretta Simmetrica 	Direct Symmetric
DISPOSITIVO OTTICO / OPTICAL DEVICE	Riflettore in alluminio anodizzato speculare.	Specular anodised aluminum reflector.
CABLAGGIO / WIRING	Classe I Alimentazione 220~240 V Ac 50-60 Hz	Class I Feeding 220~240 V Ac 50-60 Hz
SU RICHIESTA / VERSIONS ON REQUEST (ove possibile) (if possible)	Alimentatore elettronico dimmerabile PUSH. Alimentatore elettronico dimmerabile 1-10V. Alimentatore elettronico dimmerabile DALI. Ra 90.	Dimmable electronic ballast PUSH. Dimmable electronic ballast 1-10V. DALI dimmable electronic ballast. Ra 90.

DATI TECNICI /
TECHNICAL DATA

LAMP. K	mA	lm/IN	lm/OUT	W	Ø	H	Kg	m³
3000	350	1970	1458	12,50	600	50	2.6	0.020
4000	350	2080	1540	12,50	600	50	2.6	0.020
3000	350	1970	1458	12,50	800	50	5.3	0.035
4000	350	2080	1540	12,50	800	50	5.3	0.035
3000	350	1970	1458	12,50	1200	50	5.3	0.080
4000	350	2080	1540	12,50	1200	50	5.3	0.080

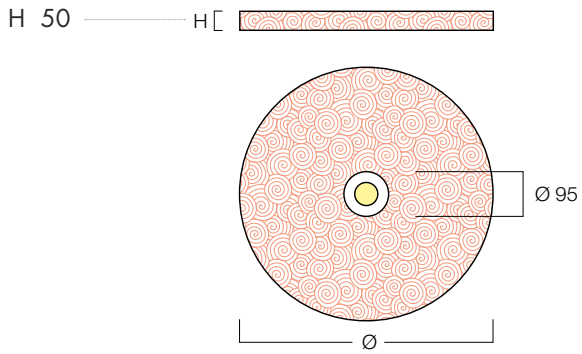

ACCESSORI / ACCESSORIES pag. 423	**4417SP1-3**	Kit per sospensione costituito da un dispositivo di regolazione micrometrica, x3 cavi d'acciaio Ø 1.2 mm L 2000 mm e un rosone in ottone cromato.	Suspension kit consisting of micrometric regulation device, x3 steel cable Ø 1.2 mm L 2000 mm and chromed brass cover.
	4406	Kit per alimentazione costituito da un cavo di alimentazione trasparente L 2000 mm e un rosone in plastica. Dotato di morsettiera, fermacavo e accessori per il fissaggio.	Feeding kit consisting of feeding cable, in transparent colour L 2000 mm and plastic cover. Equipped with connection block, cablegland and fixing accessories.
NORMATIVE / REGULATION		EN 60598-1 EN 60598-2-2 EN 62031 Sicurezza fotobiologica delle lampade e sistemi di lampade, EN 62471; IEC/TR 62778	Photobiological safety of lamps and lamp system EN 62471, IEC/TR 62471-2
DIRETTIVE / DIRECTIVES		2014/35/UE 2014/30/UE	
MATERIALE FONOASSORBENTE / SOUND ABSORBING MATERIAL		spessore 42 mm	42 mm thick
RIVESTIMENTO / LINING		tessile monofacciale in poliester	single-sided polyester textile
COEFFICIENTE ASSORBIMENTO ACUSTICO / SOUND ABSORPTION COEFFICIENT		α_w 0.85	
CLASSE DI REAZIONE AL FUOCO / FIRE REACTION CLASS		B-s1, d0	

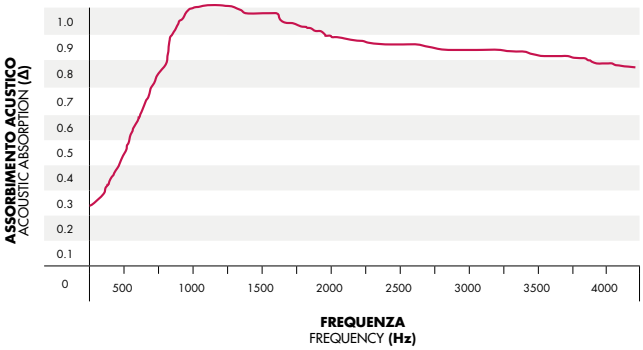

COMPORRE IL CODICE PRODOTTO IN BASE ALLE VOSTRE ESIGENZE, SEGUENDO L'ORDINE INDICATO NELLA TABELLA /
DIAL THE PRODUCT CODE ACCORDING TO YOUR NEEDS, FOLLOWING THE ORDER SHOWN IN THE TABLE

ART. 9780 - 350mA - 3000 K - 0600 mm - Elettronico - Bianco - Colore Tessuto (p. 140)
ESEMPIO CODICE / CODE EXAMPLE= **97803WW0600E0B2216**

ART.	ALIMENTAZIONE/FEEDING mA	LAMP. K	L (mm)	CABLAGGIO/WIRING	COLORE/COLOR	TESSUTO/COLOR FABRIC
9780	**3:** 350mA	**WW:** 3000	**0600**	**E0:** Elettronico	**B:** Bianco / White	p. 140
	SU RICHIESTA: 500mA	**NW:** 4000	**0800**	**D:** Dimmerabile	**N:** Nero / Black	-
			1200	**DD:** Dimmerabile DALI	**G:** Grigio / Grey	-
				M: Elettr + Emergenza (S.R.)	-	-
				DM: Dimmer + Eme (S.R.)	-	-
				DDM: Dimmer DALI + Eme (S.R.)	-	-

TUBOLUCE

APPLICAZIONE / APPLICATION

AREA DI STOCCAGGIO /
STORAGE AREA

AREA PRODUTTIVA /
PRODUCTION AREA

LABORATORIO /
LABORATORY

LOCALE PUBBLICO /
PUBLIC HALL

LOCALE RESIDENZIALE /
RESIDENTIAL HALL

NEGOZIO /
SHOP





TUBOLUCE



TUBOLUCE IP65

7512 OP

TIPI DI INSTALLAZIONE /
MOUNTINGS

Sospensione /
Suspended fitting

Plafone /
Surface mounted fitting



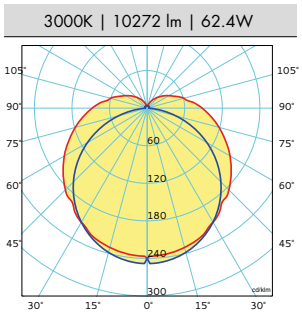

CORPO / BODY	In policarbonato antiurto, autoestinguente V2, opale, prodotto per estrusione.	In shockproof polycarbonate, self-extinguishing V2, opal, produced by extrusion.
EMISSIONE LUMINOSA / LIGHT EMISSION	Diretta Simmetrica 	Direct Symmetric
DISPOSITIVO OTTICO / OPTICAL DEVICE	Diffusore in policarbonato opale.	Diffuser in opal polycarbonate.
CABLAGGIO / WIRING	Classe I Alimentazione 220~240 V Ac 50-60 Hz Pressacavo PG9 Cavo di alimentazione, lunghezza cm 200, dotato di spina.	Class I Feeding 220~240 V Ac 50-60 Hz Equipped with PG9 cable glandFeeding cable equipped with plug, length cm 200.
SU RICHIESTA / VERSIONS ON REQUEST (ove possibile) (if possible)	Alimentatore elettronico dimmerabile 1-10V. Alimentatore elettronico dimmerabile DALI. Ra 90.	Dimmable electronic ballast 1-10V. DALI Dimmable electronic ballast. Ra 90.

DATI TECNICI /
TECHNICAL DATA

LAMP. K	mA	lm/IN	lm/OUT	W	L
3000	350	2568	2054	15,60	612
4000	350	2708	2166	15,60	612
3000	350	5136	4109	31,20	1212
4000	350	5416	4333	31,20	1212
3000	350	6420	5136	39,00	1512
4000	350	6770	5416	39,00	1512
3000	350	7704	6163	46,80	1752
4000	350	8124	6499	46,80	1752
3000	350	10272	8218	62,40	2322
4000	350	10832	8666	62,40	2322

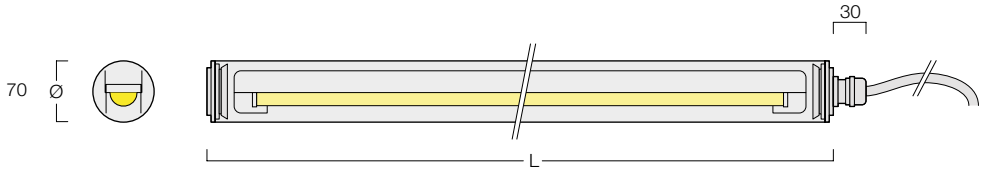

CRI 80 | A+ | CE | MAC ADAM 3 SDCM | 50k L80B10 | GR-0 | IP 65

ACCESSORI / ACCESSORIES pag. 423	**4417SP1-2**	Kit per sospensione costituito da un dispositivo di regolazione micrometrica, x2 cavi d'acciaio Ø 1.2 mm L 2000 mm e un rosone in ottone cromato.	Suspension kit consisting of micrometric regulation device, x2 steel cable Ø 1.2 mm L 2000 mm and chromed brass cover.
	4406	Kit per alimentazione costituito da un cavo di alimentazione trasparente L 2000 mm e un rosone in plastica. Dotato di morsettiera, fermacavo e accessori per il fissaggio.	Feeding kit consisting of feeding cable, in transparent colour L 2000 mm and plastic cover. Equipped with connection block, cablegland and fixing accessories.
	7516-70	Fascetta a molla in acciaio inox inclusa Ø70.	Spring clip in stainless steel included Ø70.
	7516-70ANTIV	Fascette a molla in acciaio inox Ø70, bloccate da viti antivandaliche (set 2pz).	Spring clip in stainless steel Ø70, blocked by vandal-proof screws (2pcs set).
	7517-70	Giunto per fila continua a chiusura stagna; chiusura tramite ghiera filettata Ø70.	Joint straight lines watertight; locked by means of a threaded ring Ø70.
	7517-70PG	Estremità composta da pressacavo PG9 e ghierafilettata in alluminio anodizzato con guarnizione ingomma siliconica a protezione stagna del corpoapparecchio. Chiusura tramite chiave a brugola.	End composed by PG9 cable gland and a threaded anodised aluminium ring, equipped with silicon rubber gasket, making the body watertight.Closure with an Allen key.
	KIT-LTL070	Kit per installazione verticale a parete.	Kit for vertical wall installation.
	KIT-LTL170	Kit per sospensione verticale. (Varianti disponibili su richiesta)	Vertical suspension kit. (Variants available on request)
NORMATIVE / REGULATIONS		EN 60598-1 EN 60598-2-1 EN 62031 Sicurezza fotobiologica delle lampade e sistemi di lampade, EN 62471; IEC/TR 62778.	Photobiological safety of lamps and lamp system EN 62471; IEC/TR 62778.
		Rischio esente – GR 0	Exempt risk – GR 0
DIRETTIVE / DIRECTIVES		2014/35/UE 2014/30/UE	

LAMP. K	Kg	m³	EL. COD	DALI COD	EL. + EME COD
3000	0,70	0,004	75123PWW0612E0OP	75123PWW0612DDOP	-
4000	0,70	0,004	75123PNW0612E0OP	75123PNW0612DDOP	-
3000	1,40	0,008	75123PWW1212E0OP	75123PWW1212DDOP	-
4000	1,40	0,008	75123PNW1212E0OP	75123PNW1212DDOP	-
3000	2,10	0,012	75123PWW1512E0OP	75123PWW1512DDOP	75123PWW1512EMOP
4000	2,10	0,012	75123PNW1512E0OP	75123PNW1512DDOP	75123PNW1512EMOP
3000	2,80	0,016	75123PWW1752E0OP	75123PWW1752DDOP	75123PWW1752EMOP
4000	2,80	0,016	75123PNW1752E0OP	75123PNW1752DDOP	75123PNW1752EMOP
3000	2,80	0,020	75123PWW2322E0OP	75123PWW2322DDOP	75123PWW2322EMOP
4000	2,80	0,020	75123PNW2322E0OP	75123PNW2322DDOP	75123PNW2322EMOP



TUBOLUCE IP65

7512

TIPI DI INSTALLAZIONE /
MOUNTINGS

Sospensione /
Suspended fitting

Plafone /
Surface mounted fitting



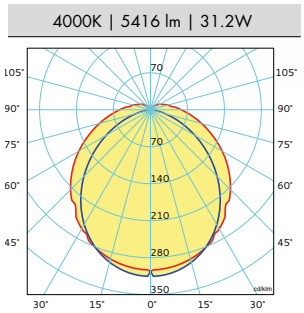

CORPO / BODY	In policarbonato antiurto, autoestinguente V2, trasparente, prodotto per estrusione.	Made of shockproof, self-extinguishing, transparent extruded polycarbonate.
EMISSIONE LUMINOSA / LIGHT EMISSION	Diretta Simmetrica 	Direct Symmetric
DISPOSITIVO OTTICO / OPTICAL DEVICE	Diffusore in policarbonato trasparente.	Diffuser in transparent polycarbonate.
CABLAGGIO / WIRING	Classe I Alimentazione 220~240 V Ac 50-60 Hz Pressacavo PG9 Cavo di alimentazione, lunghezza cm 200, dotato di spina.	Class I Feeding 220~240 V Ac 50-60 Hz Equipped with PG9 cable glandFeeding cable equipped with plug, length cm 200.
SU RICHIESTA / VERSIONS ON REQUEST (ove possibile) (if possible)	Alimentatore elettronico dimmerabile 1-10V. Alimentatore elettronico dimmerabile DALI. Ra 90.	Dimmable electronic ballast 1-10V. DALI Dimmable electronic ballast. Ra 90.

DATI TECNICI /
TECHNICAL DATA

LAMP. K	mA	lm/IN	lm/OUT	W	L
3000	350	2568	2029	15,60	612
4000	350	2708	2139	15,60	612
3000	350	5136	4058	31,20	1212
4000	350	5416	4279	31,20	1212
3000	350	6420	5072	39,00	1512
4000	350	6770	5348	39,00	1512
3000	350	7704	6086	46,80	1752
4000	350	8124	6418	46,80	1752
3000	350	10272	8115	62,40	2322
4000	350	10832	8557	62,40	2322

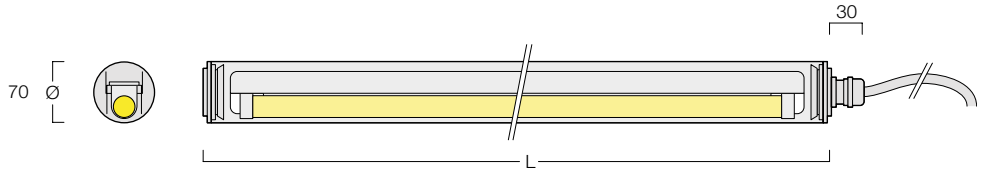

CRI 80 | A+ | CE | MAC ADAM 3 SDCM | 50k L80B10 | GR-0 | IP 65

ACCESSORI / ACCESSORIES pag. 423	**4417SP1-2**	Kit per sospensione costituito da un dispositivo di regolazione micrometrica, x2 cavi d'acciaio Ø 1.2 mm L 2000 mm e un rosone in ottone cromato.	Suspension kit consisting of micrometric regulation device, x2 steel cable Ø 1.2 mm L 2000 mm and chromed brass cover.
	4406	Kit per alimentazione costituito da un cavo di alimentazione trasparente L 2000 mm e un rosone in plastica. Dotato di morsettiera, fermacavo e accessori per il fissaggio.	Feeding kit consisting of feeding cable, in transparent colour L 2000 mm and plastic cover. Equipped with connection block, cablegland and fixing accessories.
	7516-70	Fascetta a molla in acciaio inox inclusa Ø70.	Spring clip in stainless steel included Ø70.
	7516-70ANTIV	Fascette a molla in acciaio inox Ø70, bloccate da viti antivandaliche (set 2pz).	Spring clip in stainless steel Ø70, blocked by vandal-proof screws (2pcs set).
	7517-70	Giunto per fila continua a chiusura stagna; chiusura tramite ghiera filettata Ø70.	Joint straight lines watertight; locked by means of a threaded ring Ø70.
	7517-70PG	Estremità composta da pressacavo PG9 e ghierafilettata in alluminio anodizzato con guarnizione ingomma siliconica a protezione stagna del corpoapparecchio. Chiusura tramite chiave a brugola.	End composed by PG9 cable gland and a threaded anodised aluminium ring, equipped with silicon rubber gasket, making the body watertight.Closure with an Allen key.
	KIT-LTL070	Kit per installazione verticale a parete.	Kit for vertical wall installation.
	KIT-LTL170	Kit per sospensione verticale. (Varianti disponibili su richiesta)	Vertical suspension kit. (Variants available on request)
NORMATIVE / REGULATIONS		EN 60598-1 EN 60598-2-1 EN 62031 Sicurezza fotobiologica delle lampade e sistemi di lampade, EN 62471; IEC/TR 62778.	Photobiological safety of lamps and lamp system EN 62471; IEC/TR 62778.
		Rischio esente – GR 0	Exempt risk – GR 0
DIRETTIVE / DIRECTIVES		2014/35/UE 2014/30/UE	

LAMP. K	Kg	m³	EL. COD	DALI COD	EL. + EME COD
3000	0,70	0,004	75123PWW0612E0TR	75123PWW0612DDTR	-
4000	0,70	0,004	75123PNW0612E0TR	75123PNW0612DDTR	-
3000	1,40	0,008	75123PWW1212E0TR	75123PWW1212DDTR	-
4000	1,40	0,008	75123PNW1212E0TR	75123PNW1212DDTR	-
3000	2,10	0,012	75123PWW1512E0TR	75123PWW1512DDTR	75123PWW1512EMTR
4000	2,10	0,012	75123PNW1512E0TR	75123PNW1512DDTR	75123PNW1512EMTR
3000	2,80	0,016	75123PWW1752E0TR	75123PWW1752DDTR	75123PWW1752EMTR
4000	2,80	0,016	75123PNW1752E0TR	75123PNW1752DDTR	75123PNW1752EMTR
3000	2,80	0,020	75123PWW2322E0TR	75123PWW2322DDTR	75123PWW2322EMTR
4000	2,80	0,020	75123PNW2322E0TR	75123PNW2322DDTR	75123PNW2322EMTR



TUBOLUCE IP65

8518 50 LED OP

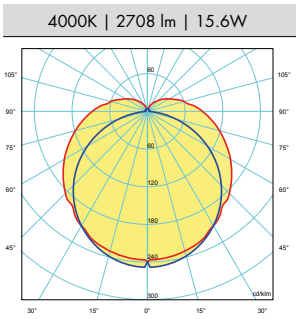

TIPI DI INSTALLAZIONE /
MOUNTINGS

Sospensione /
Suspended fitting

Plafone /
Surface mounted fitting



CORPO / BODY	In policarbonato antiurto, autoestinguente V2, trasparente. PCB in lamiera d'acciaio, su cui sono montati i componenti di cablaggio, verniciata con polveri epossipoliestere SOLVENT FREE di colore bianco semilucido, termoindurenti a 180°C, con pretrattamento superficiale di fosfatazione. Estremità composte da ghiera filettata in alluminio anodizzato con guarnizione in gomma siliconica a protezione stagna del corpo apparecchio.	Made of shockproof, self-extinguishing, transparent. "PCB in sheet steel, on which the wiring components are mounted, painted with SOLVENT-FREE epoxy-polyester powder, semi-glossy white, thermosetting at 180 ° C, with surface pretreatment of phosphating. Ends composed of anodized aluminum threaded ring nut with silicon rubber gasket for watertight protection of the appliance body."
EMISSIONE LUMINOSA / LIGHT EMISSION	Diretta Simmetrica 	Direct Symmetric
DISPOSITIVO OTTICO / OPTICAL DEVICE	Diffusore in policarbonato opale.	Diffuser in opal polycarbonate.
CABLAGGIO / WIRING	Classe I Alimentazione 220~240 V Ac 50-60 Hz Pressacavo PG9 Cavo di alimentazione dotato di spina.	Class I Feeding 220~240 V Ac 50-60 Hz Equipped with PG9 cable glandFeeding cable equipped with plug.
SU RICHIESTA / VERSIONS ON REQUEST (ove possibile) (if possible)	Alimentatore elettronico dimmerabile 1-10V. Alimentatore elettronico dimmerabile DALI. Ra 90.	Dimmable electronic ballast 1-10V. DALI Dimmable electronic ballast. Ra 90.

DATI TECNICI /
TECHNICAL DATA

LAMP. K	mA	lm/IN	lm/OIUT	W	L
3000	350	1284	1027	7,80	665
4000	350	1354	1083	7,80	665
3000	350	2568	2054	15,60	1225
4000	350	2708	2166	15,60	1225
3000	350	3210	2568	19,50	1505
4000	350	3385	2708	19,50	1505
3000	350	3852	3082	23,40	1785
4000	350	4062	3250	23,40	1785
3000	350	5136	4109	31,20	2345
4000	350	5416	4333	31,20	2345

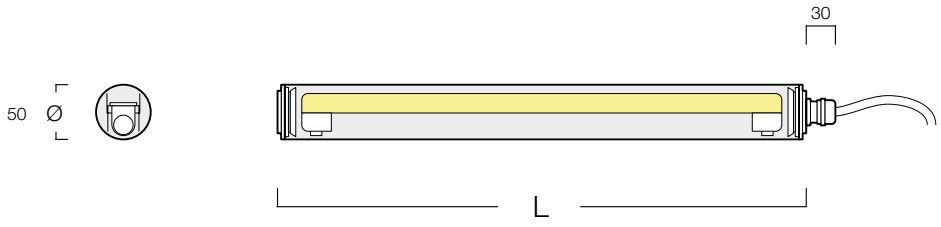

CRI ≥80 | A+ | CE | MAC ADAM 3 SDCM | 50k L80B10 | IP 65

ACCESSORI / ACCESSORIES
pag. 423

4417SP1-2	Kit per sospensione costituito da un dispositivo di regolazione micrometrica, x2 cavi d'acciaio Ø 1.2 mm L 2000 mm e un rosone in ottone cromato.	Feeding kit consisting of feeding cable, in transparent colour L 2000 mm and plastic cover. Equipped with connection block, cablegland and fixing accessories.
4406	Kit per alimentazione costituito da un cavo di alimentazione trasparente L 2000 mm e un rosone in plastica. Dotato di morsettiera, fermacavo e accessori per il fissaggio.	Feeding kit consisting of feeding cable, in transparent colour L 2000 mm and plastic cover. Equipped with connection block, cablegland and fixing accessories.
7516-50	Fascetta a molla in acciaio inox inclusa Ø50.	Spring clip in stainless steel included Ø50.
7516-50ANTV	Fascetta bloccata con viti antivandaliche (set 2pz) Ø50.	Strap clamped with vandal-proof screws (2pcs set) Ø50.
7517-50	Giunto per fila continua a chiusura stagna; chiusura tramite ghiera filettata Ø50.	Joint straight lines watertight; locked by means of a threaded ring Ø50.
7517-50PG	Estremità a chiusura stagna composta da pressacavo PG9 e ghiera filettata in alluminio Ø50.	Watertight end composed of PG9 cable gland and aluminum threaded ring nut Ø50.
KIT-LTL070	Kit per installazione verticale a parete.	Kit for vertical wall installation.
KIT-LTL170	Kit per sospensione verticale. (Varianti disponibili su richiesta)	Vertical suspension kit. (Variants available on request)

NORMATIVE / REGULATIONS

EN 60598-1
EN 60598-2-1
EN 62031
Sicurezza fotobiologica delle lampade e sistemi di lampade, EN 62471; IEC/TR 62778.

Photobiological safety of lamps and lamp system EN 62471; IEC/TR 62778.

DIRETTIVE / DIRECTIVES

2014/35/UE
2014/30/UE

LAMP. K	Kg	m³	EL. COD	DALI COD	EL. + EME COD
3000	0,80	0,002	85183WW0665E0OP	85183WW0665DDOP	-
4000	0,80	0,002	85183NW0665E0OP	85183NW0665DDOP	-
3000	1,50	0,004	85183WW1225E0OP	85183WW1225DDOP	-
4000	1,50	0,004	85183NW1225E0OP	85183NW1225DDOP	-
3000	1,70	0,006	85183WW1505E0OP	85183WW1505DDOP	85183WW1505EMOP
4000	1,70	0,006	85183NW1505E0OP	85183NW1505DDOP	85183NW1505EMOP
3000	2,00	0,006	85183WW1785E0OP	85183WW1785DDOP	85183WW1785EMOP
4000	2,00	0,006	85183NW1785E0OP	85183NW1785DDOP	85183NW1785EMOP
3000	2,50	0,008	85183WW2345E0OP	85183WW2345DDOP	85183WW2345EMOP
4000	2,50	0,008	85183NW2345E0OP	85183NW2345DDOP	85183NW2345EMOP



METALMEK

INDICE / INDEX

FARETTI DA BINARIO /
SPOTLIGHTS

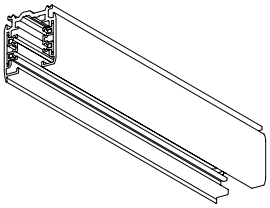

BINARIO ELETTRIFICATO
GLOBAL TRACK PRO 158

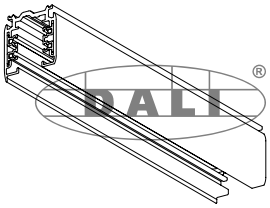

BINARIO DALI
GLOBAL TRACK DALI 162



POMPEI
GA-016 CASA 168



PISA
GA-017 BING 172



POSITANO
GA-016 CAFETERIA 176



POTENZA
REFORM CYLINDER 180



KAPPA
7555 184



POMPEI
GA-016 CASA 188



PISA
GA-017 BING 190



POSITANO
GA-016 CAFETERIA 192



POTENZA
REFORM CYLINDER 194



FL
MINI LEAN-1B 196



FL
LEAN-2B 198



BINARIO ELETTRIFICATO

GLOBAL TRACK PRO

IP 20

L1 / L2 / L3 / neutro / terra 16A / 400V

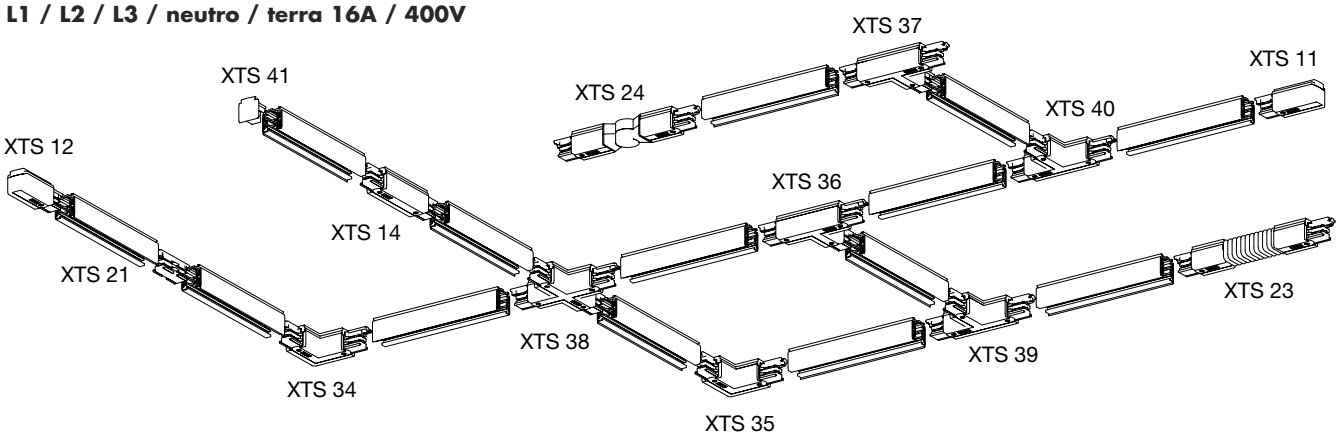

CORPO /
BODY

In estruso di alluminio.

In extruded aluminium.

CABLAGGIO /
WIRING

Classe I
Alimentazione 240~400V / 16A / 50 Hz

Doppio inserto in PVC isolante
tra i conduttori
Trifase (3P + N + PE)

Class I
Feeding 240~400V / 16A / 50 Hz

Double insulating PVC insert
between the conductors
Three phase (3P + N + PE)

INSTALLAZIONE /
MOUNTINGS

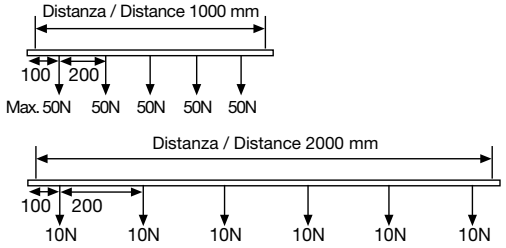

La distanza di fissaggio raccomandata
è di 1000 mm.

NOTA: Un adattatore può sospendere
un carico non superiore a 10 kg,
la forza di trazione 100N (1kg = 9,81N)
e la coppia massima 2,5Nm.
(COD. GA 69 - 5 kg / 50N).

The recommended fastening distance is
1000 mm.

NOTE: a load not heavier than 10 kg may
hang on a power takeoff adapter, the pull
strength being 100N (1kg = 9,81N) and
the maximum torque 2,5Nm.
(COD. GA 69 - 5 kg / 50N).

LUNGHEZZA DEL BINARIO /
TRACK LENGHTS

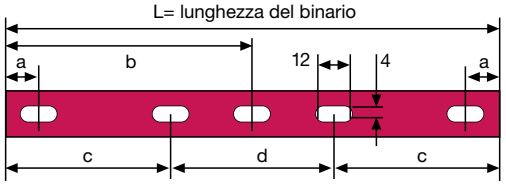

L / mm	a / mm	b / mm	c / mm	d / mm
1000	250	–	–	–
2000	250	1000	–	–
3000	250	–	1000	1000
4000	250	–	1500	1000

ACCESSORI /
ACCESSORIES

pag. 423

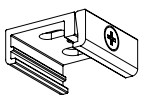

SKB 12

Accessorio per montaggio binario a plafone /
Accessory for ceiling mounting rail

COLORE / COLOUR	**COD**
Grigio / Grey	SKB12-1
Nero / Black	SKB12-2
Bianco / White	SKB12-3

COLORI DISPONIBILI / AVAILABLE COLOURS

1) Grigio (RAL 7040)
2) Nero (RAL 9005)
3) Bianco (RAL 9010)

1) Grey (RAL 7040)
2) Black (RAL 9005)
3) White (RAL 9010)

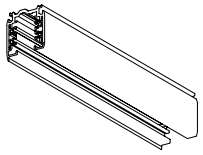

Binario / Track
XTS (4100 - 4400)

XTS

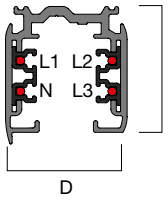

H 32,5 mm

31,5 mm

L	COLORE / COLOUR	COD
1000	Grigio / Grey	XTS4100–1
1000	Nero / Black	XTS4100–2
1000	Bianco / White	XTS4100–3
2000	Grigio / Grey	XTS4200–1
2000	Nero / Black	XTS4200–2
2000	Bianco / White	XTS4200–3
3000	Grigio / Grey	XTS4300–1
3000	Nero / Black	XTS4300–2
3000	Bianco / White	XTS4300–3
4000	Grigio / Grey	XTS4400–1
4000	Nero / Black	XTS4400–2
4000	Bianco / White	XTS4400–3

DISPONIBILE SU RICHIESTA BINARIO INCASSO NEI COLORI GRIGIO, NERO, BIANCO CON RELATIVI COMPONENTI / AVAILABLE ON REQUEST RECESSED TRACK IN GRAY, BLACK, WHITE WITH RELATED COMPONENTS

Utilizzo dei gunti L e T / Use of L and T joints
La linea rossa indica la polarità / Red line indicates polarity ridge

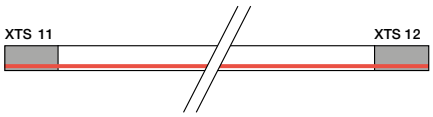

Vista in pianta / Floor view

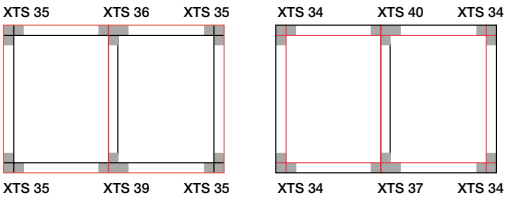

Testata di alimentazione / End Feed

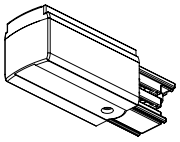

XTS 11
alimentazione destra / right supply

POLARITÀ / POLARITY	COLORE / COLOUR	COD
	Grigio / Grey	XTS11–1
	Nero / Black	XTS11–2
	Bianco / White	XTS11–3

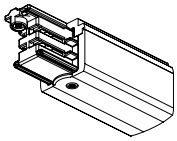

XTS 12
alimentazione sinistra / left supply

POLARITÀ / POLARITY	COLORE / COLOUR	COD
	Grigio / Grey	XTS12–1
	Nero / Black	XTS12–2
	Bianco / White	XTS12–3

Opzione di alimentazione in tutte le connessioni tranne XTS21, XTS23 e XTS24.

Power supply option in all connectors except XTS21, XTS23 and XTS24.

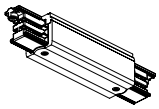

Giunto lineare / Linear Joint

XTS 14

COLORE / COLOUR	**COD**
Grigio / Grey	XTS14–1
Nero / Black	XTS14–2
Bianco / White	XTS14–3

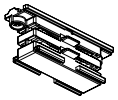

Giunto / Joint

XTS 21

COLORE / COLOUR	**COD**
Grigio / Grey	XTS21–1
Nero / Black	XTS21–2
Bianco / White	XTS21–3

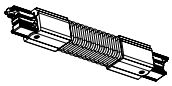

Giunto flessibile / Flexible Joint

XTS 23

COLORE / COLOUR	**COD**
Grigio / Grey	XTS23–1
Nero / Black	XTS23–2
Bianco / White	XTS23–3

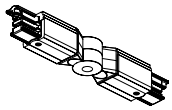

Giunto variabile / Adjustable joint

XTS 24

COLORE / COLOUR	**COD**
Grigio / Grey	XTS24–1
Nero / Black	XTS24–2
Bianco / White	XTS24–3

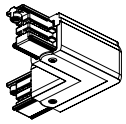

Giunto a L / L – joint

XTS 34
polarità interna/
internal polarity



COLORE / COLOUR	**COD**
Grigio / Grey	XTS34–1
Nero / Black	XTS34–2
Bianco / White	XTS34–3

XTS 35
polarità esterna/
external polarity



COLORE / COLOUR	**COD**
Grigio / Grey	XTS35–1
Nero / Black	XTS35–2
Bianco / White	XTS35–3

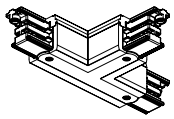

Giunto a T / T – joint

XTS 36
alimentazione destra+destra/
right+right supply



COLORE / COLOUR	**COD**
Grigio / Grey	XTS36–1
Nero / Black	XTS36–2
Bianco / White	XTS36–3

XTS 37
alimentazione sinistra+sinistra/
left+left supply



COLORE / COLOUR	**COD**
Grigio / Grey	XTS 37–1
Nero / Black	XTS37–2
Bianco / White	XTS37–3

XTS 39
alimentazione sinistra+destra/
left+right supply



COLORE / COLOUR	**COD**
Grigio / Grey	XTS39–1
Nero / Black	XTS39–2
Bianco / White	XTS39–3

XTS 40
alimentazione destra+sinistra/
right+left supply



COLORE / COLOUR	**COD**
Grigio / Grey	XTS40–1
Nero / Black	XTS40–2
Bianco / White	XTS40–3

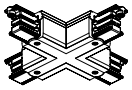

Giunto a X / X – joint

XTS 38



COLORE / COLOUR	**COD**
Grigio / Grey	XTS38–1
Nero / Black	XTS38–2
Bianco / White	XTS38–3

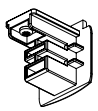

Testata di chiusura / End cap

XTS 41

COLORE / COLOUR	**COD**
Grigio / Grey	XTS41–1
Nero / Black	XTS41–2
Bianco / White	XTS41–3

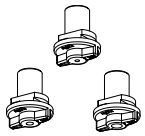

Base gancio / Hook base
XTS 142
per cavo - gancio 2 mm / For cable - hook 2mm

XTS 144
per filettatura M4 / For thread M4

XTS 146
per filettatura M6 / For thread M6

COLORE / COLOUR	**COD**
Grigio / Grey	XTS142–1
Nero / Black	XTS142–2
Bianco / White	XTS142–3
Grigio / Grey	XTS144–1
Nero / Black	XTS144–2
Bianco / White	XTS144–3
Grigio / Grey	XTS146–1
Nero / Black	XTS146–2
Bianco / White	XTS146–3

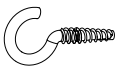

Gancio / Hook
XTAK 11–1

COLORE / COLOUR	**COD**
Acciaio / Steel	XTAK11–1

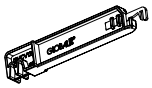

Attrezzo per piegare cavi di alimentazione /
Bending tool for power wires
XTSV 12

COLORE / COLOUR	**COD**
Blu / Blue	XTSV12

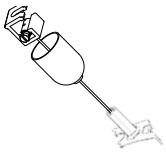

Sospensione / Suspended fitting
SPW 11SK
1500 mm (1.5M) - 3000 mm (3M)

COLORE / COLOUR	**COD**	**COD**
Grigio / Grey	SPW11SK-1/1.5M	SPW11SK–1/3M
Nero / Black	SPW11SK–2/1.5M	SPW11SK–2/3M
Bianco / White	SPW11SK–3/1.5M	SPW11SK–3/3M



Sospensione / Suspended fitting
SPW 12SK
1500 mm (1.5M) - 3000 mm (3M)

COLORE / COLOUR	**COD**	**COD**
Grigio / Grey	SPW12SK-1/1.5M	SPW12SK–1/3M
Nero / Black	SPW12SK–2/1.5M	SPW12SK–2/3M
Bianco / White	SPW12SK–3/1.5M	SPW12SK–3/3M

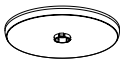

Copertura connettore / Connector cover
XTSF 40

COLORE / COLOUR	**COD**
Grigio / Grey	XTSF40–1
Nero / Black	XTSF40–2
Bianco / White	XTSF40–3

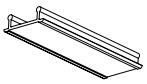

Copertura lineare 3000 mm /
Linear cover plate 3000 mm
XTSP 11

COLORE / COLOUR	**COD**
Grigio / Grey	XTSP11–1
Nero / Black	XTSP11–2
Bianco / White	XTSP11–3



Adattatore / Adapter
GA69

COLORE / COLOUR	**COD**
Grigio / Grey	GA69–1
Nero / Black	GA69–2
Bianco / White	GA69–3

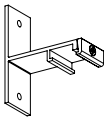

Adattatore trifase / Three fase adapter
XTS68

COLORE / COLOUR	**COD**
Grigio / Grey	XTS68–1
Nero / Black	XTS68–2
Bianco / White	XTS68–3

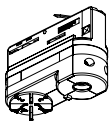

Accessorio per montaggio binario a muro /
Wall rail mounting accessory
SKB 21

COLORE / COLOUR	**COD**
Grigio / Grey	SKB21–1
Nero / Black	SKB21–2
Bianco / White	SKB21–3

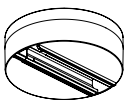

Basetta plafone per faretti /
Ceiling base for spotlights
GA70

COLORE / COLOUR	**COD**
Grigio / Grey	GA70–1
Nero / Black	GA70–2
Bianco / White	GA70–3



Blocca-cavo per adattatore binario /
Cable clamp for rail adapter
GA510

COLORE / COLOUR	**COD**
Grigio / Grey	GA510–1
Nero / Black	GA510–2
Bianco / White	GA510–3

BINARIO DALI

GLOBAL TRACK DALI

IP 20

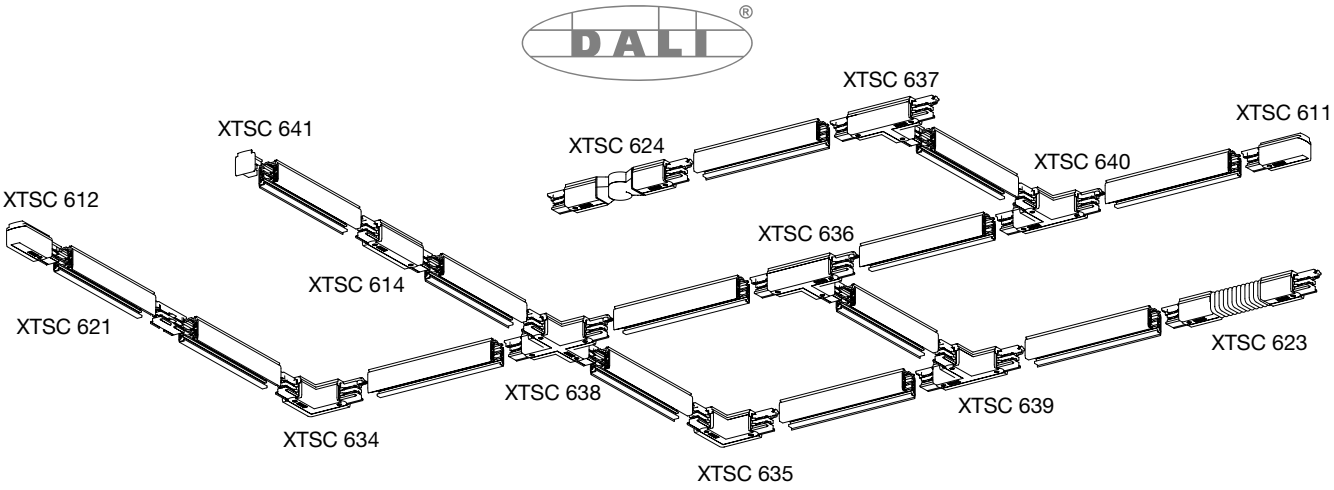

CORPO /
BODY

In estruso di alluminio.

In extruded aluminium.

CABLAGGIO /
WIRING

Classe I
Alimentazione 240–400 V / 16A / 50 Hz
DALI 1A / 50V

Doppio inserto in PVC isolante
tra i conduttori
Trifase (3P + N + PE)

Class I
Feeding 240–400 V / 16A / 50 Hz
DALI 1A / 50V

Double insulating PVC insert
between the conductors
Three phase (3P + N + PE)

INSTALLAZIONE /
MOUNTINGS

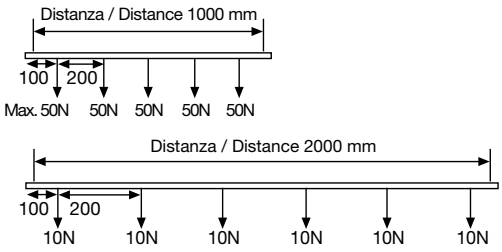

La distanza di fissaggio raccomandata è di 1000 mm.

NOTA: Un adattatore può sospendere un carico non superiore a 10 kg, la forza di trazione 100N (1kg = 9,81N) e la coppia massima 2,5Nm. (COD. GA 69 - 5 kg / 50N).

The recommended fastening distance is 1000 mm.

NOTE: a load not heavier than 10 kg may hang on a power takeoff adapter, the pull strength being 100N (1kg = 9,81N) and the maximum torque 2,5Nm. (COD. GA 69 - 5 kg / 50N).

LUNGHEZZA DEL BINARIO /
TRACK LENGHTS

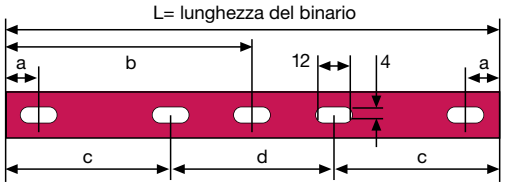

L / mm	a / mm	b / mm	c / mm	d / mm
1000	250	–	–	–
2000	250	1000	–	–
3000	250	–	1000	1000
4000	250	–	1500	1000

COLORI DISPONIBILI /
AVAILABLE COLOURS

1) Grigio (RAL 7040)
2) Nero (RAL 9005)
3) Bianco (RAL 9010)

1) Grey (RAL 7040)
2) Black (RAL 9005)
3) White (RAL 9010)

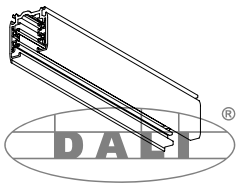

Binario DALI / Track DALI
XTSC (6100 - 6400)

XTSC

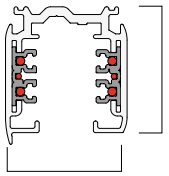

32,5 mm

31,5 mm

L	**COLORE /** COLOUR	**COD DALI**
1000	Grigio / Grey	XTSC6100–1
1000	Nero / Black	XTSC6100–2
1000	Bianco / White	XTSC6100–3
2000	Grigio / Grey	XTSC6200–1
2000	Nero / Black	XTSC6200–2
2000	Bianco / White	XTSC6200–3
3000	Grigio / Grey	XTSC6300–1
3000	Nero / Black	XTSC6300–2
3000	Bianco / White	XTSC6300–3
4000	Grigio / Grey	XTSC6400–1
4000	Nero / Black	XTSC6400–2
4000	Bianco / White	XTSC6400–3

Utilizzo dei gunti L e T / Use of L and T joints
La linea rossa indica la polarità / Red line indicates polarity ridge

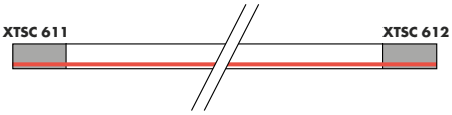

Vista in pianta / Floor view

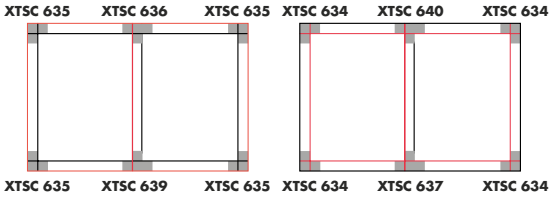

Testata di alimentazione / End Feed

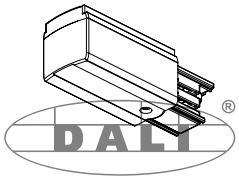

XTSC 611
alimentazione destra /
right supply

POLARITÀ / POLARITY	**COLORE /** COLOUR	**COD DALI**
	Grigio / Grey	XTSC611–1
	Nero / Black	XTSC611–2
	Bianco / White	XTSC611–3

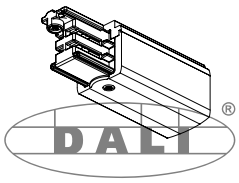

XTSC 612
alimentazione sinistra /
left supply

POLARITÀ / POLARITY	**COLORE /** COLOUR	**COD DALI**
	Grigio / Grey	XTSC612–1
	Nero / Black	XTSC612–2
	Bianco / White	XTSC612–3

Opzione di alimentazione in tutte le connessioni tranne XTSC 621, XTSC 623 e XTSC 624.

Power supply option in all connectors except XTSC 621, XTSC 623 and XTSC 624.

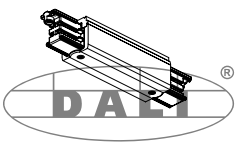

Giunto lineare / Linear Joint
XTSC 614

COLORE / COLOUR	**COD DALI**
Grigio / Grey	XTSC614–1
Nero / Black	XTSC614–2
Bianco / White	XTSC614–3

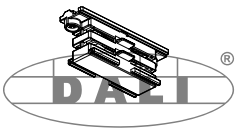

Giunto / Joint
XTSC 621

COLORE / COLOUR	**COD DALI**
Grigio / Grey	XTSC621–1
Nero / Black	XTSC621–2
Bianco / White	XTSC621–3

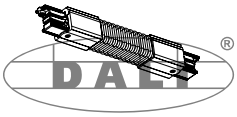

Giunto flessibile / Flexible Joint
XTSC 623

COLORE / COLOUR	**COD DALI**
Grigio / Grey	XTSC623–1
Nero / Black	XTSC623–2
Bianco / White	XTSC623–3

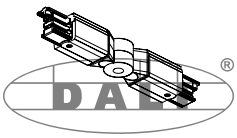

Giunto variabile / Adjustable joint
XTSC 624

COLORE / COLOUR	**COD DALI**
Grigio / Grey	XTSC624–1
Nero / Black	XTSC624–2
Bianco / White	XTSC624–3

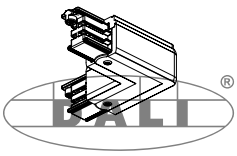

Giunto a L / L – joint

XTSC 634
polarità interna/
internal polarity



COLORE / COLOUR	**COD DALI**
Grigio / Grey	XTSC634–1
Nero / Black	XTSC634–2
Bianco / White	XTSC634–3

XTSC 635
polarità esterna/
external polarity



COLORE / COLOUR	**COD DALI**
Grigio / Grey	XTSC635–1
Nero / Black	XTSC635–2
Bianco / White	XTSC635–3

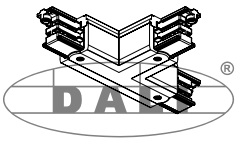

Giunto a T / T – joint

XTSC 636
alimentazione destra+destra/
right+right supply



COLORE / COLOUR	**COD DALI**
Grigio / Grey	XTSC636–1
Nero / Black	XTSC636–2
Bianco / White	XTSC636–3

XTSC 637
alimentazione sinistra+sinistra/
left+left supply



COLORE / COLOUR	**COD DALI**
Grigio / Grey	XTSC637–1
Nero / Black	XTSC637–2
Bianco / White	XTSC637–3

XTSC 639
alimentazione sinistra+destra/
left+right supply



COLORE / COLOUR	**COD DALI**
Grigio / Grey	XTSC639–1
Nero / Black	XTSC639–2
Bianco / White	XTSC639–3

XTSC 640
alimentazione destra+sinistra/
right+left supply



COLORE / COLOUR	**COD DALI**
Grigio / Grey	XTSC640–1
Nero / Black	XTSC640–2
Bianco / White	XTSC640–3

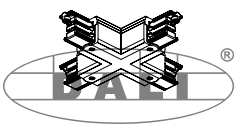

Giunto a X / X – joint
XTSC 638



COLORE / COLOUR	**COD DALI**
Grigio / Grey	XTSC638–1
Nero / Black	XTSC638–2
Bianco / White	XTSC638–3

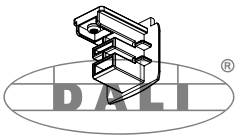

Testata di chiusura / End cap

XTSC 641

COLORE / COLOUR	**COD**
Grigio / Grey	XTSC641–1
Nero / Black	XTSC641–2
Bianco / White	XTSC641–3

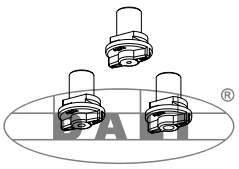

Base gancio / Hook base

XTS 142
per cavo - gancio 2mm / For cable - hook 2mm

XTS 144
per filettatura M4 / For thread M4

XTS 146
per filettatura M6 / For thread M6

COLORE / COLOUR	**COD**
Grigio / Grey	XTS142–1
Nero / Black	XTS142–2
Bianco / White	XTS142–3
Grigio / Grey	XTS144–1
Nero / Black	XTS144–2
Bianco / White	XTS144–3
Grigio / Grey	XTS146–1
Nero / Black	XTS146–2
Bianco / White	XTS146–3

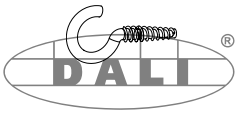

Gancio / Hook

XTAK 11–1

COLORE / COLOUR	**COD**
Acciaio / Steel	XTAK11–1

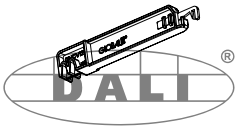

Attrezzo per piegare cavi di alimentazione / Bending tool for power wires

XTSV 12

COLORE / COLOUR	**COD**
Blu / Blue	XTSV12



Sospensione / Suspended fitting

SPW 11SK
1500 mm (1.5M) - 3000 mm (3M)

COLORE / COLOUR	**COD**	**COD**
Grigio / Grey	SPW11SK-1/1.5M	SPW11SK-1/3M
Nero / Black	SPW11SK–2/1.5M	SPW11SK–2/3M
Bianco / White	SPW11SK–3/1.5M	SPW11SK–3/3M

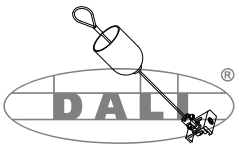

Sospensione / Suspended fitting

SPW 12SK
1500 mm (1.5M) - 3000 mm (3M)

COLORE / COLOUR	**COD**	**COD**
Grigio / Grey	SPW12SK-1/1.5M	SPW12SK-1/3M
Nero / Black	SPW12SK–2/1.5M	SPW12SK–2/3M
Bianco / White	SPW12SK–3/1.5M	SPW12SK–3/3M

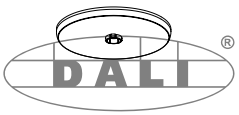

Copertura connettore / Connector cover

XTSF 40

COLORE / COLOUR	**COD**
Grigio / Grey	XTSF40–1
Nero / Black	XTSF40–2
Bianco / White	XTSF40–3

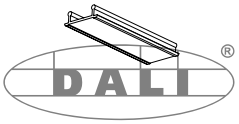

Copertura lineare 3000 mm / Linear cover plate 3000 mm

XTSP 11

COLORE / COLOUR	**COD**
Grigio / Grey	XTSP11–1
Nero / Black	XTSP11–2
Bianco / White	XTSP11–3

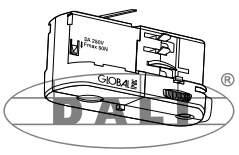

Adattatore / Adapter

GAC69

COLORE / COLOUR	**COD**
Grigio / Grey	GAC69–1
Nero / Black	GAC69–2
Bianco / White	GAC69–3

POMPEI

LIVAL

APPLICAZIONE / APPLICATION

AREA COMMERCIALE /
COMMERCIAL AREA

LOCALE PUBBLICO /
PUBLIC HALL

NEGOZIO /
SHOP

GRANDI AREE COMMERCIALI /
LARGE COMMERCIAL AREAS

SUPERMERCATI /
SUPERMARKET





POMPEI



POMPEI

GA-016 CASA

TIPI DI INSTALLAZIONE /
MOUNTINGS

Binario /
Track

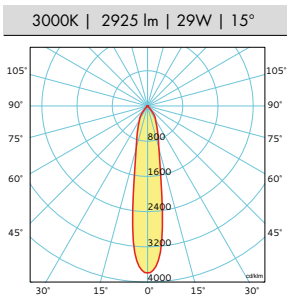

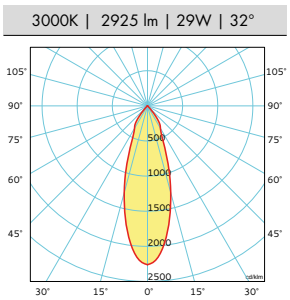

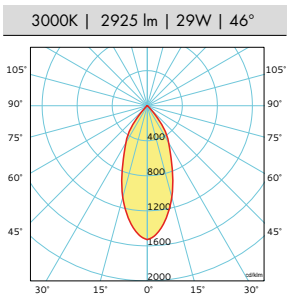

CORPO / BODY	In alluminio pressofuso verniciato a polvere di colore bianco (B) e nero (N).	In die-cast aluminum white (B) and black (N).
EMISSIONE LUMINOSA / LIGHT EMISSION	Diretta Simmetrica Orientabile	Direct Symmetric Adjustable
DISPOSITIVO OTTICO / OPTICAL DEVICE	Riflettori in alluminio anodizzato intercambiabili Spot 15° Wide flood 32° Very wide flood 46°	Reflectors in anodized aluminum interchangeable Spot 15° Wide flood 32° Very wide flood 46°
CABLAGGIO / WIRING	Classe I Alimentazione 220~240V Ac 50-60 Hz	Class I Feeding 220~240V Ac 50-60 Hz
SU RICHIESTA / VERSIONS ON REQUEST (ove possibile) (if possible)	Temperatura colore 2700K / 5000K. Alimentatore elettronico dimmerabile DALI.	Color temperature 2700K / 5000K. DALI dimmable electronic ballast.
NORMATIVE / REGULATIONS	EN 60598-1 EN 60598-2-5 EN 62031 Sicurezza fotobiologica delle lampade EN 62471; IEC/TR 62778. Rischio esente – GR 1	 Photobiological safety of lamps EN 62471; IEC/TR 62778. Exempt risk – GR 1
DIRETTIVE / DIRECTIVES	2014/35/UE 2014/30/UE	

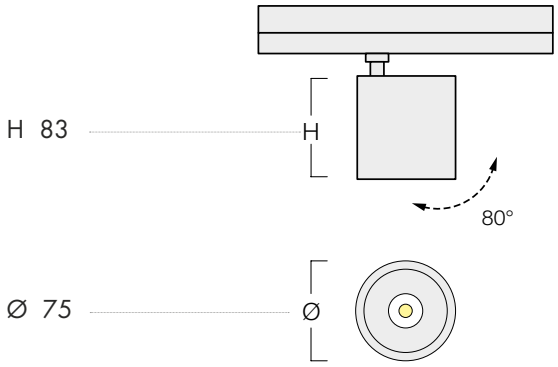

DATI TECNICI /
TECHNICAL DATA

LAMP. K	mA	lm/IN	lm/OUT	W	B	Kg	m³	EL. COD	DALI COD
3000	700	2800	2296	27,00	15°	0,60	0,005	F01709W11B	F01709W12B
3000	700	2800	2301	27,00	32°	0,60	0,005	F01709W31B	F01709W32B
3000	700	2800	2287	27,00	46°	0,60	0,005	F01709W41B	F01709W42B
4000	700	3000	2460	27,00	15°	0,60	0,005	F01709N11B	F01709N12B
4000	700	3000	2465	27,00	32°	0,60	0,005	F01709N31B	F01709N32B
4000	700	3000	2450	27,00	46°	0,60	0,005	F01709N41B	F01709N42B
3000	750	2925	2398	29,00	15°	0,60	0,005	F01759W11B	F01759W12B
3000	750	2925	2404	29,00	32°	0,60	0,005	F01759W31B	F01759W32B
3000	750	2925	2389	29,00	46°	0,60	0,005	F01759W41B	F01759W42B
4000	750	3150	2583	29,00	15°	0,60	0,005	F01759N11B	F01759N12B
4000	750	3150	2588	29,00	32°	0,60	0,005	F01759N31B	F01759N32B
4000	750	3150	2572	29,00	46°	0,60	0,005	F01759N41B	F01759N42B

PISA

LIVAL

APPLICAZIONE / APPLICATION

AREA COMMERCIALE /
COMMERCIAL AREA

LOCALE PUBBLICO /
PUBLIC HALL

NEGOZIO /
SHOP

GRANDI AREE COMMERCIALI /
LARGE COMMERCIAL AREAS

SUPERMERCATI /
SUPERMARKET





PISA



PISA

GA-017 BING

TIPI DI INSTALLAZIONE /
MOUNTINGS

Binario /
Track

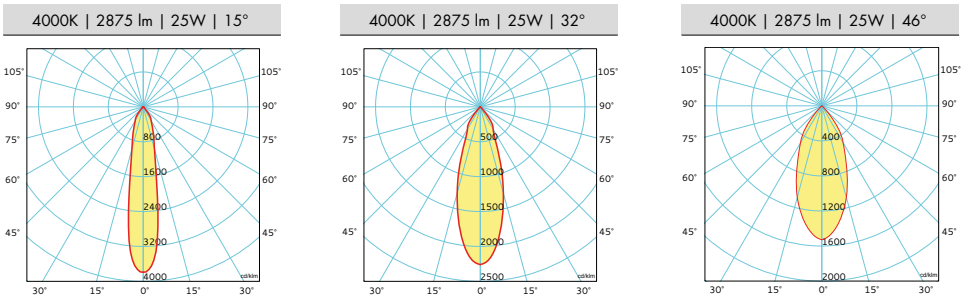

CORPO / BODY	In alluminio pressofuso verniciato a polvere di colore bianco (B) e nero (N).	In die-cast aluminum white (B) and black (N).
EMISSIONE LUMINOSA / LIGHT EMISSION	Diretta Simmetrica Orientabile	Direct Symmetric Adjustable
DISPOSITIVO OTTICO / OPTICAL DEVICE	Riflettori in alluminio anodizzato intercambiabili Spot 15° Wide flood 32° Very wide flood 46°	Reflectors in anodized aluminum interchangeable Spot 15° Wide flood 32° Very wide flood 46°
CABLAGGIO / WIRING	Classe I Alimentazione 220~240V Ac 50-60 Hz	Class I Feeding 220~240V Ac 50-60 Hz
SU RICHIESTA / VERSIONS ON REQUEST (ove possibile) (if possible)	Temperatura colore 2700K / 5000K. Alimentatore elettronico dimmerabile DALI.	Color temperature 2700K / 5000K. DALI dimmable electronic ballast.
NORMATIVE / REGULATIONS	EN 60598-1 EN 60598-2-5 EN 62031 Sicurezza fotobiologica delle lampade EN 62471; IEC/TR 62778. Rischio esente – GR 1	 Photobiological safety of lamps EN 62471; IEC/TR 62778. Exempt risk – GR 1
DIRETTIVE / DIRECTIVES	2014/35/UE 2014/30/UE	

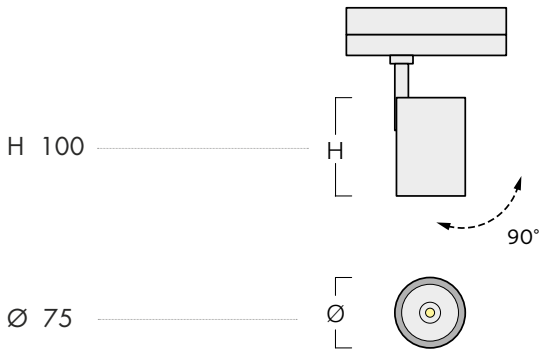

CRI ≥90 | A+ | CE | MAC ADAM 2 SDCM | 50k L80B10 | GR-1 | IP 20

DATI TECNICI /
TECHNICAL DATA

LAMP. K	mA	lm/IN	lm/OUT	W	B	Kg	m³	EL. COD	DALI COD
3000	500	2125	1743	19,00	15°	0,6	0,006	A01509W11B	A01509W12B
3000	500	2125	1746	19,00	32°	0,6	0,006	A01509W41B	A01509W42B
3000	500	2125	1735	19,00	46°	0,6	0,006	A01509W51B	A01509W52B
4000	500	2275	1865	19,00	15°	0,6	0,006	A01509N11B	A01509N12B
4000	500	2275	1869	19,00	32°	0,6	0,006	A01509N41B	A01509N42B
4000	500	2275	1858	19,00	46°	0,6	0,006	A01509N51B	A01509N52B
3000	650	2700	2214	25,00	15°	0,6	0,006	A01659W11B	A01659W12B
3000	650	2700	2219	25,00	32°	0,6	0,006	A01659W41B	A01659W42B
3000	650	2700	2205	25,00	46°	0,6	0,006	A01659W51B	A01659W52B
4000	650	2875	2357	25,00	15°	0,6	0,006	A01659N11B	A01659N12B
4000	650	2875	2363	25,00	32°	0,6	0,006	A01659N41B	A01659N42B
4000	650	2875	2348	25,00	46°	0,6	0,006	A01659N51B	A01659N52B

POSITANO

LIVAL

APPLICAZIONE / APPLICATION

AREA COMMERCIALE /
COMMERCIAL AREA

LOCALE PUBBLICO /
PUBLIC HALL

NEGOZIO /
SHOP

GRANDI AREE COMMERCIALI /
LARGE COMMERCIAL AREAS

SUPERMERCATI /
SUPERMARKET





POSITANO



POSITANO

GA-016 CAFETERIA

TIPI DI INSTALLAZIONE /
MOUNTINGS

Binario /
Track



4000K | 3675 lm | 33W | 15°

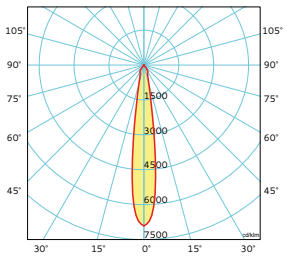

4000K | 3675 lm | 33W | 30°

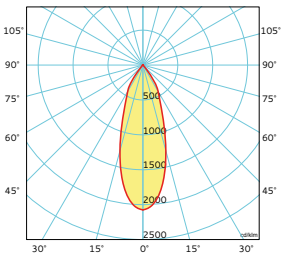

4000K | 3675 lm | 33W | 50°

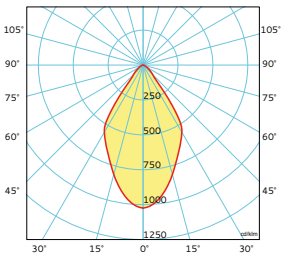

CORPO / BODY	In alluminio pressofuso verniciato a polvere di colore bianco (B) e nero (N).	In die-cast aluminum white (B) and black (N).
EMISSIONE LUMINOSA / LIGHT EMISSION	Diretta Simmetrica Orientabile 	Direct Symmetric Adjustable
DISPOSITIVO OTTICO / OPTICAL DEVICE	Riflettori in alluminio anodizzato intercambiabili Spot 15° Wide flood 30° Very wide flood 50°	Reflectors in anodized aluminum interchangeable Spot 15° Wide flood 30° Very wide flood 50°
CABLAGGIO / WIRING	Classe I Alimentazione 220~240V Ac 50-60 Hz	Class I Feeding 220~240V Ac 50-60 Hz
SU RICHIESTA / VERSIONS ON REQUEST (ove possibile) (if possible)	Temperatura colore 2700K / 5000K. Alimentatore elettronico dimmerabile DALI.	Color temperature 2700K / 5000K. DALI dimmable electronic ballast.
NORMATIVE / REGULATIONS	EN 60598-1 EN 60598-2-5 EN 62031 Sicurezza fotobiologica delle lampade EN 62471; IEC/TR 62778. Rischio esente – GR 1	 Photobiological safety of lamps EN 62471; IEC/TR 62778. Exempt risk – GR 1
DIRETTIVE / DIRECTIVES	2014/35/UE 2014/30/UE	

LIVAL

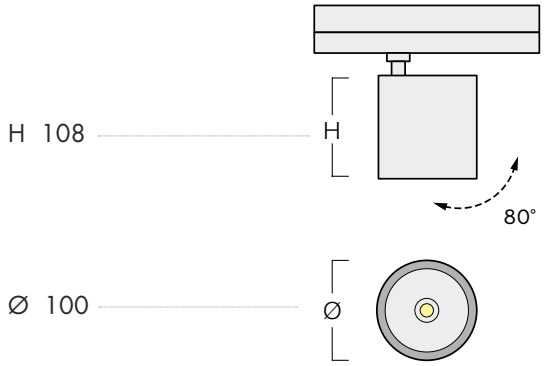

CRI ≥90 | A+ | CE | MAC ADAM 2 SDCM | 50k L80B10 | GR-1 | IP 20

DATI TECNICI /
TECHNICAL DATA

LAMP. K	mA	lm/IN	lm/OUT	W	B	Kg	m³	EL. COD	DALI COD
3000	700	2950	2469	27,00	15°	0,9	0,007	B02709W11B	B02709W12B
3000	700	2950	2422	27,00	30°	0,9	0,007	B02709W31B	B02709W32B
3000	700	2950	2314	27,00	50°	0,9	0,007	B02709W41B	B02709W42B
4000	700	3150	2636	27,00	15°	0,9	0,007	B02709N11B	B02709N12B
4000	700	3150	2587	27,00	30°	0,9	0,007	B02709N31B	B02709N32B
4000	700	3150	2471	27,00	50°	0,9	0,007	B02709N41B	B02709N42B
3000	850	3425	2866	33,00	15°	0,9	0,007	B02859W11B	B02859W12B
3000	850	3425	2812	33,00	30°	0,9	0,007	B02859W31B	B02859W32B
3000	850	3425	2687	33,00	50°	0,9	0,007	B02859W41B	B02859W42B
4000	850	3675	3075	33,00	15°	0,9	0,007	B02859N11B	B02859N12B
4000	850	3675	3018	33,00	30°	0,9	0,007	B02859N31B	B02859N32B
4000	850	3675	2883	33,00	50°	0,9	0,007	B02859N41B	B02859N42B

POTENZA

LIVAL

APPLICAZIONE / APPLICATION

AREA COMMERCIALE /
COMMERCIAL AREA

LOCALE PUBBLICO /
PUBLIC HALL

NEGOZIO /
SHOP

GRANDI AREE COMMERCIALI /
LARGE COMMERCIAL AREAS

SUPERMERCATI /
SUPERMARKET




PAX
CA PONTIFICIA



POTENZA

REFORM CYLINDER

TIPI DI INSTALLAZIONE /
MOUNTINGS

Binario /
Track



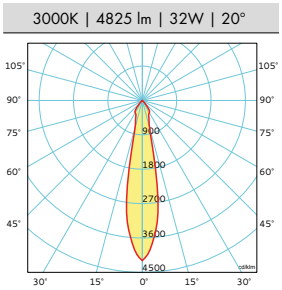

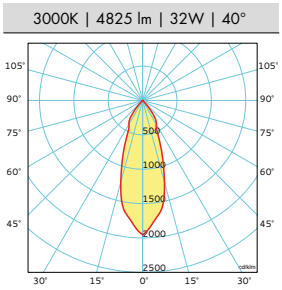

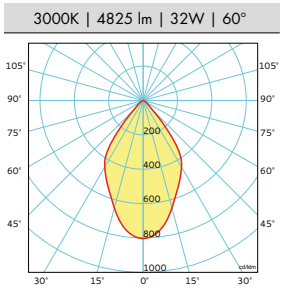

CORPO / BODY	In alluminio pressofuso verniciato a polvere di colore bianco (B) e nero (N).	In die-cast aluminum white (B) and black (N).
EMISSIONE LUMINOSA / LIGHT EMISSION	Diretta Simmetrica Orientabile	Direct Symmetric Adjustable
DISPOSITIVO OTTICO / OPTICAL DEVICE	Riflettori in alluminio anodizzato intercambiabili Spot 20° Wide flood 40° Very wide flood 60°	Reflectors in anodized aluminum interchangeable Spot 20° Wide flood 40° Very wide flood 60°
CABLAGGIO / WIRING	Classe I Alimentazione 220~240V Ac 50-60 Hz	Class I Feeding 220~240V Ac 50-60 Hz
SU RICHIESTA / VERSIONS ON REQUEST (ove possibile) (if possible)	Temperatura colore 2700K / 5000K. Alimentatore elettronico dimmerabile DALI. Ra 90.	Color temperature 2700K / 5000K. DALI dimmable electronic ballast. Ra 90.
NORMATIVE / REGULATIONS	EN 60598-1 EN 60598-2-5 EN 62031 Sicurezza fotobiologica delle lampade EN 62471; IEC/TR 62778. Rischio esente – GR 1	 Photobiological safety of lamps EN 62471; IEC/TR 62778. Exempt risk – GR 1
DIRETTIVE / DIRECTIVES	2014/35/UE 2014/30/UE	

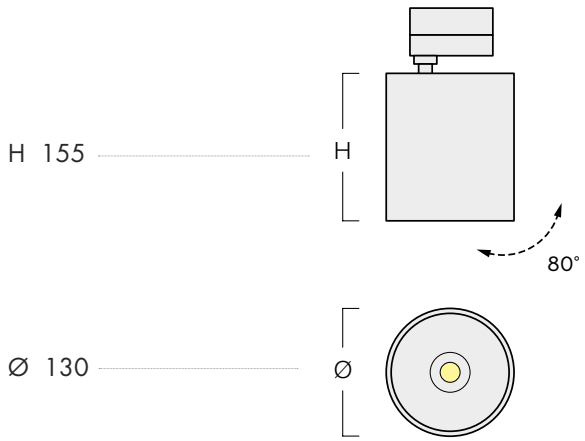

CRI ≥80 | A+ | CE | MAC ADAM 2 SDCM | 50k L80B10 | GR-1 | IP 20

DATI TECNICI /
TECHNICAL DATA

LAMP. K	mA	lm/IN	lm/OUT	W	B	Kg	m³	EL. COD	DALI COD
3000	750	4200	3437	28,00	20°	1,5	0,01	C03758W11B	C03758W12B
3000	750	4200	3441	28,00	40°	1,5	0,01	C03758W31B	C03758W32B
3000	750	4200	3454	28,00	60°	1,5	0,01	C03758W41B	C03758W42B
4000	750	4300	3519	28,00	20°	1,5	0,01	C03758N11B	C03758N12B
4000	750	4300	3523	28,00	40°	1,5	0,01	C03758N31B	C03758N32B
4000	750	4300	3536	28,00	60°	1,5	0,01	C03758N41B	C03758N42B
3000	850	4700	3846	32,00	20°	1,5	0,01	C03858W11B	C03858W12B
3000	850	4700	3850	32,00	40°	1,5	0,01	C03858W31B	C03858W32B
3000	850	4700	3865	32,00	60°	1,5	0,01	C03858W41B	C03858W42B
4000	850	4825	3948	32,00	20°	1,5	0,01	C03858N11B	C03858N12B
4000	850	4825	3953	32,00	40°	1,5	0,01	C03858N31B	C03858N32B
4000	850	4825	3968	32,00	60°	1,5	0,01	C03858N41B	C03858N42B

KAPPA

APPLICAZIONE / APPLICATION

AREA COMMERCIALE /
COMMERCIAL AREA

LOCALE PUBBLICO /
PUBLIC HALL

NEGOZIO /
SHOP

GRANDI AREE COMMERCIALI /
LARGE COMMERCIAL AREAS

SUPERMERCATI /
SUPERMARKET



METALMEK



KAPPA

KAPPA
7555



TIPI DI INSTALLAZIONE /
MOUNTINGS

Binario elettrificato /
Electrick track



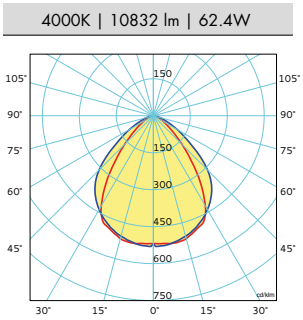

CORPO / BODY	In lamiera d'acciaio, verniciato con polveri epossipoliestere SOLVENT FREE di colore nero semilucido, termoindurenti a 180°C, con pretrattamento superficiale di fosfatazione.	In sheet steel, painted with SOLVENT-FREE, semi-bright black epoxy polyester powders, thermosetting at 180°C, after phosphate treatment.
EMISSIONE LUMINOSA / LIGHT EMISSION	Diretta Simmetrica 	Direct Symmetric
DISPOSITIVO OTTICO / OPTICAL DEVICE	Diffusore in policarbonato trasparente microprismatizzato. Riflettore in alluminio anodizzato satinato.	Diffuser in microprismatic, transparent polycarbonate. Reflector in satin anodized aluminium.
CABLAGGIO / WIRING	Classe I Alimentazione 220~240 V Ac 50-60 Hz	Class I Feeding 220~240 V Ac 50-60 Hz

DATI TECNICI /
TECHNICAL DATA

LAMP. K	LINE	mA	lm/IN	lm/OUT	W	D	L
3000	2	350	5136	3852	31,20	200	664
4000	2	350	5416	4062	31,20	200	664
3000	2	350	10272	7704	62,40	200	1224
4000	2	350	10832	8124	62,40	200	1224

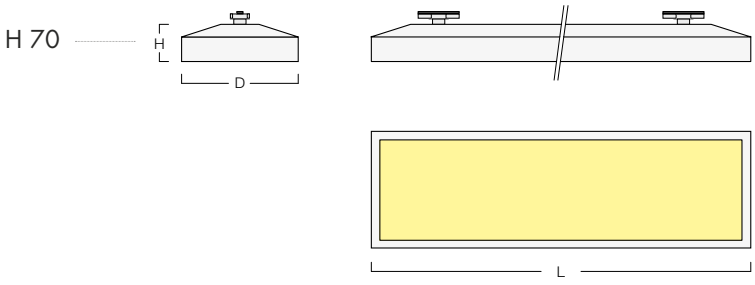

CRI 80 | A+ | CE | MAC ADAM 3 SDCM | 50k L80B10 | GR-1 | IP 20

SU RICHIESTA / VERSIONS ON REQUEST (ove possibile) (if possible)	Alimentatore elettronico dimmerabile. Alimentatore elettronico dimmerabile DALI. Complesso di emergenza 1h. Ra 90.	Dimmable electronic ballast. DALI dimmable electronic ballast. Emergency unit 1h. Ra 90.
NORMATIVE / REGULATIONS	EN 60598-1 EN 60598-2-5 EN 62031 Sicurezza fotobiologica delle lampade e sistemi di lampade, EN 62471; IEC/TR 62778. Rischio esente – GR 1	 Photobiological safety of lamps and lamp system EN 62471; IEC/TR 62778. Exempt risk – GR 1
DIRETTIVE / DIRECTIVES	2014/35/UE 2014/30/UE	

LAMP. K	Kg	m³	EL. COD	DALI COD
3000	5,50	0,011	75553PWW0664E0B	75553PWW0664DDB
4000	5,50	0,011	75553PNW0664E0B	75553PNW0664DDB
3000	11,00	0,021	75553PWW1224E0B	75553PWW1224DDB
4000	11,00	0,021	75553PNW1224E0B	75553PNW1224DDB

FOOD
3000K

SEZIONE FOOD / FOOD SESSION

APPLICAZIONE / APPLICATION

ESPOSIZIONE ALIMENTARI /
FOOD EXPOSURE

SISTEMI MODULARI, CANALI E REGLETTE /
MODULAR SYSTEMS, CHANNELS AND REGLETTES 250

LINEAR 6530 254

SLIM 7530 S 260

ALL IN ONE 8530 266

ALL IN ONE IP54 8540 272




For You
For You
For You



POMPEI

GA-016 CASA

TIPI DI INSTALLAZIONE /
MOUNTINGS

Binario /
Track

CORPO / BODY	In alluminio pressofuso verniciato a polvere ddi colore bianco (B) e nero (N).	In die-cast aluminum white (B) and black (N).
EMISSIONE LUMINOSA / LIGHT EMISSION	Diretta Simmetrica Orientabile	Direct Symmetric Adjustable
DISPOSITIVO OTTICO / OPTICAL DEVICE	Riflettori in alluminio anodizzato intercambiabili Spot 15° Wide flood 32° Very wide flood 46°	Reflectors in anodized aluminum interchangeable Spot 15° Wide flood 32° Very wide flood 46°
CABLAGGIO / WIRING	Classe I Alimentazione 220~240V Ac 50-60 Hz	Class I Feeding 220~240V Ac 50-60 Hz
SU RICHIESTA / VERSIONS ON REQUEST (ove possibile) (if possible)	Temperatura colore 2700K. Alimentatore elettronico dimmerabile DALI.	Color temperature 2700K. DALI dimmable electronic ballast.
NORMATIVE / REGULATIONS	EN 60598-1 EN 60598-2-5 EN 62031 Sicurezza fotobiologica delle lampade EN 62471; IEC/TR 62778. Rischio esente – GR 1	 Photobiological safety of lamps EN 62471; IEC/TR 62778. Exempt risk – GR 1
DIRETTIVE / DIRECTIVES	2014/35/UE 2014/30/UE	

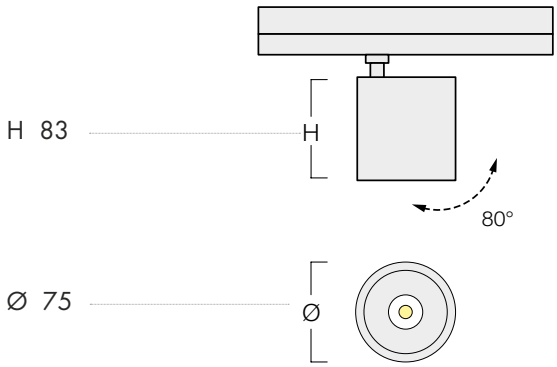

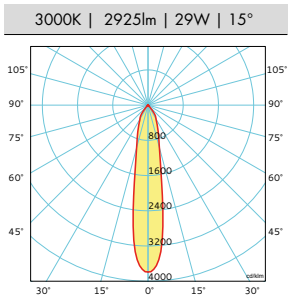

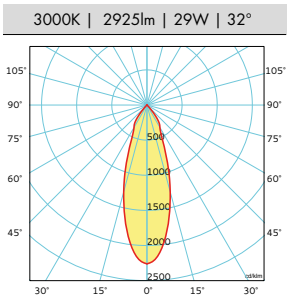

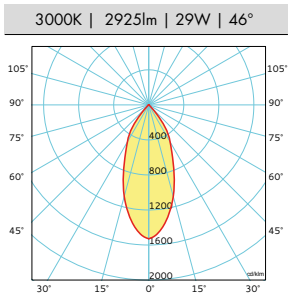

CRI ≥90 | A+ | CE | MAC ADAM 2 SDCM | 50k L80B10 | GR-1 | IP 20

DATI TECNICI /
TECHNICAL DATA

LAMP. K	mA	lm/IN	lm/OUT	W	B	Kg	m³	EL. COD	DALI COD
3000	700	2800	2296	27,00	15°	0,60	0,005	FD-F01709W11B	FD-F01709W12B
3000	700	2800	2301	27,00	32°	0,60	0,005	FD-F01709W31B	FD-F01709W32B
3000	700	2800	2287	27,00	46°	0,60	0,005	FD-F01709W41B	FD-F01709W42B
3000	750	2925	2398	29,00	15°	0,60	0,005	FD-F01759W11B	FD-F01759W12B
3000	750	2925	2404	29,00	32°	0,60	0,005	FD-F01759W31B	FD-F01759W32B
3000	750	2925	2389	29,00	46°	0,60	0,005	FD-F01759W41B	FD-F01759W42B

PISA

GA-017 BING



TIPI DI INSTALLAZIONE /
MOUNTINGS

Binario /
Track

CORPO / BODY	In alluminio pressofuso verniciato a polvere di colore bianco (B) e nero (N).	In die-cast aluminum white (B) and black (N).
EMISSIONE LUMINOSA / LIGHT EMISSION	Diretta Simmetrica Orientabile	Direct Symmetric Adjustable
DISPOSITIVO OTTICO / OPTICAL DEVICE	Riflettori in alluminio anodizzato intercambiabili Spot 15° Wide flood 32° Very wide flood 46°	Reflectors in anodized aluminum interchangeable Spot 15° Wide flood 32° Very wide flood 46°
CABLAGGIO / WIRING	Classe I Alimentazione 220~240V Ac 50-60 Hz	Class I Feeding 220~240V Ac 50-60 Hz
SU RICHIESTA / VERSIONS ON REQUEST (ove possibile) (if possible)	Temperatura colore 2700K. Alimentatore elettronico dimmerabile DALI.	Color temperature 2700K. DALI dimmable electronic ballast.
NORMATIVE / REGULATIONS	EN 60598-1 EN 60598-2-5 EN 62031 Sicurezza fotobiologica delle lampade EN 62471; IEC/TR 62778. Rischio esente – GR 1	 Photobiological safety of lamps EN 62471; IEC/TR 62778. Exempt risk – GR 1
DIRETTIVE / DIRECTIVES	2014/35/UE 2014/30/UE	

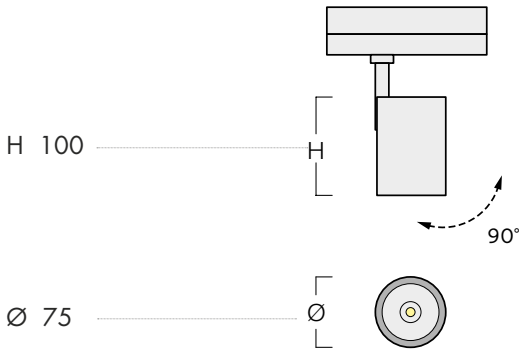

3000K | 2700 lm | 25W | 15°

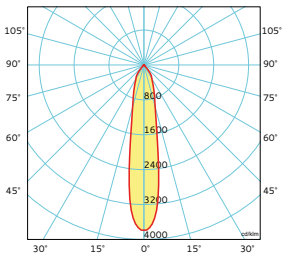

3000K | 2700 lm | 25W | 32°

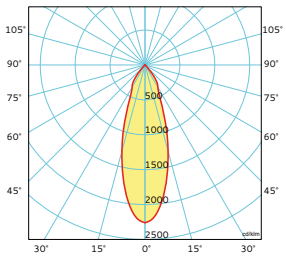

3000K | 2700 lm | 25W | 46°

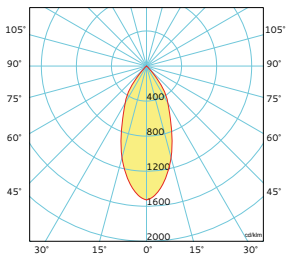

CRI ≥90 | A+ | CE | MAC ADAM 2 SDCM | 50k L80B10 | GR-1 | IP 20

DATI TECNICI /
TECHNICAL DATA

LAMP. K	mA	lm/IN	lm/OUT	W	B	Kg	m³	EL. COD	DALI COD
3000	500	2125	1743	19,00	15°	0,6	0,006	FD-A01509W11B	FD-A01509W12B
3000	500	2125	1746	19,00	32°	0,6	0,006	FD-A01509W41B	FD-A01509W42B
3000	500	2125	1735	19,00	46°	0,6	0,006	FD-A01509W51B	FD-A01509W52B
3000	650	2700	2214	25,00	15°	0,6	0,006	FD-A01659W11B	FD-A01659W12B
3000	650	2700	2219	25,00	32°	0,6	0,006	FD-A01659W41B	FD-A01659W42B
3000	650	2700	2205	25,00	46°	0,6	0,006	FD-A01659W51B	FD-A01659W52B



POSITANO

GA-016 CAFETERIA

TIPI DI INSTALLAZIONE /
MOUNTINGS

Binario /
Track

CORPO / BODY	In alluminio pressofuso verniciato a polvere di colore bianco (B) e nero (N).	In die-cast aluminum white (B) and black (N).
EMISSIONE LUMINOSA / LIGHT EMISSION	Diretta Simmetrica Orientabile	Direct Symmetric Adjustable
DISPOSITIVO OTTICO / OPTICAL DEVICE	Riflettori in alluminio anodizzato intercambiabili Spot 15° Wide flood 30° Very wide flood 50°	Reflectors in anodized aluminum interchangeable Spot 15° Wide flood 30° Very wide flood 50°
CABLAGGIO / WIRING	Classe I Alimentazione 220~240V Ac 50-60 Hz	Class I Feeding 220~240V Ac 50-60 Hz
SU RICHIESTA / VERSIONS ON REQUEST (ove possibile) (if possible)	Temperatura colore 2700K. Alimentatore elettronico dimmerabile DALI.	Color temperature 2700K. DALI dimmable electronic ballast.
NORMATIVE / REGULATIONS	EN 60598-1 EN 60598-2-5 EN 62031 Sicurezza fotobiologica delle lampade EN 62471; IEC/TR 62778. Rischio esente – GR 1	 Photobiological safety of lamps EN 62471; IEC/TR 62778. Exempt risk – GR 1
DIRETTIVE / DIRECTIVES	2014/35/UE 2014/30/UE	

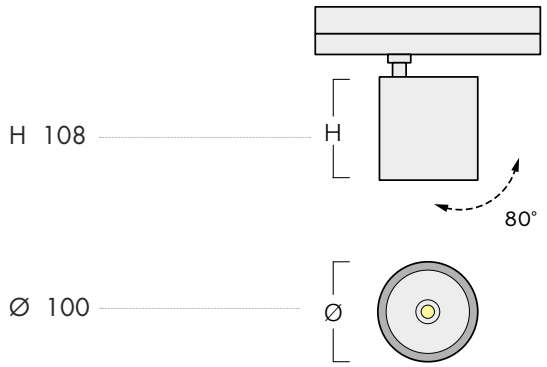

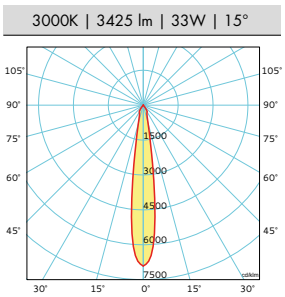

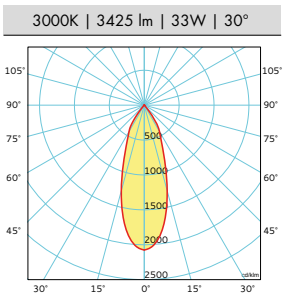

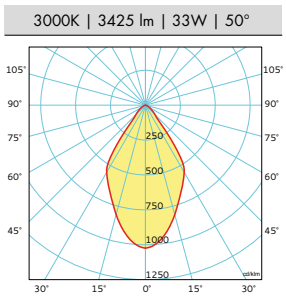

CRI ≥90 | A+ | CE | MAC ADAM 2 SDCM | 50k L80B10 | GR-1 | IP 20

DATI TECNICI /
TECHNICAL DATA

LAMP. K	mA	lm/IN	lm/OUT	W	B	Kg	m³	EL. COD	DALI COD
3000	700	2950	2469	27,00	15°	0,9	0,007	FD-B02709W11B	FD-B02709W12B
3000	700	2950	2422	27,00	30°	0,9	0,007	FD-B02709W31B	FD-B02709W32B
3000	700	2950	2314	27,00	50°	0,9	0,007	FD-B02709W41B	FD-B02709W42B
3000	850	3425	2866	33,00	15°	0,9	0,007	FD-B02859W11B	FD-B02859W12B
3000	850	3425	2812	33,00	30°	0,9	0,007	FD-B02859W31B	FD-B02859W32B
3000	850	3425	2687	33,00	50°	0,9	0,007	FD-B02859W41B	FD-B02859W42B



POTENZA

REFORM CYLINDER

TIPI DI INSTALLAZIONE /
MOUNTINGS

Binario /
Track

CORPO / BODY	In alluminio pressofuso verniciato a polvere di colore bianco (B) e nero (N).	In die-cast aluminum white (B) and black (N).
EMISSIONE LUMINOSA / LIGHT EMISSION	Diretta Simmetrica Orientabile	Direct Symmetric Adjustable
DISPOSITIVO OTTICO / OPTICAL DEVICE	Riflettori in alluminio anodizzato intercambiabili Spot 20° Wide flood 40° Very wide flood 60°	Reflectors in anodized aluminum interchangeable Spot 20° Wide flood 40° Very wide flood 60°
CABLAGGIO / WIRING	Classe I Alimentazione 220~240V Ac 50-60 Hz	Class I Feeding 220~240V Ac 50-60 Hz
SU RICHIESTA / VERSIONS ON REQUEST (ove possibile) (if possible)	Temperatura colore 2700K. Alimentatore elettronico dimmerabile DALI. Ra 90.	Color temperature 2700K. DALI dimmable electronic ballast. Ra 90.
NORMATIVE / REGULATIONS	EN 60598-1 EN 60598-2-5 EN 62031 Sicurezza fotobiologica delle lampade EN 62471; IEC/TR 62778. Rischio esente – GR 1	 Photobiological safety of lamps EN 62471; IEC/TR 62778. Exempt risk – GR 1
DIRETTIVE / DIRECTIVES	2014/35/UE 2014/30/UE	

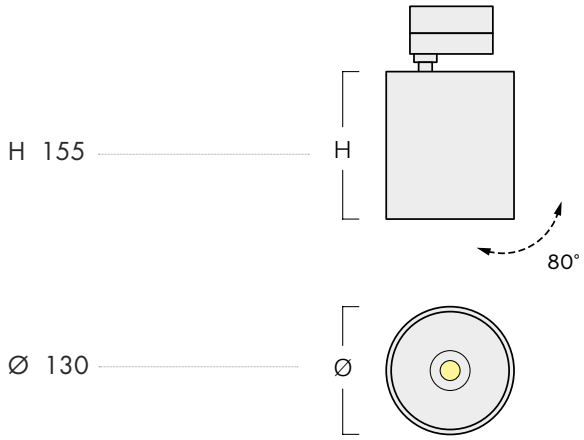

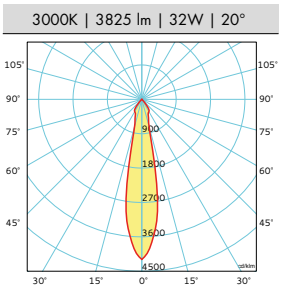

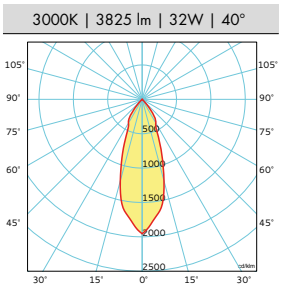

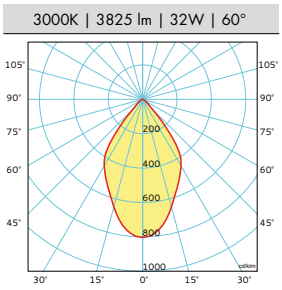

CRI ≥80 | A+ | CE | MAC ADAM 2 SDCM | 50k L80B10 | GR-1 | IP 20

DATI TECNICI /
TECHNICAL DATA

LAMP. K	mA	lm/IN	lm/OUT	W	B	Kg	m³	EL. COD	DALI COD
3000	750	3400	2782	28,00	20°	1,5	0,01	FD-C03759W11B	FD-C03759W12B
3000	750	3400	2785	28,00	40°	1,5	0,01	FD-C03759W31B	FD-C03759W32B
3000	750	3400	2796	28,00	60°	1,5	0,01	FD-C03759W41B	FD-C03759W42B
3000	850	3825	3130	32,00	20°	1,5	0,01	FD-C03859W11B	FD-C03859W12B
3000	850	3825	3134	32,00	40°	1,5	0,01	FD-C03859W31B	FD-C03859W32B
3000	850	3825	3145	32,00	60°	1,5	0,01	FD-C03859W41B	FD-C03859W42B

FL
MINI LEAN-1B



TIPI DI INSTALLAZIONE /
MOUNTINGS

Incasso, installazione a controsoffitto tramite molle a contrasto /
Built-in fitting, recessing by means of clips

CORPO / BODY	In pressofusione di alluminio verniciato di colore bianco.	In die-cast aluminium, painted white.
EMISSIONE LUMINOSA / LIGHT EMISSION	Diretta Simmetrica Orientabile	Direct Symmetric Adjustable
DISPOSITIVO OTTICO / OPTICAL DEVICE	Riflettore in alluminio anodizzato. Apertura del fascio luminoso 15° - 30°- 50°.	Reflector anodized aluminium. Emission angle beam 15° - 30° - 50°.
CABLAGGIO / WIRING	Classe I Alimentazione 220~240 V / 50-60 Hz	Class I Feeding 220~240 V / 50-60 Hz
SU RICHIESTA / VERSIONS ON REQUEST (ove possibile) (if possible)	Alimentatore elettronico dimmerabile DALI.	DALI dimmable electronic ballast.
NORMATIVE / REGULATIONS	EN 60598-1 EN 60598-2-2 EN 62031 Sicurezza fotobiologica delle lampade e sistemi di lampade, EN 62471; IEC/TR 62778. Rischio esente – GR 1	 Photobiological safety of lamps and lamp system EN 62471; IEC/TR 62778. Exempt risk – GR 1
DIRETTIVE / DIRECTIVES	2014/35/UE 2014/30/UE	

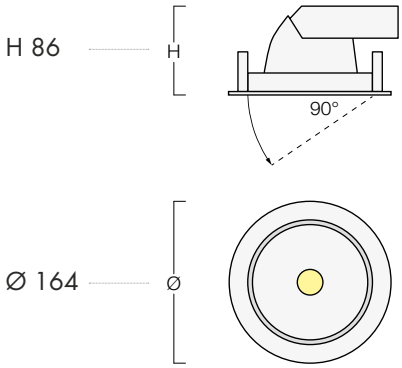

3000K | 1975 lm | 17W | 15°

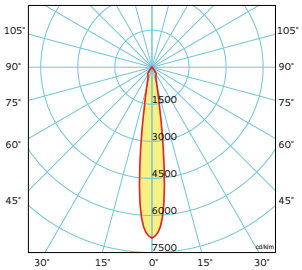

3000K | 1975 lm | 17W | 30°

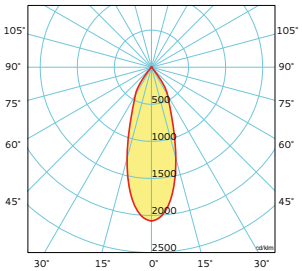

3000K | 1975 lm | 17W | 50°

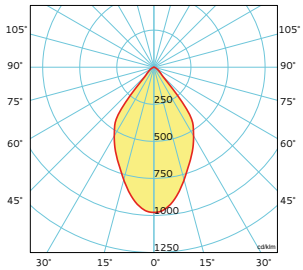

CRI ≥90 | A+ | CE | 50k L70B50 | GR-1 | IP 20

DATI TECNICI /
TECHNICAL DATA

LAMP. K	lm/IN	lm/OUT	W	Ø S	B	Kg	m³	EL. COD	DALI COD
3000	1975	1653	17,00	158	15°	1,40	0,01	FD-E04459W11B	FD-E04459W12B
3000	1975	1622	17,00	158	30°	1,40	0,01	FD-E04459W31B	FD-E04459W32B
3000	1975	1616	17,00	158	50°	1,40	0,01	FD-E04459W41B	FD-E04459W42B
3000	3500	2929	35,00	158	15°	1,40	0,01	FD-E04909W11B	FD-E04909W12B
3000	3500	2874	35,00	158	30°	1,40	0,01	FD-E04909W31B	FD-E04909W32B
3000	3500	2863	35,00	158	50°	1,40	0,01	FD-E04909W41B	FD-E04909W42B

FL
LEAN-2B



TIPI DI INSTALLAZIONE /
MOUNTINGS

Incasso, installazione a controsoffitto tramite molle a contrasto /
Built-in fitting, recessing by means of clips

CORPO / BODY	In pressofusione di alluminio verniciato di colore bianco.	In die-cast aluminium, painted white.
EMISSIONE LUMINOSA / LIGHT EMISSION	Diretta Simmetrica Orientabile	Direct Symmetric Adjustable
DISPOSITIVO OTTICO / OPTICAL DEVICE	Riflettore in alluminio anodizzato. Apertura del fascio luminoso 10° - 30°- 50°.	Reflector anodized aluminium. Emission angle beam 10° - 30° - 50°.
CABLAGGIO / WIRING	Classe I Alimentazione 220~240 V / 50-60 Hz	Class I Feeding 220~240 V / 50-60 Hz
SU RICHIESTA / VERSIONS ON REQUEST (ove possibile) (if possible)	Alimentatore elettronico dimmerabile DALI.	DALI dimmable electronic ballast.
NORMATIVE / REGULATIONS	EN 60598-1 EN 60598-2-2 EN 62031 Sicurezza fotobiologica delle lampade e sistemi di lampade, EN 62471; IEC/TR 62778. Rischio esente – GR 1	 Photobiological safety of lamps and lamp system EN 62471; IEC/TR 62778. Exempt risk – GR 1
DIRETTIVE / DIRECTIVES	2014/35/UE 2014/30/UE	

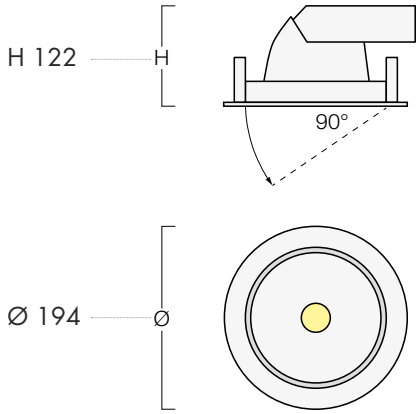

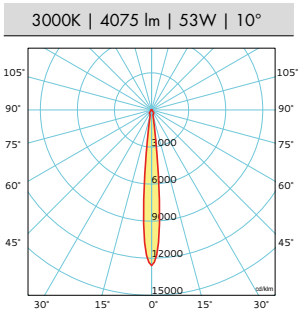

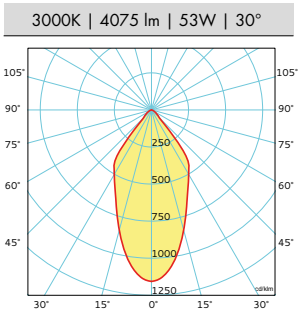

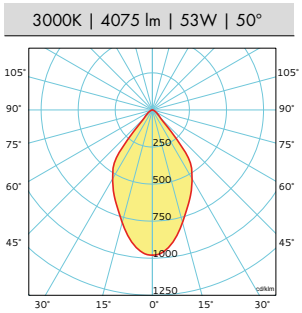

CRI ≥90 | A+ | CE | 50k L70B50 | GR-1 | IP 20

DATI TECNICI /
TECHNICAL DATA

LAMP. K	lm/IN	lm/OUT	W	Ø S	B	Kg	m³	EL. COD	DALI COD
3000	4075	3364	53,00	185	10°	1,80	0,01	FD-E00109W11B	FD-E00109W12B
3000	4075	3203	53,00	185	30°	1,80	0,01	FD-E00109W31B	FD-E00109W32B
3000	4075	3271	53,00	185	50°	1,80	0,01	FD-E00109W41B	FD-E00109W42B
3000	5750	4746	55,00	185	10°	1,80	0,01	FD-E00149W11B	FD-E00149W12B
3000	5750	4520	55,00	185	30°	1,80	0,01	FD-E00149W31B	FD-E00149W32B
3000	5750	4616	55,00	185	50°	1,80	0,01	FD-E00149W41B	FD-E00149W42B

INDICE / INDEX

FARETTI A SOSPENSIONE - PLAFONE - INCASSO /
SUSPENSION - CEILING - RECESSED SPOTLIGHTS



FL
MINI LEAN-1B 204



FL
LEAN-2B 206

SALERNO ROUND
8882 210

SALERNO SQUARE
8883 212



FI
7310 218



FI
7311 219



FIRST SINGLE DL 222



FIRST DUO DL 226



FIRST TRIO DL 230

MILANO ROUND
8872 234

MILANO SQUARE
8873 236



SOFIA
5150 240



GIOTTO 50
7625 244



FL
7431 248



FL MINI LEAN - FL LEAN

LIVAL

APPLICAZIONE / APPLICATION

AREA COMMERCIALE /
COMMERCIAL AREA

CORRIDOIO PUBBLICO /
PUBLIC CORRIDOR

LOCALE PUBBLICO /
PUBLIC HALL

LOCALE RESIDENZIALE /
RESIDENTIAL HALL

NEGOZIO /
SHOP

GRANDI AREE COMMERCIALI /
LARGE COMMERCIAL AREAS





FL MINI LEAN - FL LEAN



FL

MINI LEAN-1B

TIPI DI INSTALLAZIONE /
MOUNTINGS

Incasso, installazione a controsoffitto tramite molle a contrasto /
Built-in fitting, recessing by means of clips

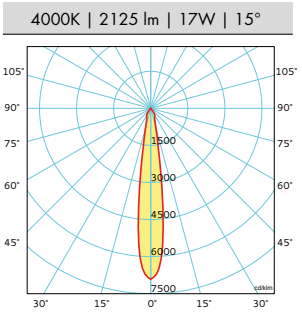

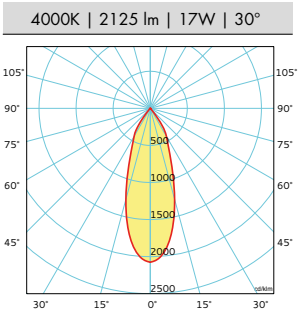

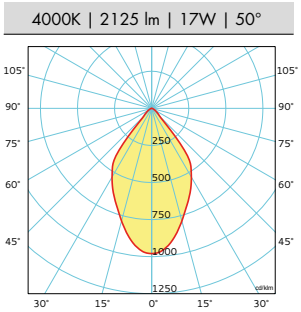

CORPO / BODY	In pressofusione di alluminio verniciato di colore bianco.	in die-cast aluminium, painted white.
EMISSIONE LUMINOSA / LIGHT EMISSION	Diretta Simmetrica Orientabile	Direct Symmetric Adjustable
DISPOSITIVO OTTICO / OPTICAL DEVICE	Riflettore in alluminio anodizzato. Apertura del fascio luminoso 15° - 30°- 50°.	Reflector anodized aluminium. Emission angle beam 15° - 30° - 50°.
CABLAGGIO / WIRING	Classe I Alimentazione 220~240 V / 50-60 Hz	Class I Feeding 220~240 V / 50-60 Hz

DATI TECNICI /
TECHNICAL DATA

LAMP. K	lm/IN	lm/OUT	W	Ø S	B	Kg	m^3	EL. COD	DALI COD
3000	1975	1653	17,0	158	15°	1,40	0,01	E04459W11B	E04459W12B
3000	1975	1622	17,0	158	30°	1,40	0,01	E04459W31B	E04459W32B
3000	1975	1616	17,0	158	50°	1,40	0,01	E04459W41B	E04459W42B
3000	3500	2929	35,0	158	15°	1,40	0,01	E04909W11B	E04909W12B
3000	3500	2874	35,0	158	30°	1,40	0,01	E04909W31B	E04909W32B
3000	3500	2863	35,0	158	50°	1,40	0,01	E04909W41B	E04909W42B

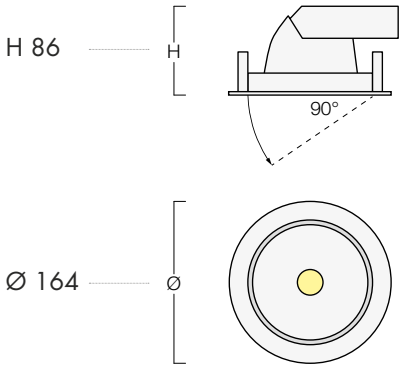

CRI ≥90 | A+ | CE | 50k L70B50 | GR-1 | IP 20

SU RICHIESTA / VERSIONS ON REQUEST (ove possibile) (if possible)	Alimentatore elettronico dimmerabile DALI.	DALI dimmable electronic ballast.
NORMATIVE / REGULATIONS	EN 60598-1 EN 60598-2-2 EN 62031 Sicurezza fotobiologica delle lampade e sistemi di lampade, EN 62471; IEC/TR 62778. Rischio esente – GR 1	 Photobiological safety of lamps and lamp system EN 62471; IEC/TR 62778. Exempt risk – GR 1
DIRETTIVE / DIRECTIVES	2014/35/UE 2014/30/UE	

LAMP. K	lm/IN	lm/OUT	W	Ø S	B	Kg	m³	EL. COD	DALI COD
4000	2125	1778	17,0	158	15°	1,40	0,01	E04459N11B	E04459N12B
4000	2125	1745	17,0	158	30°	1,40	0,01	E04459N31B	E04459N32B
4000	2125	1739	17,0	158	50°	1,40	0,01	E04459N41B	E04459N42B
4000	3750	3138	35,0	158	15°	1,40	0,01	E04909N11B	E04909N12B
4000	3750	3079	35,0	158	30°	1,40	0,01	E04909N31B	E04909N32B
4000	3750	3068	35,0	158	50°	1,40	0,01	E04909N41B	E04909N42B



FL

LEAN-2B

TIPI DI INSTALLAZIONE /
MOUNTINGS

Incasso, installazione a controsoffitto
tramite molle a contrasto /
Built-in fitting, recessing by means of clips

4000K | 4350 lm | 53W | 15°

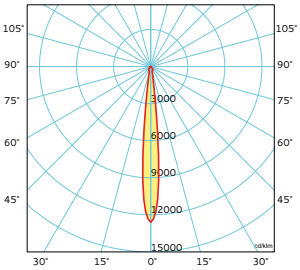

4000K | 4350 lm | 53W | 30°

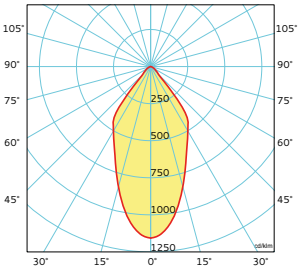

4000K | 4350 lm | 53W | 50°

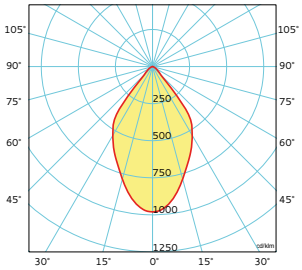

CORPO / BODY	In pressofusione di alluminio verniciato di colore bianco.	In die-cast aluminium, painted white.
EMISSIONE LUMINOSA / LIGHT EMISSION	Diretta Simmetrica Orientabile	Direct Symmetric Adjustable
DISPOSITIVO OTTICO / OPTICAL DEVICE	Riflettore in alluminio anodizzato. Apertura del fascio luminoso 10° - 30°- 50°.	Reflector anodized aluminium. Emission angle beam 10° - 30° - 50°.
CABLAGGIO / WIRING	Classe I Alimentazione 220~240 V / 50-60 Hz	Class I Feeding 220~240 V / 50-60 Hz

DATI TECNICI /
TECHNICAL DATA

LAMP. K	lm/IN	lm/OUT	W	Ø S	B	Kg	m^3	EL. COD	DALI COD
3000	4075	3364	53,0	185	10°	1,80	0,01	E00109W11B	E00109W12B
3000	4075	3203	53,0	185	30°	1,80	0,01	E00109W31B	E00109W32B
3000	4075	3271	53,0	185	50°	1,80	0,01	E00109W41B	E00109W42B
3000	5750	4746	55,0	185	10°	1,80	0,01	E00149W11B	E00149W12B
3000	5750	4520	55,0	185	30°	1,80	0,01	E00149W31B	E00149W32B
3000	5750	4616	55,0	185	50°	1,80	0,01	E00149W41B	E00149W42B

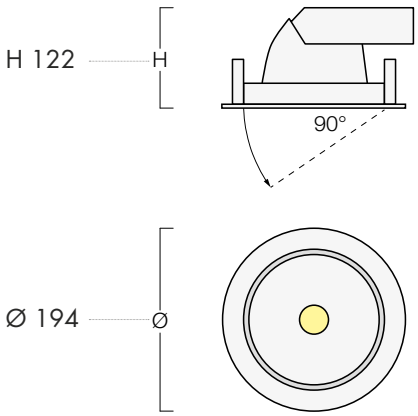

CRI ≥90 | A+ | CE | 50k L70B50 | GR-1 | IP 20

SU RICHIESTA / VERSIONS ON REQUEST (ove possibile) (if possible)	Alimentatore elettronico dimmerabile DALI.	DALI dimmable electronic ballast.
NORMATIVE / REGULATIONS	EN 60598-1 EN 60598-2-2 EN 62031 Sicurezza fotobiologica delle lampade e sistemi di lampade, EN 62471; IEC/TR 62778. Rischio esente – GR 1	 Photobiological safety of lamps and lamp system EN 62471; IEC/TR 62778. Exempt risk – GR 1
DIRETTIVE / DIRECTIVES	2014/35/UE 2014/30/UE	

LAMP. K	lm/IN	lm/OUT	W	Ø S	B	Kg	m³	EL. COD	DALI COD
4000	4350	3591	53,0	185	10°	1,80	0,01	E00109N11B	E00109N12B
4000	4350	3420	53,0	185	30°	1,80	0,01	E00109N31B	E00109N32B
4000	4350	3492	53,0	185	50°	1,80	0,01	E00109N41B	E00109N42B
4000	6125	5056	55,0	185	10°	1,80	0,01	E00149N11B	E00149N12B
4000	6125	4815	55,0	185	30°	1,80	0,01	E00149N31B	E00149N32B
4000	6125	4917	55,0	185	50°	1,80	0,01	E00149N41B	E00149N42B

SALERNO

APPLICAZIONE / APPLICATION

AREA COMMERCIALE /
COMMERCIAL AREA

CORRIDOIO PUBBLICO /
PUBLIC CORRIDOR

LOCALE PUBBLICO /
PUBLIC HALL

LOCALE RESIDENZIALE /
RESIDENTIAL HALL

NEGOZIO /
SHOP





SALERNO

SALERNO ROUND
8882

TIPI DI INSTALLAZIONE /
MOUNTINGS

Incasso, installazione a controsoffitto
tramite molle a contrasto /
Built-in fitting, recessing by means of clips

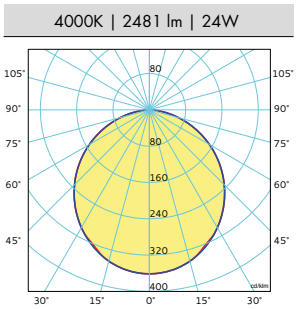

CORPO / BODY	In pressofusione di alluminio verniciato di colore bianco.	In die-cast aluminium, painted white.
EMISSIONE LUMINOSA / LIGHT EMISSION	Diretta Simmetrica	Direct Symmetric
DISPOSITIVO OTTICO / OPTICAL DEVICE	Diffusore in metacrilato opale.	Diffuser in opal methacrylate, thermoformed in one piece.
CABLAGGIO / WIRING	Classe II Alimentazione (LED driver remoto) 100~240 V / 50-60 Hz	Class II Feeding (independent led driver) 100~240 V / 50-60 Hz
SU RICHIESTA / VERSIONS ON REQUEST (ove possibile) (if possible)	Alimentatore elettronico dimmerabile PUSH. Alimentatore elettronico dimmerabile 1-10V. Alimentatore elettronico dimmerabile DALI. Ra 90.	Dimmable electronic ballast PUSH. Dimmable electronic ballast 1-10V. DALI dimmable electronic ballast. Ra 90.

DATI TECNICI /
TECHNICAL DATA

LAMP. K	mA	lm/IN	lm/OUT	W	Ø	H'	Ø S
3000	300	1021	796	12,00	170	2	155
4000	300	1045	815	12,00	170	2	155
3000	300	1817	1417	18,00	225	2	205
4000	300	1890	1474	18,00	225	2	205
3000	500	2433	1898	24,00	295	2	280
4000	500	2481	1935	24,00	295	2	280

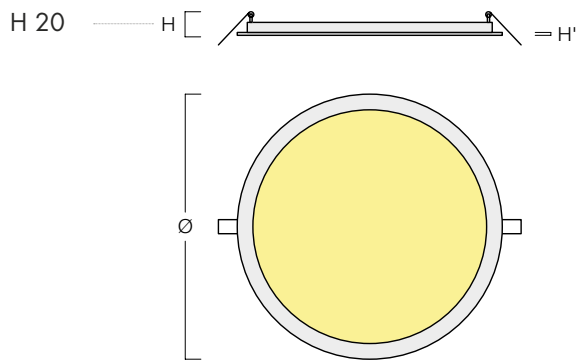

ACCESSORI / ACCESSORIES pag. 423

6390LED501H	Kit per luce d'emergenza per power LED e moduli LED.	Emergency lighting kit for power LED and LED modules.

NORMATIVE / REGULATIONS

EN 60598-1
EN 60598-2-2
EN 62031
Sicurezza fotobiologica delle lampade e sistemi di lampade, EN 62471; IEC/TR 62778.

Photobiological safety of lamps and lamp system EN 62471; IEC/TR 62778.

Rischio esente – GR 0

Exempt risk – GR 0

DIRETTIVE / DIRECTIVES

2014/35/UE
2014/30/UE

Ø 170 **Ø 225** **Ø 295**

LAMP. K	Kg	m^3	EL. COD	DALI COD	EL. + EME COD
3000	0,35	0,001	88823WW0170E0B0	88823WW0170DDB0	S.R.
4000	0,35	0,001	88823NW0170E0B0	88823NW0170DDB0	S.R.
3000	0,50	0,002	88823WW0225E0B0	88823WW0225DDB0	S.R.
4000	0,50	0,002	88823NW0225E0B0	88823NW0225DDB0	S.R.
3000	0,85	0,003	88823WW0295E0B0	88823WW0295DDB0	S.R.
4000	0,85	0,003	88823NW0295E0B0	88823NW0295DDB0	S.R.

SALERNO SQUARE
8883

TIPI DI INSTALLAZIONE /
MOUNTINGS

Incasso, installazione a controsoffitto
tramite molle a contrasto /
Built-in fitting, recessing by means of clips



4000K | 2014 lm | 24W

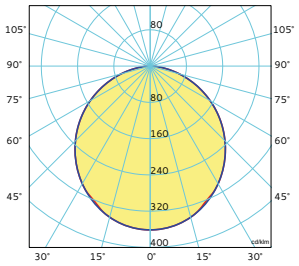

CORPO / BODY	In pressofusione di alluminio verniciato di colore bianco.	In die-cast aluminium, painted white.
EMISSIONE LUMINOSA / LIGHT EMISSION	Diretta Simmetrica 	Direct Symmetric
DISPOSITIVO OTTICO / OPTICAL DEVICE	Diffusore in metacrilato opale.	Diffuser in opal methacrylate, thermoformed in one piece.
CABLAGGIO / WIRING	Classe II Alimentazione (LED driver remoto) 100~240 V / 50-60 Hz	Class II Feeding (independent led driver) 100~240 V / 50-60 Hz
SU RICHIESTA / VERSIONS ON REQUEST (ove possibile) (if possible)	Alimentatore elettronico dimmerabile PUSH. Alimentatore elettronico dimmerabile 1-10V. Alimentatore elettronico dimmerabile DALI. Ra 90.	Dimmable electronic ballast PUSH. Dimmable electronic ballast 1-10V. DALI dimmable electronic ballast. Ra 90.

DATI TECNICI /
TECHNICAL DATA

LAMP. K	mA	lm/IN	lm/OUT	W	D/L	2H'	S'
3000	300	1094	853	12,00	170	2	155
4000	300	1162	906	12,00	170	2	155
3000	300	1729	1349	18,00	220	2	205
4000	300	1840	1435	18,00	220	2	205
3000	500	1962	1530	24,00	300	2	280
4000	500	2014	1571	24,00	300	2	280

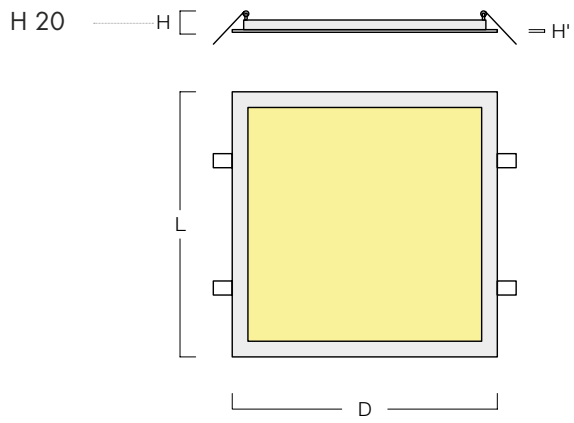

CRI ≥80 | A+ | CE | 50k L70B50 | GR-0 | IP 43

ACCESSORI / ACCESSORIES pag. 423

6390LED501H Kit per luce d'emergenza per power LED e moduli LED.

Emergency lighting kit for power LED and LED modules.

NORMATIVE / REGULATIONS

EN 60598-1
EN 60598-2-2
EN 62031
Sicurezza fotobiologica delle lampade e sistemi di lampade, EN 62471; IEC/TR 62778.

Photobiological safety of lamps and lamp system EN 62471; IEC/TR 62778.

Rischio esente – GR 0

Exempt risk – GR 0

DIRETTIVE / DIRECTIVES

2014/35/UE
2014/30/UE

170x170 **220x220** **300x300**

LAMP. K	Kg	m³	EL. COD	DALI COD	EL. + EME COD
3000	0,50	0,001	88833WW0170E0B0	88833WW0170DDB0	S.R.
4000	0,50	0,001	88823NW0170E0B0	88823NW0170DDB0	S.R.
3000	0,80	0,002	88833WW0220E0B0	88833WW0220DDB0	S.R.
4000	0,80	0,002	88833NW0220E0B0	88833NW0220DDB0	S.R.
3000	1,30	0,003	88833WW0300E0B0	88833WW0300DDB0	S.R.
4000	1,30	0,003	88833NW0300E0B0	88833NW0300DDB0	S.R.

FI

APPLICAZIONE / APPLICATION

CORRIDOIO PUBBLICO /
PUBLIC CORRIDOR

CUCINA /
KITCHEN

LOCALE PUBBLICO /
PUBLIC HALL

LOCALE RESIDENZIALE /
RESIDENTIAL HALL

NEGOZIO /
SHOP





FI

FI





TIPI DI INSTALLAZIONE /
MOUNTINGS

Incasso, installazione a controsoffitto
tramite molle a contrasto /
Built-in fitting, recessing by means of clips



CORPO / BODY	In lamiera d'acciaio, verniciato con polveri epossipoliestere SOLVENT FREE di colore bianco, termoindurenti a 180°C, con pretrattamento superficiale di fosfatazione.	In sheet steel, painted with SOLVENT-FREE, metallised grey epoxy polyester powders, thermosetting at 180°C, after phosphate treatment.
EMISSIONE LUMINOSA / LIGHT EMISSION	Diretta Simmetrica 	Direct Symmetric
DISPOSITIVO OTTICO / OPTICAL DEVICE	Riflettore in lamiera d'acciaio, verniciato di colore bianco.	Reflector in sheet steel, white.
CABLAGGIO / WIRING	Classe II Alimentazione (LED driver remoto) 220~240 V / 50-60 Hz	Class II Feeding (independent LED driver) 220~240 V / 50-60 Hz
SU RICHIESTA / VERSIONS ON REQUEST (ove possibile) (if possible)	Ra 90.	Ra 90.
NORMATIVE / REGULATIONS	EN 60598-1 EN 60598-2-2 EN 62031 Sicurezza fotobiologica delle lampade e sistemi di lampade, EN 62471; IEC/TR 62778.	Photobiological safety of lamps and lamp system EN 62471; IEC/TR 62778.
DIRETTIVE / DIRECTIVES	2014/35/UE 2014/30/UE	





FI
7310

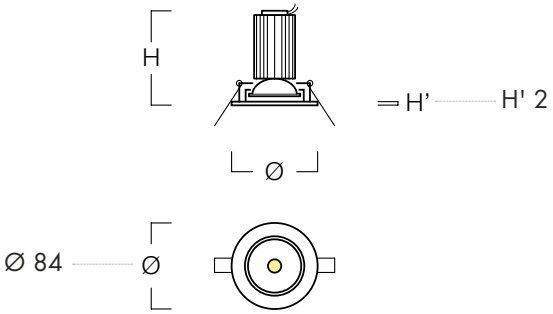

1000 lm

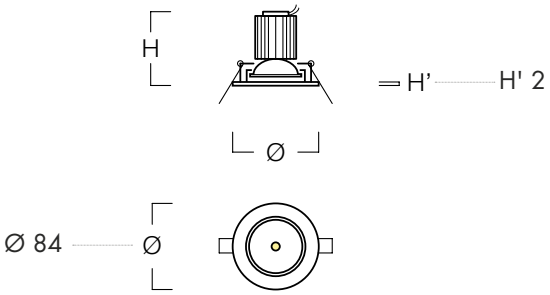

600 lm

4000K | 1553 lm | 12.3W

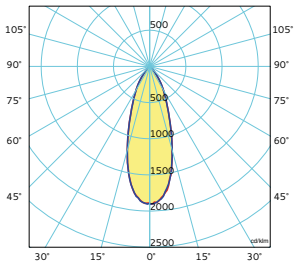

CRI ≥80 | A+ | A++ | CE | MAC ADAM 3 SDCM | 50k L80B10 | IP 20

DATI TECNICI /
TECHNICAL DATA

LAMP. K	mA	lm/IN	lm/OUT	W	B	H	Ø S	Kg	m³	EL. COD	DALI COD
3000	250	1106	894	8,50	25°	72	74	0,30	0,001	731038300625E0B	731038300625DDB
4000	250	1160	938	8,50	25°	72	74	0,30	0,001	731038400625E0B	731038400625DDB
3000	250	1106	905	8,50	36°	72	74	0,30	0,001	731038300636E0B	731038300636DDB
4000	250	1160	949	8,50	36°	72	74	0,30	0,001	731038400636E0B	731038400636DDB
3000	350	1547	1251	12,30	25°	92	74	0,30	0,001	731038301025E0B	731038301025DDB
4000	350	1553	1256	12,30	25°	92	74	0,30	0,001	731038401025E0B	731038401025DDB
3000	350	1547	1266	12,30	34°	92	74	0,30	0,001	731038301034E0B	731038301034DDB
4000	350	1553	1271	12,30	34°	92	74	0,30	0,001	731038401034E0B	731038401034DDB
3000	350	1258	1017	12,30	25°	92	74	0,30	0,001	731039301025E0B	731039301025DDB
4000	350	1330	1076	12,30	25°	92	74	0,30	0,001	731039401025E0B	731039401025DDB
3000	350	1258	1030	12,30	34°	92	74	0,30	0,001	731039301034E0B	731039301034DDB
4000	350	1330	1089	12,30	34°	92	74	0,30	0,001	731039401034E0B	731039401034DDB



FI
7311

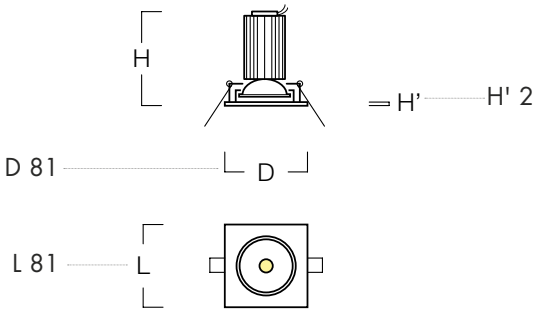

1000 lm

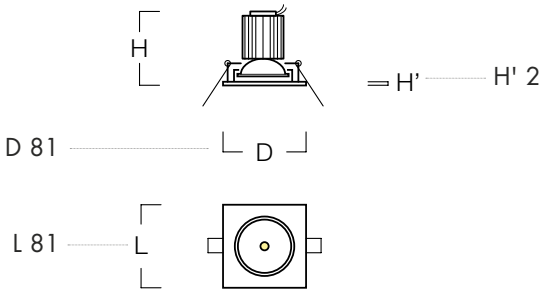

600 lm

4000K | 1553 lm | 12.3W

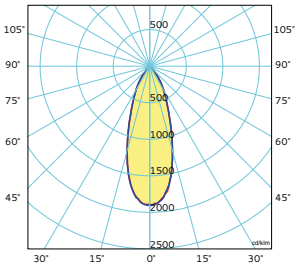

CRI ≥80 | A+ | A++ | CE | MAC ADAM 3 SDCM | 50k L80B10 | IP 20

DATI TECNICI /
TECHNICAL DATA

LAMP. K	mA	lm/IN	lm/OUT	W	B	H	Ø S	Kg	m³	EL. COD	DALI COD
3000	250	1106	894	8,50	25°	72	74	0,30	0,001	731138300625E0B	731138300625DDB
4000	250	1160	938	8,50	25°	72	74	0,30	0,001	731138400625E0B	731138400625DDB
3000	250	1106	905	8,50	36°	72	74	0,30	0,001	731138300636E0B	731138300636DDB
4000	250	1160	949	8,50	36°	72	74	0,30	0,001	731138400636E0B	731138400636DDB
3000	350	1547	1251	12,30	25°	92	74	0,30	0,001	731138301025E0B	731138301025DDB
4000	350	1553	1256	12,30	25°	92	74	0,30	0,001	731138401025E0B	731138401025DDB
3000	350	1547	1266	12,30	34°	92	74	0,30	0,001	731138301034E0B	731138301034DDB
4000	350	1553	1271	12,30	34°	92	74	0,30	0,001	731138401034E0B	731138401034DDB
3000	350	1258	1017	12,30	25°	92	74	0,30	0,001	731139301025E0B	731139301025DDB
4000	350	1330	1076	12,30	25°	92	74	0,30	0,001	731139401025E0B	731139401025DDB
3000	350	1258	1030	12,30	34°	92	74	0,30	0,001	731139301034E0B	731139301034DDB
4000	350	1330	1089	12,30	34°	92	74	0,30	0,001	731139401034E0B	731139401034DDB

FIRST SINGLE

LIVAL

APPLICAZIONE / APPLICATION

AREA COMMERCIALE /
COMMERCIAL AREA

LOCALE PUBBLICO /
PUBLIC HALL

NEGOZIO /
SHOP

GRANDI AREE COMMERCIALI /
LARGE COMMERCIAL AREAS

SUPERMERCATI /
SUPERMARKET





FIRST SINGLE

FIRST SINGLE



TIPI DI INSTALLAZIONE /
MOUNTINGS

Incasso /
Built-in fitting



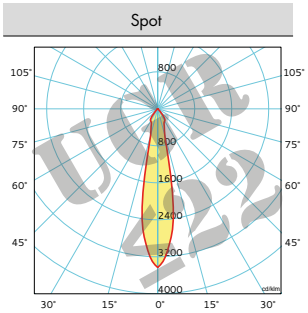

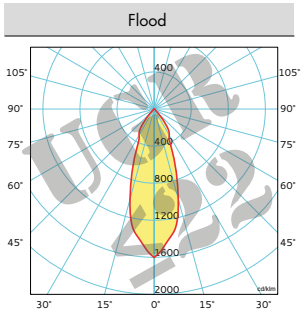

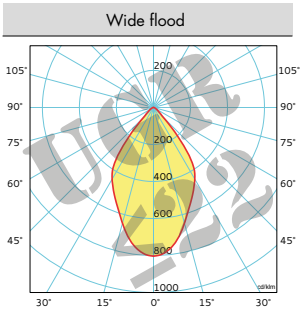

CORPO / BODY	In alluminio pressofuso verniciato a polvere.	In die-cast aluminum.
EMISSIONE LUMINOSA / LIGHT EMISSION	Diretta Simmetrica Orientabile	Direct Symmetric Adjustable
DISPOSITIVO OTTICO / OPTICAL DEVICE	Riflettori in alluminio anodizzato intercambiabili Spot 20° Flood 40° Wide flood 60°	Reflectors in anodized aluminum interchangeable Spot 20° Flood 40° Wide flood 60°
CABLAGGIO / WIRING	Classe I Alimentazione 220~240V Ac 50-60 Hz	Class I Feeding 220~240 V / 50-60 Hz
SU RICHIESTA / VERSIONS ON REQUEST (ove possibile) (if possible)	Alimentatore elettronico dimmerabile DALI.	DALI dimmable electronic ballast.
NORMATIVE / REGULATIONS	EN 60598-1 EN 60598-2-2 EN 62031 Sicurezza fotobiologica delle lampade e sistemi di lampade, EN 62471; IEC/TR 62778. Rischio esente – GR 0	 Photobiological safety of lamps and lamp system EN 62471; IEC/TR 62778. Exempt risk – GR 0
DIRETTIVE / DIRECTIVES	2014/35/UE 2014/30/UE	

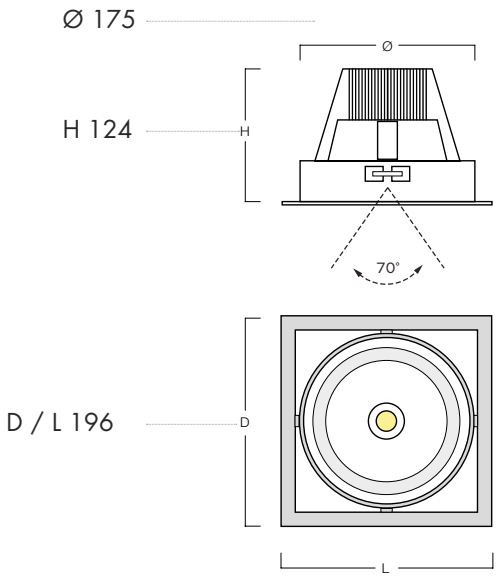

CRI ≥90 · A+ · CE · MAC ADAM 2 SDCM · GR-0 · 50k L80B10 · IP 20

DATI TECNICI /
TECHNICAL DATA

LAMP. K	lm/IN	lm/OUT	W	S/S'	B	Kg	m³	EL. COD	DALI COD
3000	2525	2162	20,00	175	20°	1,50	0,005	LS1559W11B	LS1559W12B
3000	2525	2164	20,00	175	40°	1,50	0,005	LS1559W31B	LS1559W32B
3000	2525	2173	20,00	175	60°	1,50	0,005	LS1559W51B	LS1559W52B
4000	2850	2440	20,00	175	20°	1,50	0,005	LS1559N11B	LS1559N12B
4000	2850	2443	20,00	175	40°	1,50	0,005	LS1559N31B	LS1559N32B
4000	2850	2452	20,00	175	60°	1,50	0,005	LS1559N51B	LS1559N52B
3000	3775	3232	32,00	175	20°	1,50	0,005	LS1859W11B	LS1859W12B
3000	3775	3236	32,00	175	40°	1,50	0,005	LS1859W31B	LS1859W32B
3000	3775	3248	32,00	175	60°	1,50	0,005	LS1859W51B	LS1859W52B
4000	4250	3639	32,00	175	20°	1,50	0,005	LS1859N11B	LS1859N12B
4000	4250	3643	32,00	175	40°	1,50	0,005	LS1859N31B	LS1859N32B
4000	4250	3657	32,00	175	60°	1,50	0,005	LS1859N51B	LS1859N52B
3000	5850	5009	55,00	175	20°	1,50	0,005	LS1149W11B	LS1149W12B
3000	5850	5014	55,00	175	40°	1,50	0,005	LS1149W31B	LS1149W32B
3000	5850	5033	55,00	175	60°	1,50	0,005	LS1149W51B	LS1149W52B
4000	6600	5651	55,00	175	20°	1,50	0,005	LS1149N11B	LS1149N12B
4000	6600	5657	55,00	175	40°	1,50	0,005	LS1149N31B	LS1149N32B
4000	6600	5679	55,00	175	60°	1,50	0,005	LS1149N51B	LS1149N52B

FIRST DUO

LIVAL

APPLICAZIONE / APPLICATION

AREA COMMERCIALE /
COMMERCIAL AREA

LOCALE PUBBLICO /
PUBLIC HALL

NEGOZIO /
SHOP

GRANDI AREE COMMERCIALI /
LARGE COMMERCIAL AREAS

SUPERMERCATI /
SUPERMARKET





FIRST DUO

FIRST DUO



TIPI DI INSTALLAZIONE /
MOUNTINGS

Incasso /
Built-in fitting



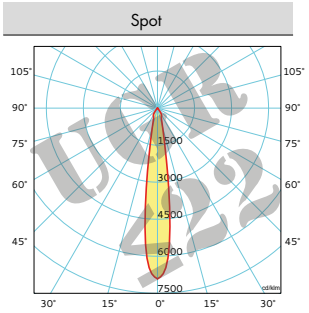

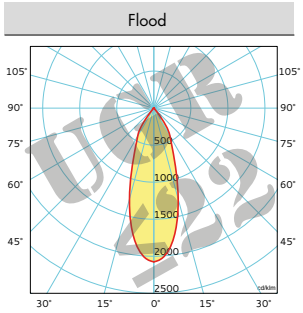

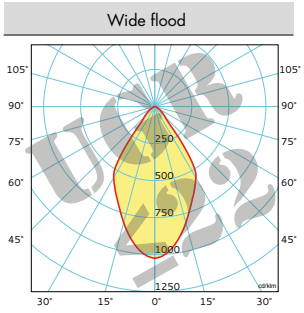

CORPO / BODY	In alluminio pressofuso verniciato a polvere.	In die-cast aluminum.
EMISSIONE LUMINOSA / LIGHT EMISSION	Diretta Simmetrica Orientabile 	Direct Symmetric Adjustable
DISPOSITIVO OTTICO / OPTICAL DEVICE	Riflettori in alluminio anodizzato intercambiabili Spot 20° Flood 40° Wide flood 60°	Reflectors in anodized aluminum interchangeable Spot 20° Flood 40° Wide flood 60°
CABLAGGIO / WIRING	Classe I Alimentazione 220~240V Ac 50-60 Hz	Class I Feeding 220~240 V / 50-60 Hz
SU RICHIESTA / VERSIONS ON REQUEST (ove possibile) (if possible)	Alimentatore elettronico dimmerabile DALI.	DALI dimmable electronic ballast.
NORMATIVE / REGULATIONS	EN 60598-1 EN 60598-2-2 EN 62031 Sicurezza fotobiologica delle lampade e sistemi di lampade, EN 62471; IEC/TR 62778. Rischio esente – GR 0	 Photobiological safety of lamps and lamp system EN 62471; IEC/TR 62778. Exempt risk – GR 0
DIRETTIVE / DIRECTIVES	2014/35/UE 2014/30/UE	

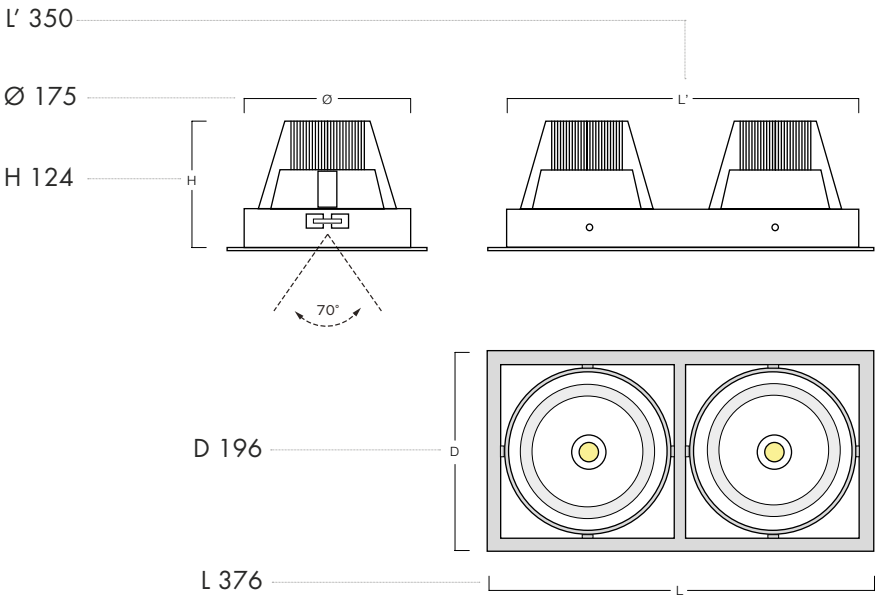

DATI TECNICI /
TECHNICAL DATA

LAMP. K	lm/IN	lm/OUT	W	S	S'	B	Kg	m³	EL. COD	DALI COD
3000	5050	4324	40,00	350	175	20°	3,00	0,010	LD1559W11B	LD1559W12B
3000	5050	4329	40,00	350	175	40°	3,00	0,010	LD1559W31B	LD1559W32B
3000	5050	4345	40,00	350	175	60°	3,00	0,010	LD1559W51B	LD1559W52B
4000	5700	4880	40,00	350	175	20°	3,00	0,010	LD1559N11B	LD1559N12B
4000	5700	4886	40,00	350	175	40°	3,00	0,010	LD1559N31B	LD1559N32B
4000	5700	4904	40,00	350	175	60°	3,00	0,010	LD1559N51B	LD1559N52B
3000	7550	6464	64,00	350	175	20°	3,00	0,010	LD1859W11B	LD1859W12B
3000	7550	6471	64,00	350	175	40°	3,00	0,010	LD1859W31B	LD1859W32B
3000	7550	6496	64,00	350	175	60°	3,00	0,010	LD1859W51B	LD1859W52B
4000	8500	72778	64,00	350	175	20°	3,00	0,010	LD1859N11B	LD1859N12B
4000	8500	7286	64,00	350	175	40°	3,00	0,010	LD1859N31B	LD1859N32B
4000	8500	7313	64,00	350	175	60°	3,00	0,010	LD1859N51B	LD1859N52B
3000	11700	10017	110,00	350	175	20°	3,00	0,010	LD1149W11B	LD1149W12B
3000	11700	10028	110,00	350	175	40°	3,00	0,010	LD1149W31B	LD1149W32B
3000	11700	10067	110,00	350	175	60°	3,00	0,010	LD1149W51B	LD1149W52B
4000	13200	11302	110,00	350	175	20°	3,00	0,010	LD1149N11B	LD1149N12B
4000	13200	11314	110,00	350	175	40°	3,00	0,010	LD1149N31B	LD1149N32B
4000	13200	11357	110,00	350	175	60°	3,00	0,010	LD1149N51B	LD1149N52B

FIRST TRIO

LIVAL

APPLICAZIONE / APPLICATION

AREA COMMERCIALE /
COMMERCIAL AREA

LOCALE PUBBLICO /
PUBLIC HALL

NEGOZIO /
SHOP

GRANDI AREE COMMERCIALI /
LARGE COMMERCIAL AREAS

SUPERMERCATI /
SUPERMARKET





FIRST TRIO

FIRST TRIO



TIPI DI INSTALLAZIONE /
MOUNTINGS

Incasso /
Built-in fitting



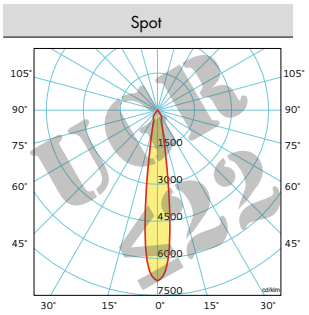

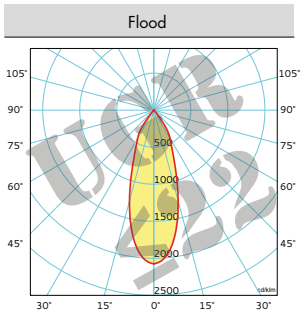

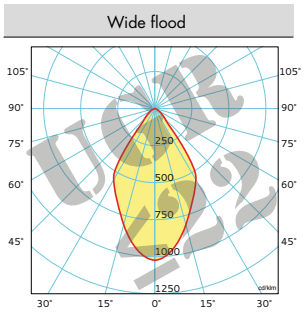

CORPO / BODY	In alluminio pressofuso verniciato a polvere.	In die-cast aluminum.
EMISSIONE LUMINOSA / LIGHT EMISSION	Diretta Simmetrica Orientabile 	Direct Symmetric Adjustable
DISPOSITIVO OTTICO / OPTICAL DEVICE	Riflettori in alluminio anodizzato intercambiabili Spot 20° Flood 40° Wide flood 60°	Reflectors in anodized aluminum interchangeable Spot 20° Flood 40° Wide flood 60°
CABLAGGIO / WIRING	Classe I Alimentazione 220~240V Ac 50-60 Hz	Class I Feeding 220~240 V / 50-60 Hz
SU RICHIESTA / VERSIONS ON REQUEST (ove possibile) (if possible)	Alimentatore elettronico dimmerabile DALI. .	DALI dimmable electronic ballast..
NORMATIVE / REGULATIONS	EN 60598-1 EN 60598-2-2 EN 62031 Sicurezza fotobiologica delle lampade e sistemi di lampade, EN 62471; IEC/TR 62778. Rischio esente – GR 0	 Photobiological safety of lamps and lamp system EN 62471; IEC/TR 62778. Exempt risk – GR 0
DIRETTIVE / DIRECTIVES	2014/35/UE 2014/30/UE	

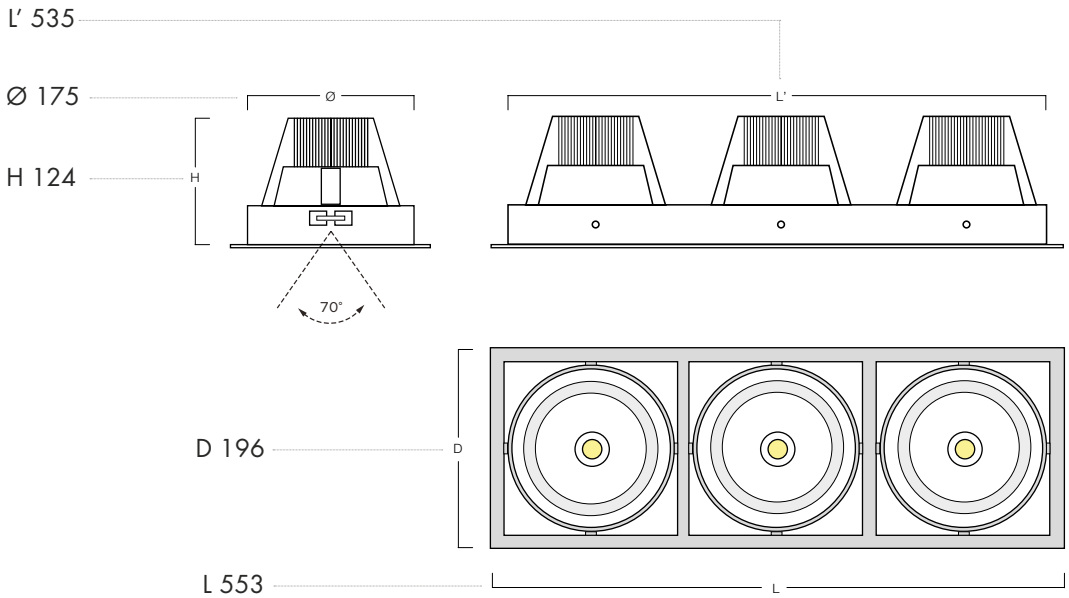

CRI ≥90 | A+ | CE | MAC ADAM 2 SDCM | GR-0 | 50k L80B10 | IP 20

DATI TECNICI /
TECHNICAL DATA

LAMP. K	lm/IN	lm/OUT	W	S	S'	B	Kg	m³	EL. COD	DALI COD
3000	7575	6486	60,00	535	175	20°	4,50	0,015	LT1559W11B	LT1559W12B
3000	7575	6493	60,00	535	175	40°	4,50	0,015	LT1559W31B	LT1559W32B
3000	7575	6518	60,00	535	175	60°	4,50	0,015	LT1559W51B	LT1559W52B
4000	8550	7320	60,00	535	175	20°	4,50	0,015	LT1559N11B	LT1559N12B
4000	8550	7329	60,00	535	175	40°	4,50	0,015	LT1559N31B	LT1559N32B
4000	8550	7356	60,00	535	175	60°	4,50	0,015	LT1559N51B	LT1559N52B
3000	11325	9696	96,00	535	175	20°	4,50	0,015	LT1859W11B	LT1859W12B
3000	11325	9707	96,00	535	175	40°	4,50	0,015	LT1859W31B	LT1859W32B
3000	11325	9744	96,00	535	175	60°	4,50	0,015	LT1859W51B	LT1859W52B
4000	12750	10916	96,00	535	175	20°	4,50	0,015	LT1859N11B	LT1859N12B
4000	12750	10928	96,00	535	175	40°	4,50	0,015	LT1859N31B	LT1859N32B
4000	12750	10970	96,00	535	175	60°	4,50	0,015	LT1859N51B	LT1859N52B
3000	17550	15026	165,00	535	175	20°	4,50	0,015	LT1149W11B	LT1149W12B
3000	17550	15043	165,00	535	175	40°	4,50	0,015	LT1149W31B	LT1149W32B
3000	17550	15100	165,00	535	175	60°	4,50	0,015	LT1149W51B	LT1149W52B
4000	19800	16952	165,00	535	175	20°	4,50	0,015	LT1149N11B	LT1149N12B
4000	19800	16971	165,00	535	175	40°	4,50	0,015	LT1149N31B	LT1149N32B
4000	19800	17036	165,00	535	175	60°	4,50	0,015	LT1149N51B	LT1149N52B

MILANO

APPLICAZIONE / APPLICATION

AREA COMMERCIALE /
COMMERCIAL AREA

CORRIDOIO PUBBLICO /
PUBLIC CORRIDOR

LOCALE PUBBLICO /
PUBLIC HALL

LOCALE RESIDENZIALE /
RESIDENTIAL HALL

NEGOZIO /
SHOP





MILANO

MILANO ROUND
8872



TIPI DI INSTALLAZIONE /
MOUNTINGS

Plafone /
Surface mounted fitting

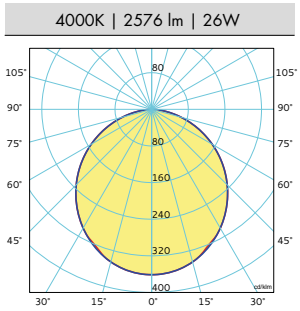

CORPO / BODY	In pressofusione di alluminio verniciato di colore bianco.	In die-cast aluminium, painted white.
EMISSIONE LUMINOSA / LIGHT EMISSION	Diretta Simmetrica	Direct Symmetric
DISPOSITIVO OTTICO / OPTICAL DEVICE	Diffusore in metacrilato opale.	Diffuser in opal methacrylate.
CABLAGGIO / WIRING	Classe II Alimentazione (LED driver remoto) 220~240 V / 50-60 Hz	Class II Feeding (independent led driver) 220~240 V / 50-60 Hz

DATI TECNICI /
TECHNICAL DATA

LAMP. K	mA	lm/IN	lm/OUT	W	Ø	Kg	m³	EL. COD	DALI COD	El. + EME COD
3000	300	1308	1020	14,00	115	0,45	0,001	88723WW0110E0B0	-	-
4000	300	1323	1032	14,00	115	0,45	0,001	88723NW0110E0B0	-	-
3000	350	1883	1469	18,00	170	0,65	0,002	88723WW0165E0B0	-	-
4000	350	1994	1555	18,00	170	0,65	0,002	88723NW0165E0B0	-	-
3000	500	3100	2418	26,00	215	1,25	0,003	88725WW0209E0B0	88725WW0209DDB0	-
4000	500	3303	2576	26,00	215	1,25	0,003	88725NW0209E0B0	88725NW0209DDB0	-

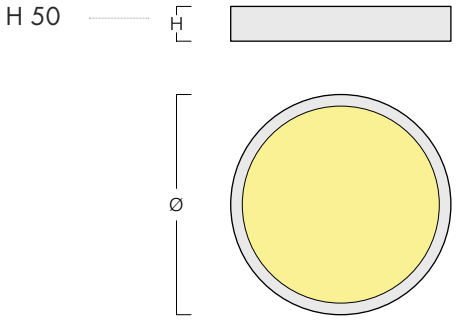

CRI ≥80 | A+ | CE | 50k L70B50 | GR-0 | IP 43

SU RICHIESTA / VERSIONS ON REQUEST (ove possibile) (if possible)	Alimentatore elettronico dimmerabile PUSH. Alimentatore elettronico dimmerabile 1-10V. Alimentatore elettronico dimmerabile DALI. Ra 90.	Dimmable electronic ballast PUSH. Dimmable electronic ballast 1-10V. DALI dimmable electronic ballast. Ra 90.
NORMATIVE / REGULATIONS	EN 60598-1 EN 60598-2-1 EN 62031 Sicurezza fotobiologica delle lampade e sistemi di lampade, EN 62471; IEC/TR 62778. Rischio esente – GR 0	 Photobiological safety of lamps and lamp system EN 62471; IEC/TR 62778. Exempt risk – GR 0
DIRETTIVE / DIRECTIVES	2014/35/UE 2014/30/UE	

Ø 115

Ø 170

Ø 215

MILANO SQUARE
8873

TIPI DI INSTALLAZIONE /
MOUNTINGS

Plafone /
Surface mounted fitting

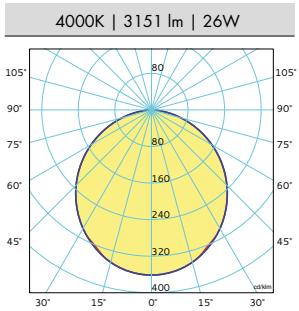

CORPO / BODY	In pressofusione di alluminio verniciato di colore bianco.	In die-cast aluminium, painted white.
EMISSIONE LUMINOSA / LIGHT EMISSION	Diretta Simmetrica	Direct Symmetric
DISPOSITIVO OTTICO / OPTICAL DEVICE	Diffusore in metacrilato opale.	Diffuser in opal methacrylate, thermoformed in one piece.
CABLAGGIO / WIRING	Classe II Alimentazione (LED driver remoto) 220~240 V / 50-60 Hz	Class II Feeding (independent led driver) 220~240 V / 50-60 Hz

DATI TECNICI /
TECHNICAL DATA

LAMP. K	mA	lm/IN	lm/OUT	W	D/L	Kg	m^3	EL. COD	DALI COD	EL. + EME COD
3000	300	1290	1006	14,00	115	0,50	0,001	88733WW0110E0B0	-	-
4000	300	1353	1055	14,00	115	0,50	0,001	88733NW0110E0B0	-	-
3000	350	1891	1475	18,00	170	0,80	0,002	88733WW0165E0B0	-	-
4000	350	1956	1526	18,00	170	0,80	0,002	88733NW0165E0B0	-	-
3000	500	3079	2402	26,00	215	1,30	0,003	88735WW0209E0B0	88735WW0209DDB0	88735WW0209EMB0
4000	500	3151	2458	26,00	215	1,30	0,003	88735NW0209E0B0	88735NW0209DDB0	88735NW0209EMB0

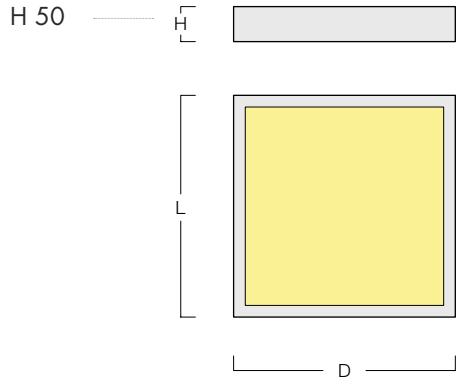

SU RICHIESTA / VERSIONS ON REQUEST (ove possibile) (if possible)	Alimentatore elettronico dimmerabile PUSH. Alimentatore elettronico dimmerabile 1-10V. Alimentatore elettronico dimmerabile DALI. Ra 90.	Dimmable electronic ballast PUSH. Dimmable electronic ballast 1-10V. DALI dimmable electronic ballast. Ra 90.
NORMATIVE / REGULATIONS	EN 60598-1 EN 60598-2-1 EN 62031 Sicurezza fotobiologica delle lampade e sistemi di lampade, EN 62471; IEC/TR 62778. Rischio esente – GR 0	 Photobiological safety of lamps and lamp system EN 62471; IEC/TR 62778. Exempt risk – GR 0
DIRETTIVE / DIRECTIVES	2014/35/UE 2014/30/UE	

115x115 **170x170** **215x215**

SOFIA

APPLICAZIONE / APPLICATION

AREA COMMERCIALE /
COMMERCIAL AREA

LOCALE PUBBLICO /
PUBLIC HALL

NEGOZIO /
SHOP

SUPERMERCATI /
SUPERMARKET





SOFIA

SOFIA
5150





TIPI DI INSTALLAZIONE /
MOUNTINGS

Sospensione /
Suspended fitting



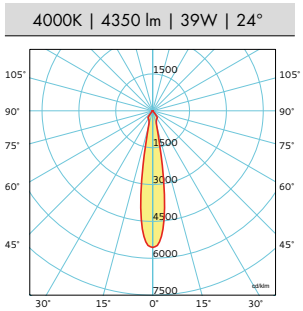

CORPO / BODY	In alluminio tornito spessore 2 mm, verniciato con polveri epossipoliestere SOLVENT FREE, termoindurenti a 180°C, con pretrattamento superficiale di fosfatazione.	In turned aluminum 2 mm thick, painted with SOLVENT-FREE epoxy polyester powders, thermosetting at 180°C, after phosphate treatment.
EMISSIONE LUMINOSA / LIGHT EMISSION	Diretta Simmetrica 	Direct Symmetric
DISPOSITIVO OTTICO / OPTICAL DEVICE	Riflettore in alluminio anodizzato. Spot 24° Flood 30° Wide flood 50°	Reflector anodized aluminium. Spot 24° Flood 30° Wide flood 50°
CABLAGGIO / WIRING	Classe I Alimentazione 220~240 V Ac 50-60 Hz	Class I Feeding 220~240 V Ac 50-60 Hz

DATI TECNICI /
TECHNICAL DATA

LAMP. K	lm/IN	lm/OUT	W	H	B
3000	4075	3067	39,00	295	24°
3000	4075	3032	39,00	295	30°
3000	4075	3048	39,00	295	50°
4000	4350	3274	39,00	295	24°
4000	4350	3236	39,00	295	30°
4000	4350	3253	39,00	295	50°

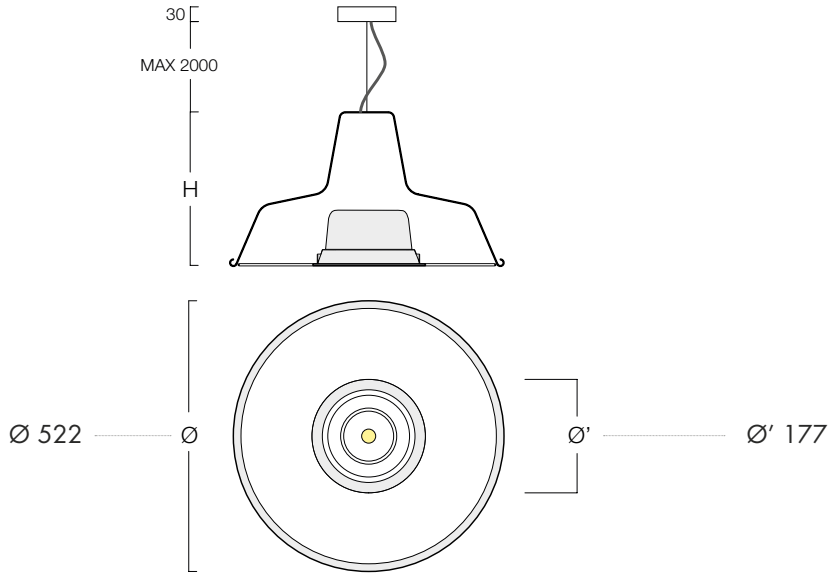

4000K | 4350 lm | 39W | 30°

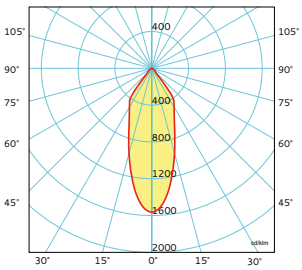

SU RICHIESTA / VERSIONS ON REQUEST (ove possibile) (if possible)	Alimentatore elettronico dimmerabile PUSH. Alimentatore elettronico dimmerabile DALI.	Dimmable electronic ballast PUSH. DALI dimmable electronic ballast.
ACCESSORI / ACCESSORIES	Accessori per l'installazione inclusi.	Installation accessories included.
NORMATIVE / REGULATIONS	EN 60598-1 EN 60598-2-1 EN 62031 Sicurezza fotobiologica delle lampade e sistemi di lampade, EN 62471; IEC/TR 62778.	 Photobiological safety of lamps and lamp system EN 62471; IEC/TR 62778.
DIRETTIVE / DIRECTIVES	2014/35/UE 2014/30/UE	

LAMP. K	Kg	m³	EL. COD	DALI COD
3000	4,50	0,084	5150109W21B	5150109W22B
3000	4,50	0,084	5150109N21B	5150109N22B
3000	4,50	0,084	5150109W31B	5150109W32B
4000	4,50	0,084	5150109N31B	5150109N32B
4000	4,50	0,084	5150109W51B	5150109W52B
4000	4,50	0,084	5150109N51B	5150109N52B

GIOTTO 50

APPLICAZIONE / APPLICATION

AREA COMMERCIALE /
COMMERCIAL AREA

LOCALE PUBBLICO /
PUBLIC HALL

NEGOZIO /
SHOP

GRANDI AREE COMMERCIALI /
LARGE COMMERCIAL AREAS

SUPERMERCATI /
SUPERMARKET





GIOTTO 50

GIOTTO 50

7625



TIPI DI INSTALLAZIONE /
MOUNTINGS

Plafone /
Surface mounted fitting

Sospensione /
Suspended fitting



4000K | 1556 lm | 10.4W

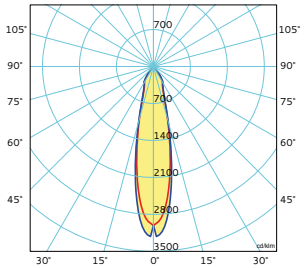

CORPO / BODY	In estruso di alluminio, verniciato con polveri epossipoliestere SOLVENT FREE termoindurenti a 180°C, con pretrattamento superficiale di fosfatazione.	In extruded aluminium, painted with SOLVENT-FREE epoxy polyester powders, thermosetting at 180°C, after phosphate treatment.
EMISSIONE LUMINOSA / LIGHT EMISSION	Diretta Simmetrica 	Direct Symmetric
DISPOSITIVO OTTICO / OPTICAL DEVICE	Riflettore in policarbonato 20°. Schermo in PMMA trasparente o opale.	Polycarbonate refl ector 20°. Shield in transparent or opal PMMA.
CABLAGGIO / WIRING	Classe I Alimentazione 220~240 V Ac 50-60 Hz	Class I Feeding 220~240 V Ac 50-60 Hz
ACCESSORI / ACCESSORIES pag. 423 **4417SP1-1**	Kit per sospensione costituito da un dispositivo di regolazione micrometrica, x1 cavi d'acciaio Ø 1.2 mm L 2000 mm e un rosone in ottone cromato.	Suspension kit consisting of micrometric regulation device, x1 steel cable Ø 1.2 mm L 2000 mm and chromed brass cover.
4406	Kit per alimentazione costituito da un cavo di alimentazione trasparente L 2000 mm e un rosone in plastica. Dotato di morsettiera, fermacavo e accessori per il fissaggio.	Feeding kit consisting of feeding cable, in transparent colour L 2000 mm and plastic cover. Equipped with connection block, cablegland and fixing accessories.
SU RICHIESTA / VERSIONS ON REQUEST (ove possibile) (if possible)	Alimentatore elettronico dimmerabile DALI.	DALI dimmable electronic ballast.

LA COLORAZIONE ESTERNA /
OUTSIDE COLOURS



COLORI RAL /
RAL COLORS

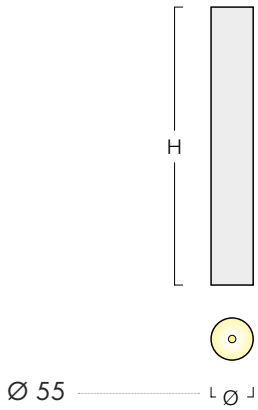

CRI ≥90 | A+ | A++ | CE | MAC ADAM 3 SDCM | FILO INC. 850 °C | 50k L80B20 | IP 20

NORMATIVE /
REGULATIONS

EN 60598-1
EN 60598-2-1
EN 62031
Sicurezza fotobiologica delle lampade e sistemi di lampade, EN 62471; IEC/TR 62778.

Photobiological safety of lamps and lamp system
EN 62471; IEC/TR 62778.

DIRETTIVE /
DIRECTIVES

2014/35/UE
2014/30/UE

DATI TECNICI /
TECHNICAL DATA

LAMP. K	mA	lm/IN	lm/OUT	W	H	B	Kg	m³	EL. COD
3000	250	1253	987	8,50	230	20°	0,6	0,001	762590WW23009B
4000	250	1324	987	8,50	330	20°	0,6	0,001	762590NW23009B
3000	300	1472	1097	10,40	330	20°	0,7	0,001	762590WW33010B
4000	300	1556	1160	10,40	330	20°	0,7	0,001	762590NW33010B
3000	350	1682	1254	12,30	330	20°	0,7	0,001	762590WW33012B
4000	350	1778	1325	12,30	330	20°	0,7	0,001	762590NW33012B
3000	300	1472	1097	10,40	500	20°	0,9	0,002	762590WW50010B
4000	300	1556	1160	10,40	500	20°	0,9	0,002	762590NW50010B
3000	350	1682	1254	12,30	500	20°	0,9	0,002	762590WW50012B
4000	350	1778	1325	12,30	500	20°	0,9	0,002	762590NW50012B

FL

APPLICAZIONE / APPLICATION

AREA COMMERCIALE /
COMMERCIAL AREA

CORRIDOIO PUBBLICO /
PUBLIC CORRIDOR

LOCALE PUBBLICO /
PUBLIC HALL

LOCALE RESIDENZIALE /
RESIDENTIAL HALL

NEGOZIO /
SHOP





FL

FL

7431



4000K | 4500 lm | 33W

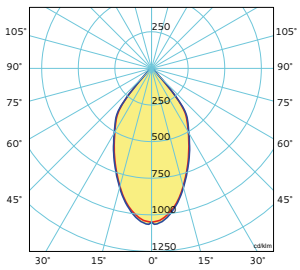

TIPI DI INSTALLAZIONE /
MOUNTINGS

Incasso, installazione a controsoffitto
tramite molle a contrasto /
Built-in fitting, recessing by means of clips

CORPO / BODY	In pressofusione di alluminio. Anello: in presso fusione d'alluminio, di colore bianco.	In die-cast aluminium. Ring: in die-cast aluminium, white.
EMISSIONE LUMINOSA / LIGHT EMISSION	Diretta Simmetrica	Direct Symmetric
DISPOSITIVO OTTICO / OPTICAL DEVICE	Riflettore in alluminio anodizzato speculare. Riflettore (Cut-off) in lamiera d'acciaio, verniciato di colore bianco.	Reflector made of anodized highgloss aluminium. Reflector (Cut-off) in sheet steel, white.
CABLAGGIO / WIRING	Classe I Alimentazione (LED driver remoto) 220~240 V / 50-60 Hz morsetto 2P + antistrappo morsetto T	Class I Feeding (independent led driver) 220~240 V / 50-60 Hz 2P terminal + Tear-resistant T terminal

DATI TECNICI /
TECHNICAL DATA

LAMP. K	mA	lm/IN	lm/OUT	W	Ø	H	Ø S	Kg	m³	EL. COD	DALI COD	EL. + EME COD
3000	350	1970	1458	12,50	95	90	84	0,60	0,001	74313830095B	74313830095DDB	S.R.
4000	350	2080	1540	12,50	95	90	84	0,60	0,001	74313840095B	74313840095DDB	S.R.
3000	500	2790	2065	18,50	168	90	154	1,10	0,003	74315830168B	74315830168DDB	S.R.
4000	500	2890	2139	18,50	168	90	154	1,10	0,003	74315840168B	74315840168DDB	S.R.
3000	900	4380	3242	33,00	230	120	214	1,50	0,007	74319830230B	74319830230DDB	S.R.
4000	900	4500	3331	33,00	230	120	214	1,50	0,007	74319840230B	74319840230DDB	S.R.

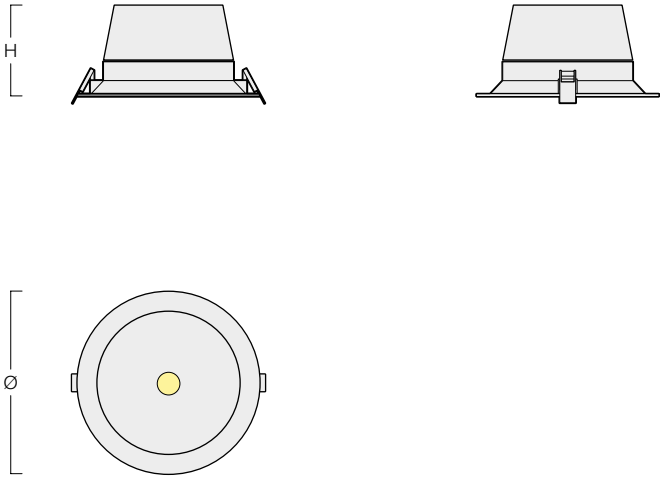

CRI ≥80 | A+ | CE | IP 20 IP 43

SU RICHIESTA / VERSIONS ON REQUEST (ove possibile) (if possible)	Alimentatore elettronico dimmerabile PUSH. Alimentatore elettronico dimmerabile 1-10V. Alimentatore elettronico dimmerabile DALI. Ra 90.	Dimmable electronic ballast PUSH. Dimmable electronic ballast 1-10V. DALI dimmable electronic ballast. Ra 90.
ACCESSORI / ACCESSORIES pag. 423 (ove possibile) (if possible)	**6390LED501H** Kit per luce d'emergenza per power LED e moduli LED.	Emergency lighting kit for power LED and LED modules.
NORMATIVE / REGULATIONS	EN 60598-1 EN 60598-2-2 EN 62031 Sicurezza fotobiologica delle lampade e sistemi di lampade, EN 62471; IEC/TR 62778.	Photobiological safety of lamps and lamp system EN 62471; IEC/TR 62778.
DIRETTIVE / DIRECTIVES	2014/35/UE 2014/30/UE	



Ø 95



Ø 169



Ø 215

INDICE /
INDEX

SISTEMI MODULARI, CANALI E REGLETTE /
MODULAR SYSTEMS, CHANNELS AND REGLETTES



LINEAR
6530 254



SLIM
7530 S 260



ALL IN ONE
8530 266



ALL IN ONE IP54
8540 272



LINEAR

APPLICAZIONE / APPLICATION

AREA COMMERCIALE /
COMMERCIAL AREA

LOCALE PUBBLICO /
PUBLIC HALL

NEGOZIO /
SHOP

SUPERMERCATI /
SUPERMARKET

GRANDI AREE COMMERCIALI /
LARGE COMMERCIAL AREAS





LINEAR

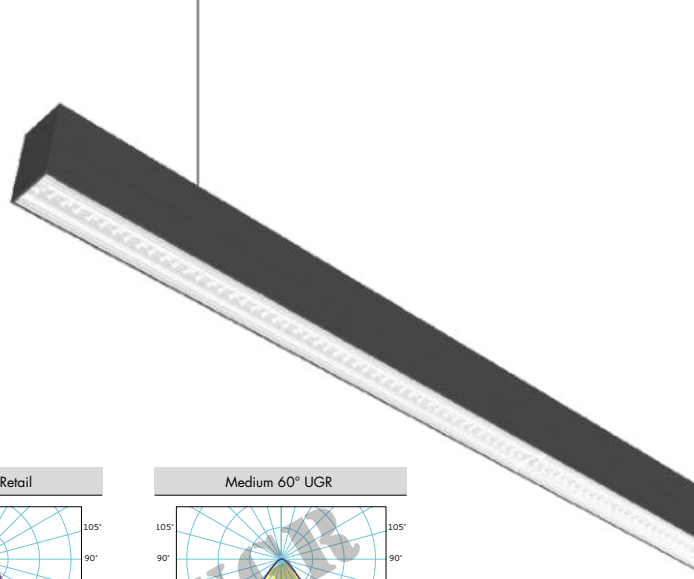

LINEAR

6530

TIPI DI INSTALLAZIONE /
MOUNTINGS

Sospensione /
Suspended fitting

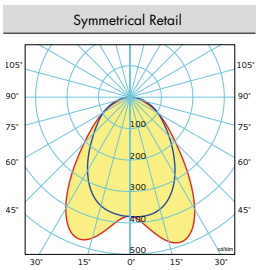

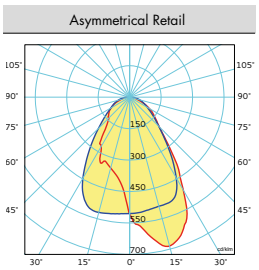

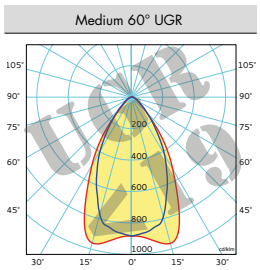

CORPO / BODY	In estruso di alluminio, verniciato con polveri epossipoliestere SOLVENT FREE di colore bianco o nero termoindurenti a 180°C, con pretrattamento superficiale di fosfatazione.	In extruded aluminium, painted with SOLVENT-FREE, white or black, epoxy polyester powders, thermosetting at 180°C, after phosphate treatment.
EMISSIONE LUMINOSA / LIGHT EMISSION	Diretta	Direct
DISPOSITIVO OTTICO / OPTICAL DEVICE	Lente in PMMA Retail simmetrica Retail asimmetrica Medium 60° UGR Wide 90° Extra wide 110°	PMMA lens Symmetrical Retail Asymmetrical Retail Medium 60° UGR Wide 90° Extra wide 110°
CABLAGGIO / WIRING	Classe I Alimentazione 220~240 V Ac 50-60 Hz	Class I Feeding 220~240 V Ac 50-60 Hz

DATI TECNICI /
TECHNICAL DATA

LAMP. K	mA	lm/IN	lm/OUT	W	L	Kg	m³
3000	350	2615	2432	16,40	575	1.0	0.003
4000	350	2760	2567	16,40	575	1.0	0.003
3000	350	5230	4864	32,80	1135	1.9	0.006
4000	350	5520	5134	32,80	1135	1.9	0.006
3000	350	7845	7296	49,20	1695	2.9	0.009
4000	350	8280	7700	49,20	1695	2.9	0.009
3000	350	10460	9728	65,60	2255	3.8	0.012
4000	350	11040	10267	65,60	2255	3.8	0.012
3000	350	13075	12160	82,00	2815	4.8	0.015
4000	350	13800	12834	82,00	2815	4.8	0.015
3000	350	15690	14592	98,40	3375	5.7	0.018
4000	350	16560	15401	98,40	3375	5.7	0.018
3000	500	3600	3348	24,40	575	1.0	0.003
4000	500	3800	3534	24,40	575	1.0	0.003
3000	500	7200	6696	48,80	1135	1.9	0.006
4000	500	7600	7068	48,80	1135	1.9	0.006
3000	500	10800	10044	73,20	1695	2.9	0.009
4000	500	11400	10602	73,20	1695	2.9	0.009
3000	500	14400	13392	97,60	2255	3.8	0.012
4000	500	15200	14136	97,60	2255	3.8	0.012
3000	500	18000	16740	122,00	2815	4.8	0.015
4000	500	19000	17670	122,00	2815	4.8	0.015
3000	500	21600	20088	146,40	3375	5.7	0.018
4000	500	22800	21204	146,40	3375	5.7	0.018

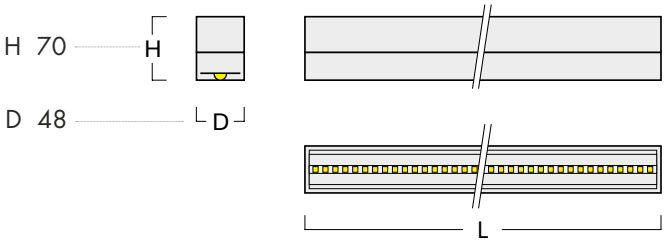

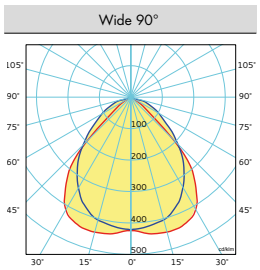

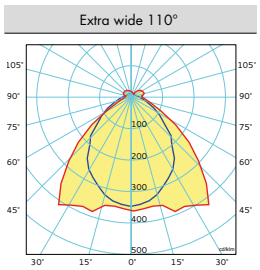

CRI ≥80 | A+ | CE | MAC ADAM 2 SDCM | 54k L70B10 | GR-1 | IP 20

SU RICHIESTA / VERSIONS ON REQUEST (ove possibile) (if possible)		Alimentatore elettronico dimmerabile DALI. Alimentatore elettronico dimmerabile 1-10V. Complesso di emergenza 1h/3h. Ra 90.	DALI Dimmable electronic ballast. Dimmable electronic ballast 1-10V. Emergency unit 1h/3h. Ra 90.
ACCESSORI / ACCESSORIES pag. 423	**4417SP1-2**	Kit per sospensione costituito da un dispositivo di regolazione micrometrica, x2 cavi d'acciaio Ø 1.2 mm L 2000 mm e un rosone in ottone cromato.	Suspension kit consisting of micrometric regulation device, x2 steel cable Ø 1.2 mm L 2000 mm and chromed brass cover.
	4417SP1-3	Kit per sospensione costituito da un dispositivo di regolazione micrometrica, x3 cavi d'acciaio Ø 1.2 mm L 2000 mm e un rosone in ottone cromato.	Suspension kit consisting of micrometric regulation device, x3 steel cable Ø 1.2 mm L 2000 mm and chromed brass cover.
	4406	Kit per alimentazione costituito da un cavo di alimentazione trasparente L 2000 mm e un rosone in plastica. Dotato di morsettiera, fermacavo e accessori per il fissaggio.	Feeding kit consisting of feeding cable, in transparent colour L 2000 mm and plastic cover. Equipped with connection block, cablegland and fixing accessories.
	6523-SP1	Kit per la giunzione di 2 elementi costituito da una piastra in acciaio zincato e 4 viti per il fissaggio della stessa.	Kit for joining 2 elements consisting of a galvanized steel plate and 4 screws for fixing it.
	KIT-GANCI6530	Kit per installazione a sospensione (set 2pz/set 3pz) costituito da piastra in acciaio verniciata,gancio uncinato filettato.	Kit for suspension installation (2-pcs set/3-pcs set) consisting of painted steel plate, threaded hook hook.
	KIT-TESTATE6530	Kit testate di chiusura (set 2pz) costituito da una testata cieca, una con pressacavo M16x1,5 in ottone nikelato e 4 viti automaschianti per il fissaggio.	End cap kit 2-pcs set) consisting of one blind head, one other with M16x1.5 cable gland in nickel-plated brass and 4 self-tapping screws for the fixing.
NORMATIVE / REGULATIONS		EN 60598-1 EN 60598-2-1 EN 62031	
		Rischio esente – GR 1	Exempt risk – GR 1
DIRETTIVE / DIRECTIVES		2014/35/UE 2014/30/UE	

COMPORRE IL CODICE PRODOTTO IN BASE ALLE VOSTRE ESIGENZE, SEGUENDO L'ORDINE INDICATO NELLA TABELLA /
DIAL THE PRODUCT CODE ACCORDING TO YOUR NEEDS, FOLLOWING THE ORDER SHOWN IN THE TABLE

Art. 6530 - 60° LENS - 350mA - 3000 K - 0575 mm - Elettronico - Bianco
ESEMPIO CODICE / CODE EXAMPLE = **6530603W0575E0B**

ART.	LENTE/LENS	ALIMENTAZIONE/FEEDING mA	LAMP. K	L (mm)	CABLAGGIO/WIRING	COLORE/COLOR
6530	**60:** 60°	**3:** 350mA	**W:** 3000	**0575***	**E0:** Elettronico/ Electronic	**B:** Bianco/ white
	90: 90°	**5:** 500mA	**N:** 4000	**...**	**DD:** Dimmerabile DALI/ DALI dimmable	**N:** Nero/ black
	EW: 110°			**...**	**EM:** Emergenza/ Emergency	
	RA: Retail Asy			**3375**	**DDM:** Dimmerabile DALI + Emergenza/ DALI dimmable + Emergency	
	RS: Retail Sym					

*** L 0575 NON DISPONIBILE CON CABLAGGIO EM / DDM**
L 0575 NOT AVAILABLE WITH EM / DDM WIRING

LINEAR

6530

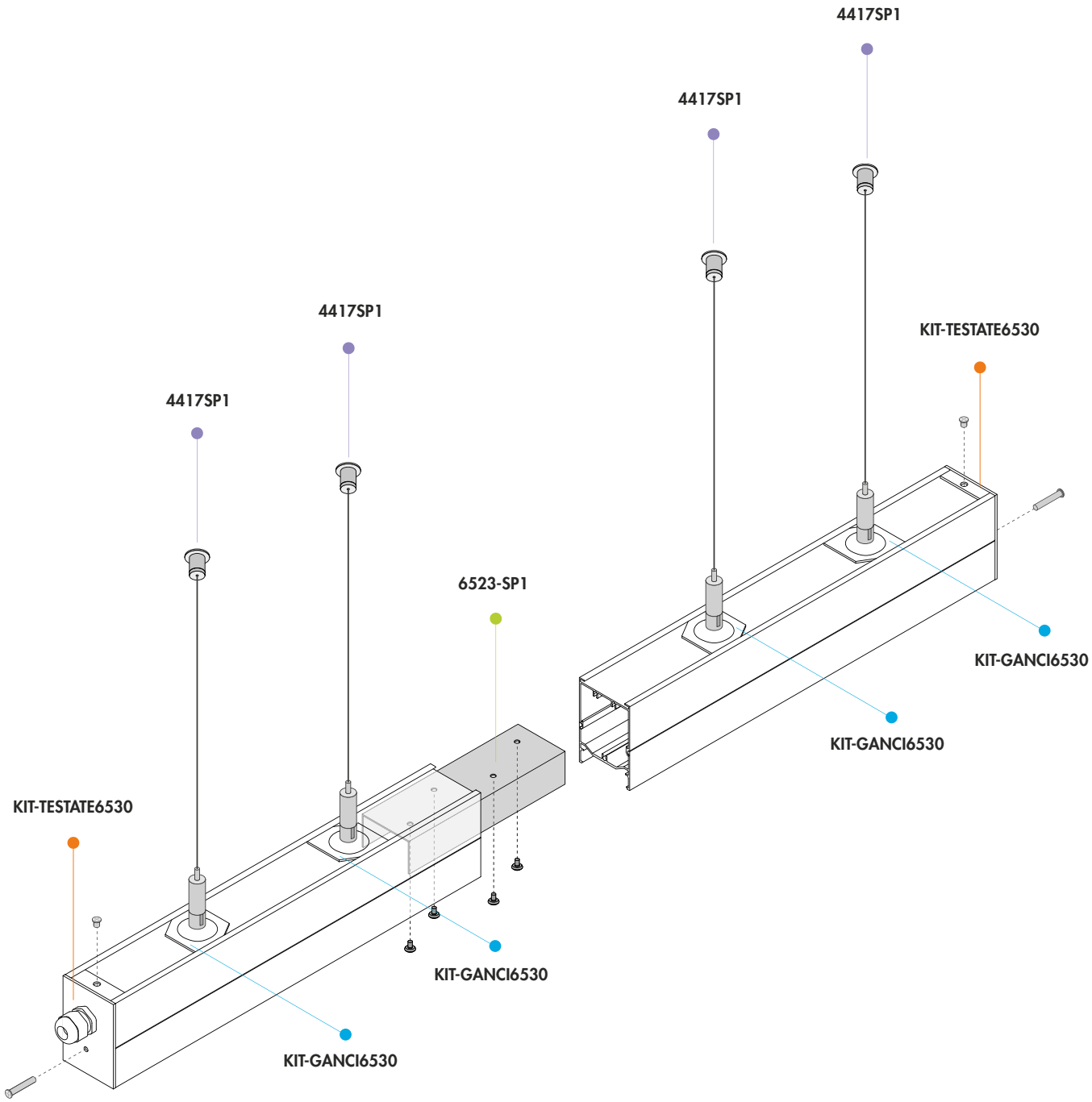
4417SP1
4417SP1
4417SP1
4417SP1
KIT-TESTATE6530
6523-SP1
KIT-GANCI6530
KIT-GANCI6530
KIT-TESTATE6530
KIT-GANCI6530
KIT-GANCI6530



LINEAR

SLIM

APPLICAZIONE / APPLICATION

AREA COMMERCIALE /
COMMERCIAL AREA

LOCALE PUBBLICO /
PUBLIC HALL

NEGOZIO /
SHOP

SUPERMERCATI /
SUPERMARKET

GRANDI AREE COMMERCIALI /
LARGE COMMERCIAL AREAS





SLIM

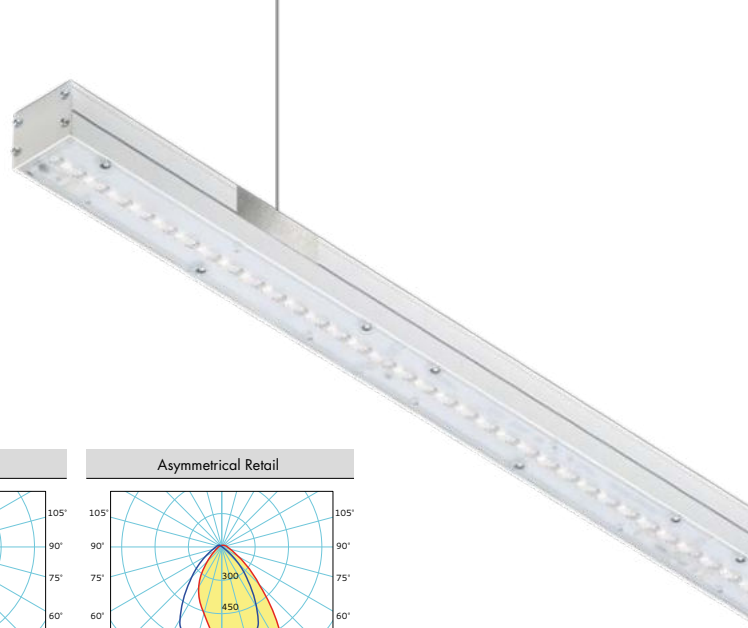

SLIM

7530 S

TIPI DI INSTALLAZIONE /
MOUNTINGS

Sospensione /
Suspended fitting

Plafone /
Surface mounted fitting



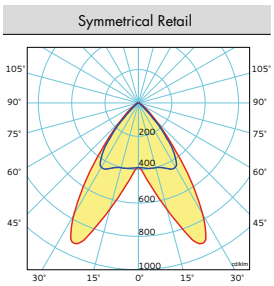

CORPO / BODY	In estruso di alluminio, verniciato con polveri epossipoliestere SOLVENT FREE di colore bianco o nero, termoindurenti a 180°C, con pretrattamento superficiale di fosfatazione.	In extruded aluminium, painted with SOLVENT-FREE, white or black, epoxy polyester powders, thermosetting at 180°C, after phosphate treatment.
EMISSIONE LUMINOSA / LIGHT EMISSION	Diretta - Simmetrica Diretta - Asimmetrica	Direct - Asymmetric Direct - Symmetric
DISPOSITIVO OTTICO / OPTICAL DEVICE	Lente in PMMA trasparente Retail simmetrica. Retail asimmetrica. Wide 60° Extra wide 90°	Transparent PMMA lens Symmetrical Retail. Asymmetrical Retail. Wide 60° Extra wide 90°
CABLAGGIO / WIRING	Classe I Alimentazione 220~240 V Ac 50-60 Hz	Class I Feeding 220~240 V Ac 50-60 Hz

DATI TECNICI /
TECHNICAL DATA

LAMP. K	mA	lm/IN	lm/OUT	W	L	Kg	m³
3000	350	2260	2147	11,60	569	0,50	0,002
4000	350	2370	2252	11,60	569	0,50	0,002
3000	350	4520	4294	23,20	1131	0,95	0,004
4000	350	4740	4503	23,20	1131	0,95	0,004
3000	350	6780	6441	34,80	1693	1,40	0,006
4000	350	7110	6755	34,80	1693	1,40	0,006
3000	350	9040	8588	46,40	2255	2,00	0,008
4000	350	9480	9006	46,40	2255	2,00	0,008
3000	500	3135	2978	16,80	569	0,50	0,002
4000	500	3285	3121	16,80	569	0,50	0,002
3000	500	6270	5957	33,60	1131	0,95	0,004
4000	500	6570	6242	33,60	1131	0,95	0,004
3000	500	9405	8935	50,40	1693	1,40	0,006
4000	500	9855	9362	50,40	1693	1,40	0,006
3000	500	12540	11913	67,20	2255	2,00	0,008
4000	500	13140	12483	67,20	2255	2,00	0,008

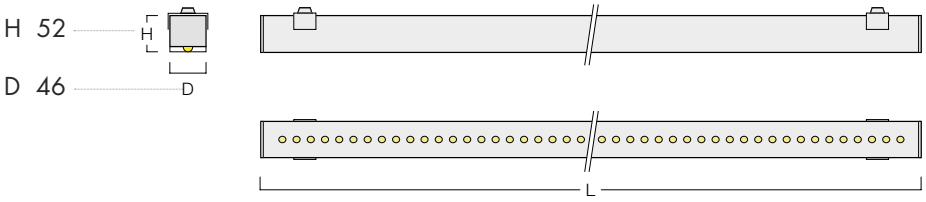

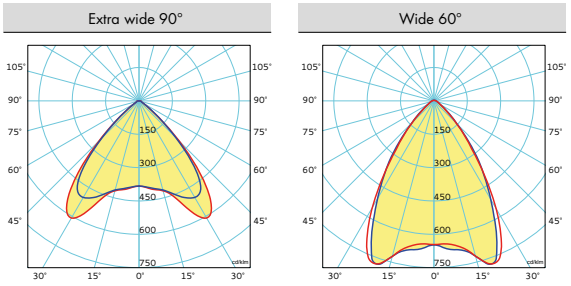

CRI ≥80 | A+ | CE | MAC ADAM 3 SDCM | 60k L80B10 | GR-1 | IP 40

SU RICHIESTA / VERSIONS ON REQUEST (ove possibile) (if possible)	Alimentatore elettronico dimmerabile DALI. Alimentatore elettronico dimmerabile 1-10V. Complesso di emergenza 1h/3h. Ra 90.	DALI Dimmable electronic ballast. Dimmable electronic ballast 1-10V. Emergency unit 1h/3h. Ra 90.
ACCESSORI / ACCESSORIES pag. 423 — **4417SP1-2**	Kit per sospensione costituito da un dispositivo di regolazione micrometrica, x2 cavi d'acciaio Ø 1.2 mm L 2000 mm e un rosone in ottone cromato.	Suspension kit consisting of micrometric regulation device, x2 steel cable Ø 1.2 mm L 2000 mm and chromed brass cover.
4417SP1-3	Kit per sospensione costituito da un dispositivo di regolazione micrometrica, x3 cavi d'acciaio Ø 1.2 mm L 2000 mm e un rosone in ottone cromato.	Suspension kit consisting of micrometric regulation device, x3 steel cable Ø 1.2 mm L 2000 mm and chromed brass cover.
4406	Kit per alimentazione costituito da un cavo di alimentazione trasparente L 2000 mm e un rosone in plastica. Dotato di morsettiera, fermacavo e accessori per il fissaggio.	Feeding kit consisting of feeding cable, in transparent colour L 2000 mm and plastic cover. Equipped with connection block, cablegland and fixing accessories.
7523-SP1	Kit per la giunzione di 2 elementi costituito da una piastra in acciaio zincato e 4 viti per il fissaggio della stessa.	Kit for joining 2 elements consisting of a galvanized steel plate and 4 screws for fixing it.
KIT-GANCIM5SP	Kit per installazione sospensione/plafone (set 2pz) costituito da una molla in acciaio, verniciata a polvere, con pretrattamento superficiale di fosfatazione e due viti autofilettanti.	Kit for suspension/ceiling installation (2pcs set) consisting of a powder-coated steel spring, with phosphating surface pretreatment and two self-drilling screws.
KIT-TESTATE7530	Kit testate di chiusura (set 2pz) costituito da una testata cieca, una con pressacavo M16x1,5 in ottone nikelato e 8 viti a testa piatta per il montaggio.	End cap kit (2pcs set) consisting of one blind head and one other with M16x1.5 cable gland in nickel-plated brass and 8 flat-head screws for mounting.
NORMATIVE / REGULATIONS	EN 60598-1 EN 60598-2-1 EN 62031 Rischio esente – GR 1	 Exempt risk – GR 1
DIRETTIVE / DIRECTIVES	2014/35/UE 2014/30/UE	

COMPORRE IL CODICE PRODOTTO IN BASE ALLE VOSTRE ESIGENZE, SEGUENDO L'ORDINE INDICATO NELLA TABELLA /
DIAL THE PRODUCT CODE ACCORDING TO YOUR NEEDS, FOLLOWING THE ORDER SHOWN IN THE TABLE

Art. 7530 - 60° LENS - 350mA - 3000 K - 0569 mm - Elettronico - Bianco
ESEMPIO CODICE / CODE EXAMPLE = **7530603W0569E0B**

ART.	LENTE/LENS	ALIMENTAZIONE/FEEDING mA	LAMP. K	L (mm)	CABLAGGIO/WIRING	COLORE/COLOR
7530	**60:** 60°	**3:** 350mA	**W:** 3000	**0569***	**E0:** Elettronico/ Electronic	**B:** Bianco/ white
	90: 90°	**5:** 500mA	**N:** 4000	**...**	**DD:** Dimmerabile DALI/ DALI dimmable	**N:** Nero/ black
	RA: Retail Asy			**...**	**EM:** Emergenza/ Emergency	
	RS: Retail Sym			**2255**	**DDM:** Dimmerabile DALI + Emergenza/ DALI dimmable + Emergency	

*** L 0569 NON DISPONIBILE CON CABLAGGIO EM / DDM**
L 0569 NOT AVAILABLE WITH EM / DDM WIRING

SLIM

7530 S

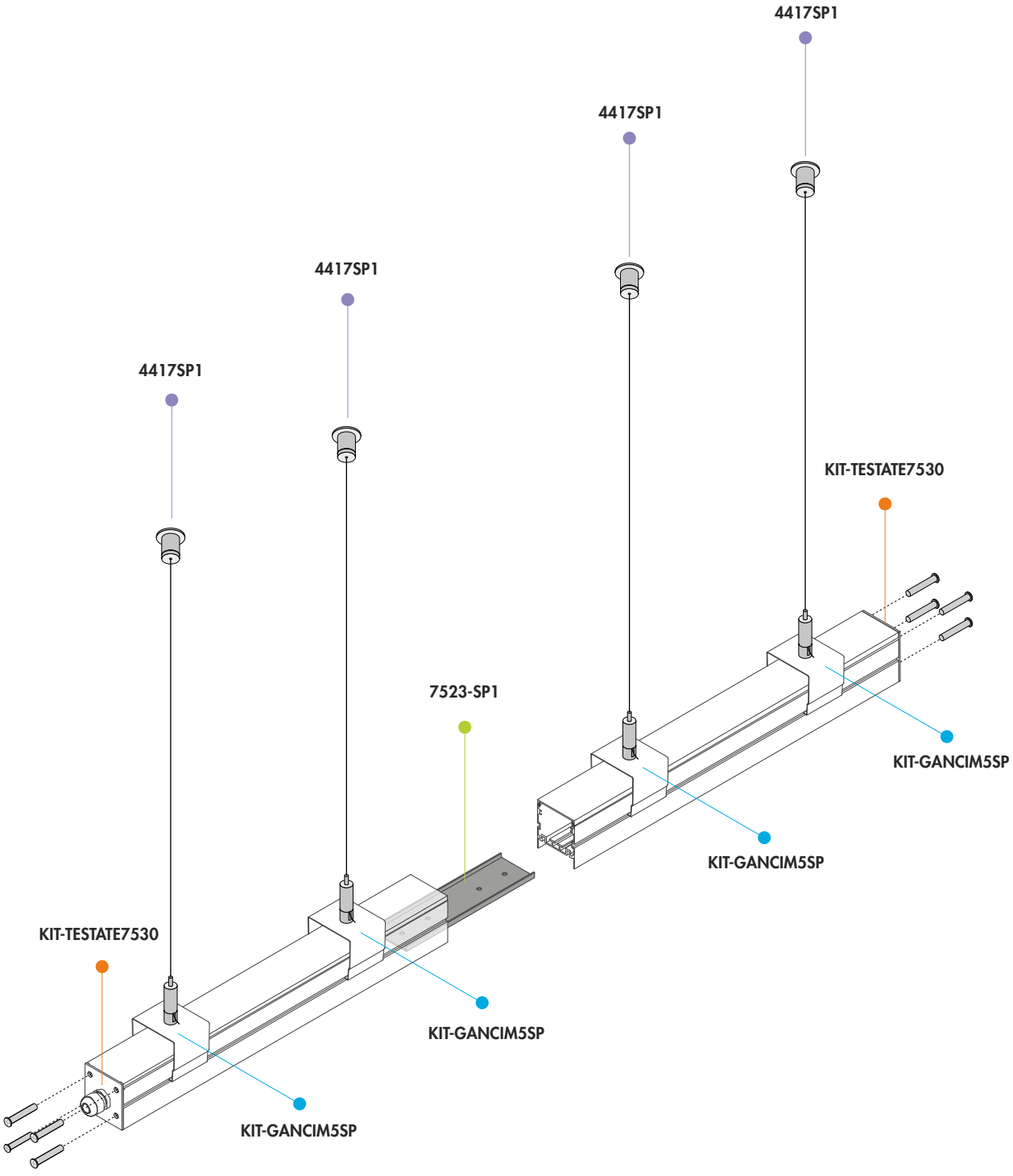
4417SP1
4417SP1
4417SP1
4417SP1
KIT-TESTATE7530
7523-SP1
KIT-GANCIM5SP
KIT-GANCIM5SP
KIT-TESTATE7530
KIT-GANCIM5SP
KIT-GANCIM5SP



SLIM

ALL IN ONE

APPLICAZIONE / APPLICATION

AREA COMMERCIALE /
COMMERCIAL AREA

LOCALE PUBBLICO /
PUBLIC HALL

UFFICIO /
OFFICE

NEGOZIO /
SHOP

SUPERMERCATI /
SUPERMARKET

GRANDI AREE COMMERCIALI /
LARGE COMMERCIAL AREAS





ALL IN ONE



ALL IN ONE

8530

TIPI DI INSTALLAZIONE /
MOUNTINGS

Sospensione /
Suspended fitting



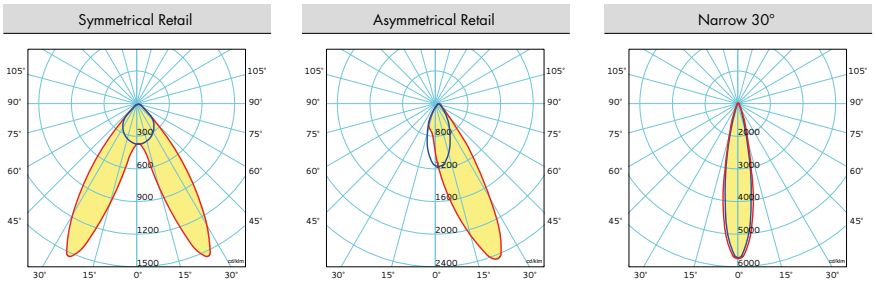

CORPO /
BODY

In estruso di alluminio, verniciato con polveri epossipoliestere SOLVENT FREE di colore bianco semilucido, termoindurenti a 180°C, con pretrattamento superficiale di fosfatazione

In extruded aluminium, painted with SOLVENT-FREE, semi-bright white epoxy polyester powders, thermosetting at 180°C, after phosphate treatment

EMISSIONE LUMINOSA /
LIGHT EMISSION

Diretta



Direct

DISPOSITIVO OTTICO /
OPTICAL DEVICE

Lente in PMMA
Retail simmetrica
Retail asimmetrica
Narrow 30°
Wide 60°
Extra wide 110°

PMMA lens
Symmetrical Retail
Asymmetrical Retail
Narrow 30°
Wide 60°
Extra wide 110°

CABLAGGIO /
WIRING

Classe I
Alimentazione 220~240 V Ac 50-60 Hz

Class I
Feeding 220~240 V Ac 50-60 Hz

DATI TECNICI /
TECHNICAL DATA

LAMP. K	mA	lm/IN	lm/OUT	W	L	Kg	m³
3000	350	3520	3344	21,80	584	2.2	0.005
4000	350	3780	3591	21,80	584	2.2	0.005
3000	350	7040	6688	43,60	1156	4.4	0.010
4000	350	7560	7182	43,60	1156	4.4	0.010
3000	350	10560	10032	65,40	1728	6.6	0.015
4000	350	11340	10773	65,40	1728	6.6	0.015
3000	500	4890	4646	32,20	584	2.2	0.005
4000	500	5260	4997	32,20	584	2.2	0.005
3000	500	9780	9291	64,40	1156	4.4	0.010
4000	500	10520	9994	64,40	1156	4.4	0.010
3000	500	14670	13937	96,60	1728	6.6	0.015
4000	500	15780	14991	96,60	1728	6.6	0.015

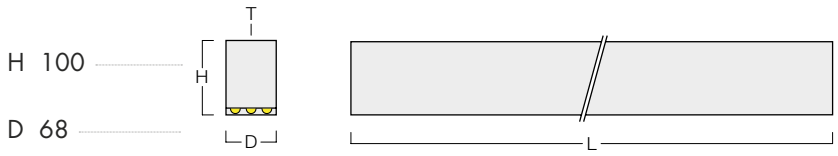

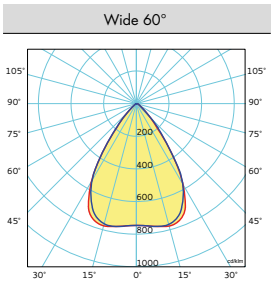

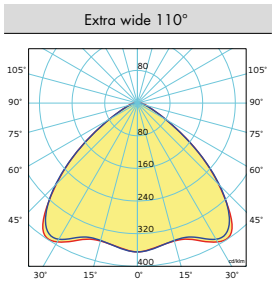

CRI ≥80 | A+ | CE | MAC ADAM 3 SDCM | 54k L80B10 | GR-1 | IP 40

SU RICHIESTA / VERSIONS ON REQUEST (ove possibile) (if possible)	Alimentatore elettronico dimmerabile DALI. Alimentatore elettronico dimmerabile 1-10V. Complesso di emergenza 1h/3h. Ra 90.	DALI Dimmable electronic ballast. Dimmable electronic ballast 1-10V. Emergency unit 1h/3h. Ra 90.
ACCESSORI / ACCESSORIES pag. 423	**4417SP2-2** Kit per sospensione costituito da un dispositivo di regolazione micrometrica, x2 cavi d'acciaio Ø 2.0 mm L 2000 mm e un rosone in ottone cromato.	Suspension kit consisting of micrometric regulation device, x2 steel cable Ø 2.0 mm L 2000 mm and chromed brass cover.
	4406 Kit per alimentazione costituito da un cavo di alimentazione trasparente L 2000 mm e un rosone in plastica. Dotato di morsettiera, fermacavo e accessori per il fissaggio.	Feeding kit consisting of feeding cable, in transparent colour L 2000 mm and plastic cover. Equipped with connection block, cablegland and fixing accessories.
	KIT-GIUNTOLS8530 Kit per la giunzione di 2 elementi costituito da una piastra in acciaio zincato e 4 viti per il fissaggio della stessa.	Kit for joining 2 elements consisting of a galvanized steel plate and 4 screws for fixing it.
	KIT-SOSP8530 Kit per sospensione (set 2pz), costituito da un dispositivo di regolazione micrometrica, un cavo in acciaio Ø 2 mm L 2000 mm, una piastra di sostegno ed una di fissaggio.	Suspension kit (2pcs set) consisting of a micrometric adjustment device, a Ø 2 mm L 2000 mm long steel cable, a support plate and a fixing plate.
	KIT-TESTATE8530 Kit testate di chiusura (set 2pz) costituito da una testata cieca e una con PG.	End cap kit (2pcs set) consisting of empty end cap and of end cap with PG.
NORMATIVE / REGULATIONS	EN 60598-1 EN 60598-2-1 EN 62031 Sicurezza fotobiologica delle lampade e sistemi di lampade, EN 62471; IEC/TR 62778. Rischio esente – GR 1	Photobiological safety of lamps and lamp system EN 62471; IEC/TR 62778. Exempt risk – GR 1
DIRETTIVE / DIRECTIVES	2014/35/UE 2014/30/UE	

COMPORRE IL CODICE PRODOTTO IN BASE ALLE VOSTRE ESIGENZE, SEGUENDO L'ORDINE INDICATO NELLA TABELLA /
DIAL THE PRODUCT CODE ACCORDING TO YOUR NEEDS, FOLLOWING THE ORDER SHOWN IN THE TABLE

Art. 8530 - 60° LENS - 350mA - 3000 K - 0584 mm - Elettronico - Bianco
ESEMPIO CODICE / CODE EXAMPLE = **8530603W0584E0B**

ART.	LENTE/LENS	ALIMENTAZIONE/FEEDING mA	LAMP. K	L (mm)	CABLAGGIO/WIRING	COLORE/COLOR
8530	**60:** 60°	**3:** 350mA	**W:** 3000	**0584***	**E0:** Elettronico/ Electronic	**B:** Bianco/white
	30: 30°	**5:** 500mA	**N:** 4000	**...**	**DD:** Dimmerabile DALI/ DALI dimmable	**N:** Nero/black
	RA: Retail Asy			**...**	**EM:** Emergenza/ Emergency	
	RS: Retail Sym			**1728**	**DDM:** Dimmerabile DALI + Emergenza/ DALI dimmable + Emergency	
	EW: Extra Wide					

*** L 0584 NON DISPONIBILE CON CABLAGGIO EM / DDM**
L 0584 NOT AVAILABLE WITH EM / DDM WIRING

ALL IN ONE

8530

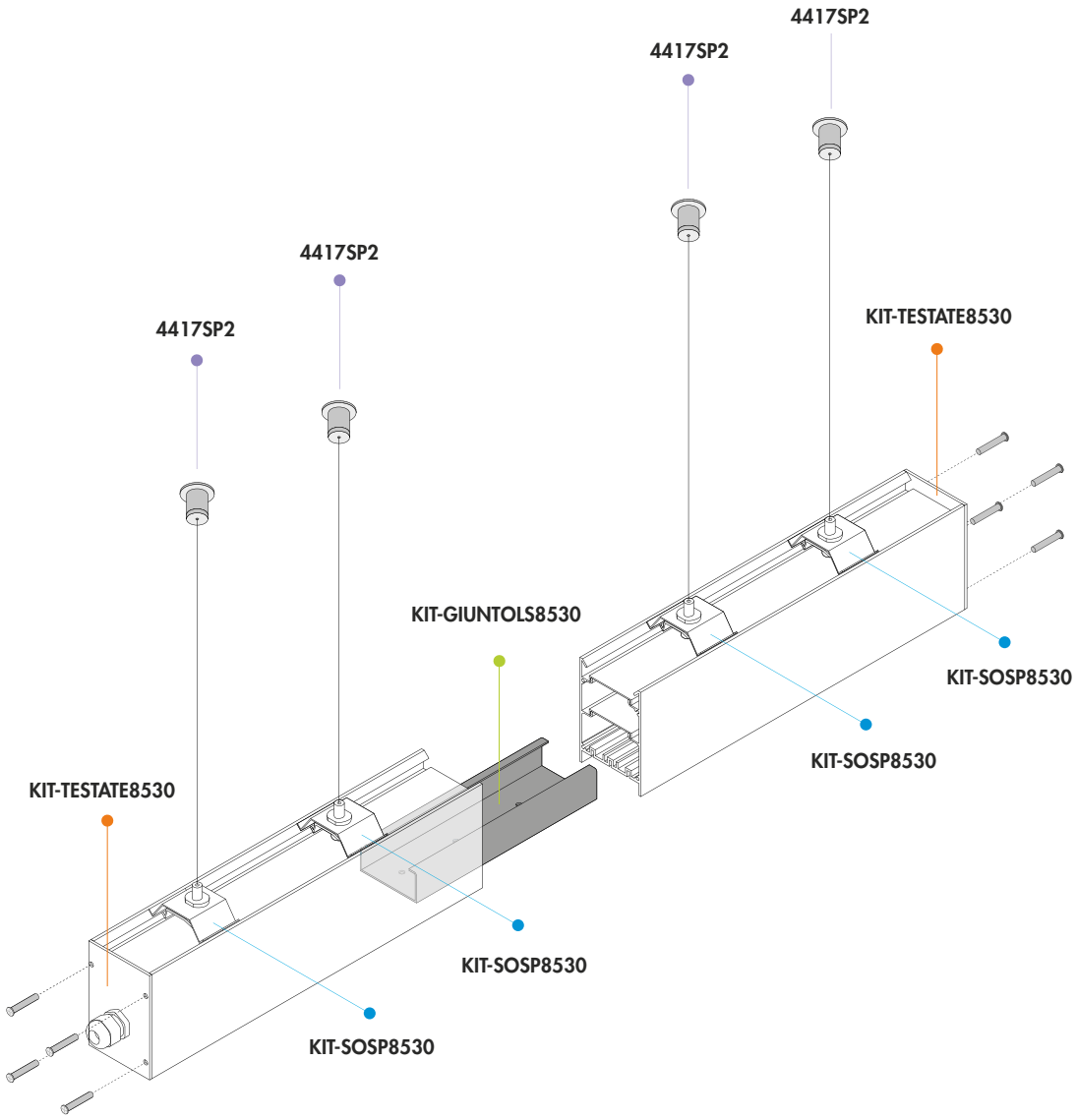


ALL IN ONE

ALL IN ONE IP54

APPLICAZIONE / APPLICATION

AREA COMMERCIALE /
COMMERCIAL AREA

LOCALE PUBBLICO /
PUBLIC HALL

UFFICIO /
OFFICE

NEGOZIO /
SHOP

SUPERMERCATI /
SUPERMARKET

GRANDI AREE COMMERCIALI /
LARGE COMMERCIAL AREAS




ALL IN ONE IP54



ALL IN ONE IP54

8540

TIPI DI INSTALLAZIONE /
MOUNTINGS

Sospensione /
Suspended fitting



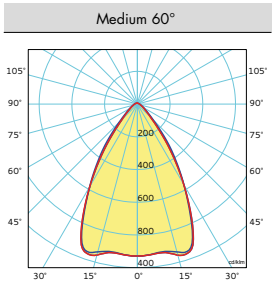

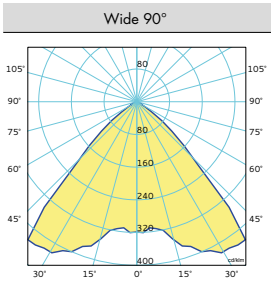

CORPO / BODY	In estruso di alluminio, verniciato con polveri epossipoliestere SOLVENT FREE, termoindurenti a 180°C, con pretrattamento superficiale di fosfatazione.	In extruded aluminium, painted with SOLVENT-FREE, epoxy polyester powders, thermosetting at 180°C, after phosphate treatment.
EMISSIONE LUMINOSA / LIGHT EMISSION	Diretta 	Direct
DISPOSITIVO OTTICO / OPTICAL DEVICE	Lente in PC trasparente (efficienza 95%) Medium 60° Wide 90°	Trasparent PC lens (95% efficiency) Medium 60° Wide 90°
CABLAGGIO / WIRING	Classe I Alimentazione 220~240V Ac 50-60 Hz	Class I Feeding 220~240V Ac 50-60 Hz

DATI TECNICI /
TECHNICAL DATA

LAMP. K	mA	lm/IN	lm/OUT	W	L	Kg	m³
3000	350	3520	3344	21,80	605	2.2	0.005
4000	350	3780	3591	21,80	605	2.2	0.005
3000	350	7040	6688	43,60	1205	4.4	0.010
4000	350	7560	7182	43,60	1205	4.4	0.010
3000	350	10560	10032	65,40	1805	6.6	0.015
4000	350	11340	10773	65,40	1805	6.6	0.015
3000	500	4890	4646	32,20	605	2.2	0.005
4000	500	5260	4997	32,20	605	2.2	0.005
3000	500	9780	9291	64,40	1205	4.4	0.010
4000	500	10520	9994	64,40	1205	4.4	0.010
3000	500	14670	13937	96,60	1805	6.6	0.015
4000	500	15780	14991	96,60	1805	6.6	0.015

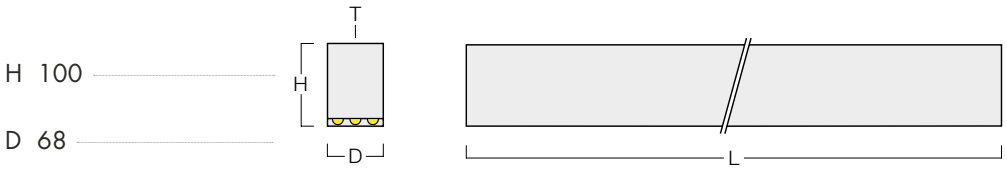

SU RICHIESTA / VERSIONS ON REQUEST (ove possibile) (if possible)		Alimentatore elettronico dimmerabile DALI. Alimentatore elettronico dimmerabile 1-10V. Complesso di emergenza 1h/3h. Ra 90.	DALI Dimmable electronic ballast. Dimmable electronic ballast 1-10V. Emergency unit 1h/3h. Ra 90.
ACCESSORI / ACCESSORIES pag. 423	**4417SP2-2**	Kit per sospensione costituito da un dispositivo di regolazione micrometrica, x2 cavi d'acciaio Ø 2.0 mm L 2000 mm e un rosone in ottone cromato.	Suspension kit consisting of micrometric regulation device, x2 steel cable Ø 2.0 mm L 2000 mm and chromed brass cover.
	4406	Kit per alimentazione costituito da un cavo di alimentazione trasparente L 2000 mm e un rosone in plastica. Dotato di morsettiera, fermacavo e accessori per il fissaggio.	Feeding kit consisting of feeding cable, in transparent colour L 2000 mm and plastic cover. Equipped with connection block, cablegland and fixing accessories.
	KIT-GIUNTOLS8540	Kit per la giunzione di 2 elementi costituito da una piastra in acciaio zincato e 4 viti per il fissaggio della stessa.	Kit for joining 2 elements consisting of a galvanized steel plate and 4 screws for fixing it.
	KIT-SOSP8530	Kit per sospensione (set 2pz), costituito da un dispositivo di regolazione micrometrica, un cavo in acciaio Ø 2 mm L 2000 mm, una piastra di sostegno ed una di fissaggio.	Suspension kit (2pcs set) consisting of a micrometric adjustment device, a Ø 2 mm L 2000 mm long steel cable, a support plate and a fixing plate.
	KIT-TESTATE8540	Kit testate di chiusura (set 2pz) costituito da una testata cieca e una con PG.	End cap kit (2pcs set) consisting of empty end cap and of end cap with PG.
NORMATIVE / REGULATIONS		EN 60598-1 EN 60598-2-1 EN 62031 Sicurezza fotobiologica delle lampade e sistemi di lampade, EN 62471; IEC/TR 62778. Rischio esente – GR 1	Photobiological safety of lamps and lamp system EN 62471; IEC/TR 62778. Exempt risk – GR 1
DIRETTIVE / DIRECTIVES		2014/35/UE 2014/30/UE	

COMPORRE IL CODICE PRODOTTO IN BASE ALLE VOSTRE ESIGENZE, SEGUENDO L'ORDINE INDICATO NELLA TABELLA /
DIAL THE PRODUCT CODE ACCORDING TO YOUR NEEDS, FOLLOWING THE ORDER SHOWN IN THE TABLE

Art. 8540 - 60° LENS - 350mA - 3000 K - 0605 mm - Elettronico - Bianco
ESEMPIO CODICE / CODE EXAMPLE = **8540603W0605E0B**

ART.	LENTE/LENS	ALIMENTAZIONE/FEEDING mA	LAMP. K	L (mm)	CABLAGGIO/WIRING	COLORE/COLOR
8540	**60:** 60°	**3:** 350mA	**W:** 3000	**0605***	**E0:** Elettronico/ Electronic	**B:** Bianco/white
	90: 90°	**5:** 500mA	**N:** 4000	**...**	**DD:** Dimmerabile DALI/ DALI dimmable	**N:** Nero/black
				1805	**EM:** Emergenza/ Emergency	
					DDM: Dimmerabile DALI + Emergenza/ DALI dimmable + Emergency	

*** L 0605 NON DISPONIBILE CON CABLAGGIO EM / DDM**
L 0605 NOT AVAILABLE WITH EM / DDM WIRING

ALL IN ONE IP54

8540

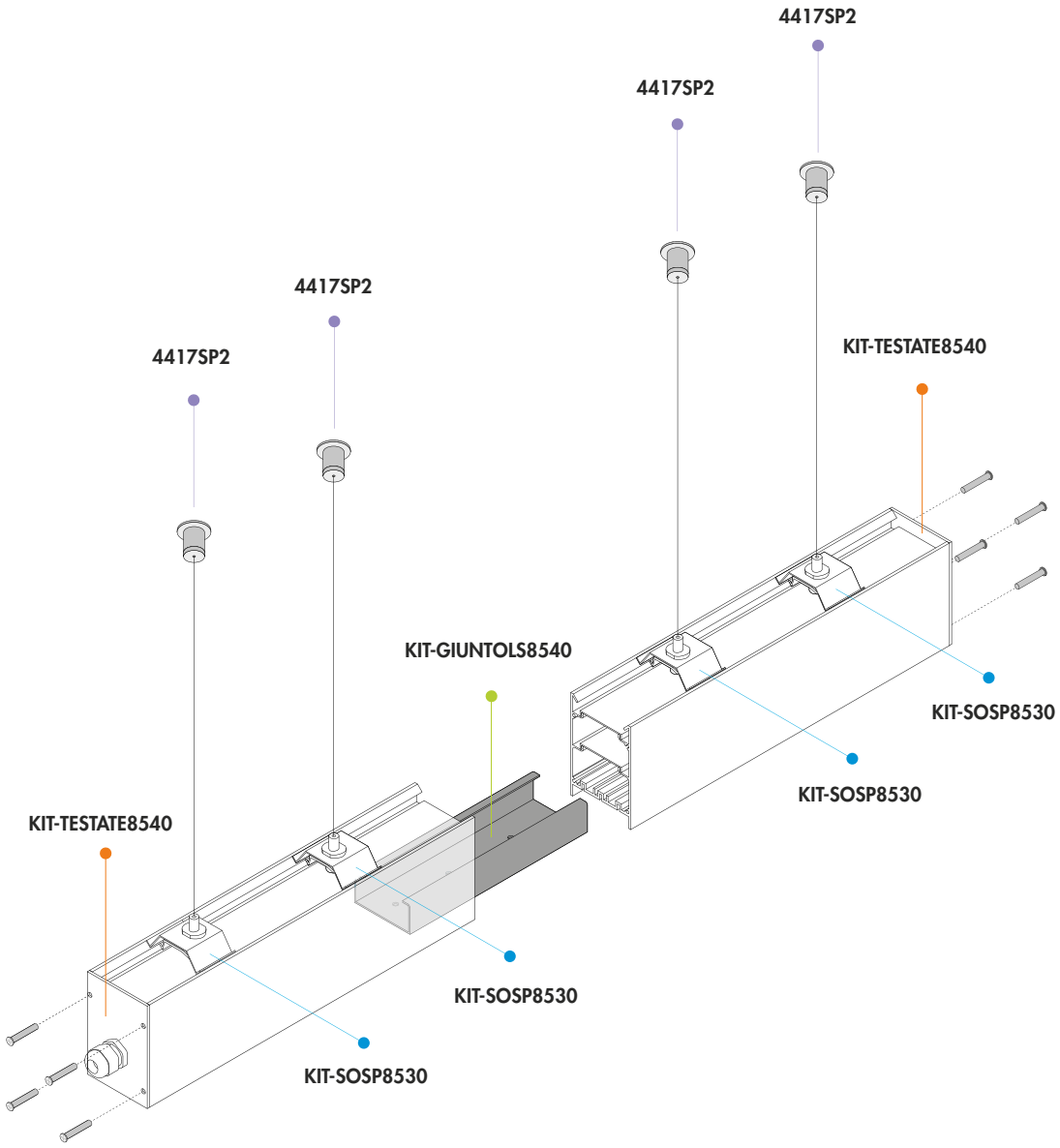



ALL IN ONE IP54

INDICE / INDEX

APPARECCHI DA SOSPENSIONE E PLAFONE /
SUSPENDED AND SURFACE FITTINGS



INDUSTRY S
7538 PAR90 280



TWIN 2 D-I
9860 PAR90 286



TWIN 2 D-I
9851 OP 287



TWIN 2 D
9865 PAR90 290



TWIN 2 D
9861 OP 291



HI PANEL D-I
9946 MP 294



2190 298



T5 295-595
7810 PAR90 302



OK
4940 PAR90 308



OK
5953 OP 309



AZ21
5720 OP 312



INDUSTRY S

APPLICAZIONE / APPLICATION

AREA COMMERCIALE /
COMMERCIAL AREA

CORRIDOIO PUBBLICO /
PUBLIC CORRIDOR

LOCALE PUBBLICO /
PUBLIC HALL

UFFICIO /
OFFICE

NEGOZIO /
SHOP

GRANDI AREE COMMERCIALI /
LARGE COMMERCIAL AREAS





INDUSTRY S

INDUSTRY S

7538 PAR90



4000K | 5416 lm | 31.2W

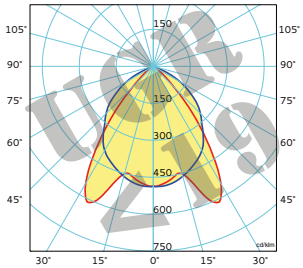

TIPI DI INSTALLAZIONE /
MOUNTINGS

Sospensione /
Suspended fitting

Plafone /
Surface mounted fitting



CORPO /
BODY

Cablaggio - In estruso di alluminio, verniciato con polveri epossipoliestere SOLVENT FREE di colore bianco, nero, grigio o altri colori su richiesta, termoindurenti a 180°C, con pretrattamento superficiale di fosfatazione.

Wiring - In extruded aluminium, painted with SOLVENT-FREE, white, black, grey or other colours upon request, epoxy polyester powders, thermosetting at 180°C, after phosphate treatment.

Dispositivo ottico - In lamiera d'acciaio, verniciato con polveri epossipoliestere SOLVENT FREE di colore bianco, nero, grigio o altri colori su richiesta, termoindurenti a 180°C, con pretrattamento superficiale di fosfatazione.

Optical device - In sheet steel, painted with SOLVENT-FREE, white, black, grey or other colours upon request, epoxy polyester powders, thermosetting at 180°C, after phosphate treatment.

EMISSIONE LUMINOSA /
LIGHT EMISSION

Diretta
Simmetrica



Direct
Symmetric

DISPOSITIVO OTTICO /
OPTICAL DEVICE

Ottica lamellare Darklight, a doppia parabolicità in alluminio satinato antiriflesso, antiridescente, con lamelle paraboliche chiuse superiormente, a bassa luminanza.

Louver Darklight, double pararabolic, with top-closed parabolic blades in mat, anodized, antiglare and anti-iridescent aluminium. Glare limitation.

CABLAGGIO /
WIRING

Classe I
Alimentazione 220~240 V Ac 50-60 Hz
Connettore ad innesto rapido, collegamento alla rete direttamente dall'esterno dell'apparecchio; 2P+T.

Class I
Feeding 220~240 V Ac 50-60 Hz
Quick plug-in, connection to the mains from the outer part of the fitting; 2P+T.

DATI TECNICI /
TECHNICAL DATA

LAMP. K	mA	lm/IN	lm/OUT	W	D	L
3000	350	5136	4109	31,20	120	1176
4000	350	5416	4333	31,20	120	1176
3000	350	6420	5136	39,00	120	1476
4000	350	6770	5416	39,00	120	1476

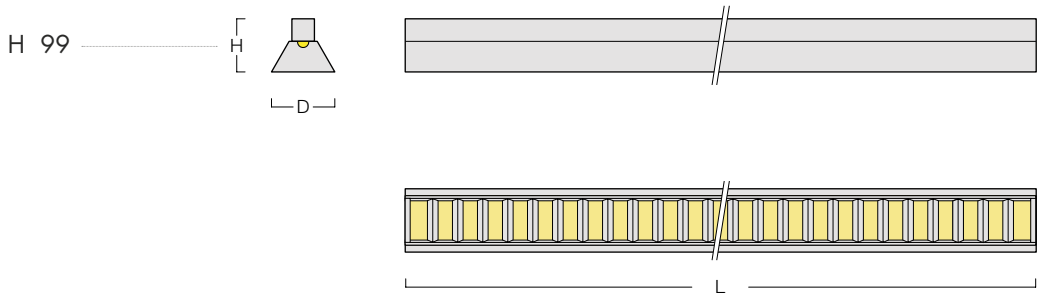

SU RICHIESTA /
VERSIONS ON REQUEST
(ove possibile)
(if possible)

Alimentatore elettronico dimmerabile.
Alimentatore elettronico dimmerabile DALI.
Complesso di emergenza 1h.
Ra 90.

Dimmable electronic ballast.
DALI Dimmable electronic ballast.
Emergency unit 1h.
Ra 90.

Apparecchio da binario elettrificato: - Adattatore a binario trifase - Adattatore a binario trifase DALI

Electric track spotligths: - Adapter for three-phase track - Adapter for three-phase DALI track

ACCESSORI /
ACCESSORIES
pag. 423

4417SP1-2

Kit per sospensione costituito da un dispositivo di regolazione micrometrica, x2 cavi d'acciaio Ø 1.2 mm L 2000 mm e un rosone in ottone cromato.

Suspension kit consisting of micrometric regulation device, x2 steel cable Ø 1.2 mm L 2000 mm and chromed brass cover.

4406

Kit per alimentazione costituito da un cavo di alimentazione trasparente L 2000 mm e un rosone in plastica. Dotato di morsettiera, fermacavo e accessori per il fissaggio.

Feeding kit consisting of feeding cable, in transparent colour L 2000 mm and plastic cover.
Equipped with connection block, cablegland and fixing accessories.

NORMATIVE /
REGULATIONS

EN 60598-1
EN 60598-2-1
EN 62031
Sicurezza fotobiologica delle lampade e sistemi di lampade, EN 62471; IEC/TR 62778.

Photobiological safety of lamps and lamp system EN 62471; IEC/TR 62778.

Rischio esente – GR 0

Exempt risk – GR 0

Idoneo per l'utilizzo in ambienti con videoterminali secondo la norma EN 12464-1.

Suitable for environments with visual display units according to the norm EN 12464-1.

DIRETTIVE /
DIRECTIVES

2014/35/UE
2014/30/UE

LAMP. K	Kg	m³	EL. COD	DALI COD	EL. + EME COD
3000	3,20	0,017	75383PWW1176E0B	75383PWW1176DDB	75383PWW1176EMB
4000	3,20	0,017	75383PNW1176E0B	75383PNW1176DDB	75383PNW1176EMB
3000	4,00	0,021	75383PWW1476E0B	75383PWW1476DDB	75383PWW1476EMB
4000	4,00	0,021	75383PNW1476E0B	75383PNW1476DDB	75383PNW1476EMB

TWIN 2

APPLICAZIONE / APPLICATION

LOCALE PUBBLICO /
PUBLIC HALL

UFFICIO /
OFFICE





TWIN 2

TWIN 2



TIPI DI INSTALLAZIONE /
MOUNTINGS

Sospensione /
Suspended fitting

Plafone /
Surface mounted fitting



CORPO / BODY	In estruso di alluminio, verniciato con polveri epossipoliestere SOLVENT FREE di colore bianco semilucido o grigio metallizzato RAL 9006, termoindurenti a 180°C, con pretrattamento superficiale di fosfatazione.	In extruded aluminium, painted with SOLVENT-FREE, semi-bright white or RAL 9006 metallised grey epoxy polyester powders, thermosetting at 180°C, after phosphate treatment.
EMISSIONE LUMINOSA / LIGHT EMISSION	Diretta - Indiretta Simmetrica 	Direct - Indirect Symmetric
DISPOSITIVO OTTICO / OPTICAL DEVICE	Vedi singole versioni.	Diffuser in opal polycarbonate.
CABLAGGIO / WIRING	Classe I Alimentazione 220~240 V Ac 50-60 Hz	Class I Feeding 220~240 V Ac 50-60 Hz



SU RICHIESTA / VERSIONS ON REQUEST (ove possibile) (if possible)	Alimentatore elettronico dimmerabile. Alimentatore elettronico dimmerabile DALI. Complesso di emergenza 1h. Ra 90.	Dimmable electronic ballast. DALI Dimmable electronic ballast. Emergency unit 1h. Ra 90.
NORMATIVE / REGULATIONS	EN 60598-1 EN 60598-2-2 EN 62031 Sicurezza fotobiologica delle lampade e sistemi di lampade, EN 62471; IEC/TR 62778. Rischio esente – GR 0 Idoneo per l'utilizzo in ambienti con videoterminali secondo la norma EN 12464-1.	 Photobiological safety of lamps and lamp system EN 62471; IEC/TR 62778. Exempt risk – GR 0 Suitable for environments with visual display units according to the norm EN 12464-1.
DIRETTIVE / DIRECTIVES	2014/35/UE 2014/30/UE	



TWIN 2 D-I

9860 PAR90

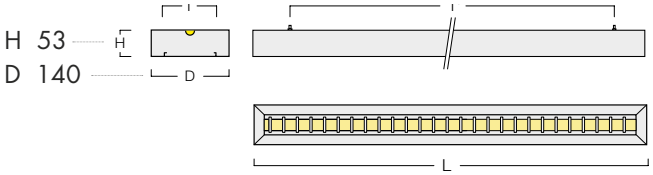

4000K | 6770 lm | 39W

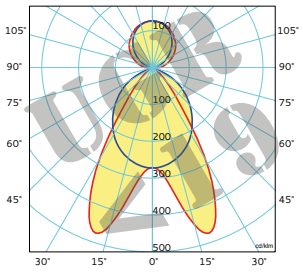

TIPI DI INSTALLAZIONE /
MOUNTINGS

Sospensione /
Suspended fitting

CRI 80 | A+ | CE | MAC ADAM 3 SDCM | 50k L80B10 | GR-0 | IP 20

DISPOSITIVO OTTICO /
OPTICAL DEVICE

Ottica lamellare Darklight, a doppia parabolicità in alluminio satinato antiriflesso, antiridescente, con lamelle paraboliche chiuse superiormente, a bassissima luminanza.

Louver Darklight, double pararabolic, with top-closed parabolic blades in mat, anodized, antiglare and anti-iridescent aluminium. Glare limitation.

ACCESSORI /
ACCESSORIES

Accessori per l'installazione inclusi.

Installation accessories included.

DATI TECNICI /
TECHNICAL DATA

LAMP. K	mA	lm/IN	lm/OUT	W	L	T	T'	Kg	m³	EL. COD	DALI COD	EL. + EME COD
3000	350	5136	3457	31,20	1218	C	830	2,50	0,008	98603PWW1218E0B	98603PWW1218DDB	98603PWW1218EMB
4000	350	5416	3645	31,20	1218	C	830	2,50	0,008	98603PNW1218E0B	98603PNW1218DDB	98603PNW1218EMB
3000	350	6420	4321	39,00	1518	C	1110	3,00	0,011	98603PWW1518E0B	98603PWW1518DDB	98603PWW1518EMB
4000	350	6770	4557	39,00	1518	C	1110	3,00	0,011	98603PNW1518E0B	98603PNW1518DDB	98603PNW1518EMB



TWIN 2 D-I

9851 OPI

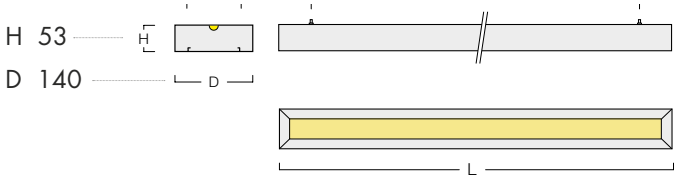

4000K | 6770 lm | 39W

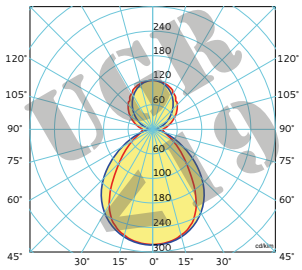

TIPI DI INSTALLAZIONE /
MOUNTINGS

Sospensione /
Suspended fitting

CRI 80 | A+ | CE | MAC ADAM 3 SDCM | 50k L80B10 | GR-0 | IP 20

DISPOSITIVO OTTICO /
OPTICAL DEVICE

Diffusore inferiore policarbonato opale.

Louver diffuser in opal polycarbonate.

ACCESSORI /
ACCESSORIES

Accessori per l'installazione inclusi.

Installation accessories included.

DATI TECNICI /
TECHNICAL DATA

LAMP. K	mA	lm/IN	lm/OUT	W	L	T	T'	Kg	m³	EL. COD	DALI COD	EL. + EME COD
3000	350	5136	2255	31,20	1218	C	830	2,50	0,008	98513PWW1218E0B	98513PWW1218DDB	98513PWW1218EMB
4000	350	5416	2378	31,20	1218	C	830	2,50	0,008	98513PNW1218E0B	98513PNW1218DDB	98513PNW1218EMB
3000	350	6420	2819	39,00	1518	C	1110	3,00	0,011	98513PWW1518E0B	98513PWW1518DDB	98513PWW1518EMB
4000	350	6770	2973	39,00	1518	C	1110	3,00	0,011	98513PNW1518E0B	98513PNW1518DDB	98513PNW1518EMB





TWIN 2



TWIN 2 D

9865 PAR90

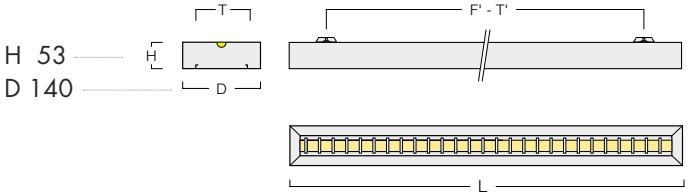

TIPI DI INSTALLAZIONE /
MOUNTINGS

Sospensione /
Suspended fitting

Plafone /
Surface mounted fitting



CRI 80 | A+ | CE | MAC ADAM 3 SDCM | 50k L80B10 | GR-0 | IP 20

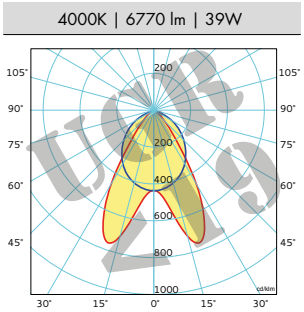

DISPOSITIVO OTTICO /
OPTICAL DEVICE

Ottica lamellare Darklight, a doppia parabolicità in alluminio satinato antiriflesso, antiridescente, con lamelle paraboliche chiuse superiormente, a bassissima luminanza.

Louver Darklight, double pararabolic, with top-closed parabolic blades in mat, anodized, antiglare and anti-iridescent aluminium. Glare limitation.

ACCESSORI /
ACCESSORIES
pag. 423

4403 — Sospensione "Y" (set 2pz) comprendente un dispositivo di regolazione micrometrica, un cavetto d'acciaio di L 2000 mm + 250 mm e un rosone in ottone.

"Y" suspension (2pcs set) consisting of micrometric regulation, L 2000 mm + 250 mm steel cable with chromed brass cover.

4406 — Kit per alimentazione costituito da un cavo di alimentazione trasparente L 2000 mm e un rosone in plastica. Dotato di morsettiera, fermacavo e accessori per il fissaggio.

Feeding kit consisting of feeding cable, in transparent colour L 2000 mm and plastic cover. Equipped with connection block, cablegland and fixing accessories.

DATI TECNICI /
TECHNICAL DATA

LAMP. K	mA	lm/IN	lm/OUT	W	L	T	T'	Kg	m³	EL. COD	DALI COD	EL. + EME COD
3000	350	5136	3220	31,20	1218	C	830	2,50	0,008	98653PWW1218E0B	98653PWW1218DDB	98653PWW1218EMB
4000	350	5416	3395	31,20	1218	C	830	2,50	0,008	98653PNW1218E0B	98653PNW1218DDB	98653PNW1218EMB
3000	350	6420	4024	39,00	1518	C	1110	3,00	0,011	98653PWW1518E0B	98653PWW1518DDB	98653PWW1518EMB
4000	350	6770	4244	39,00	1518	C	1110	3,00	0,011	98653PNW1518E0B	98653PNW1518DDB	98653PNW1518EMB



TWIN 2 D

9861 OP

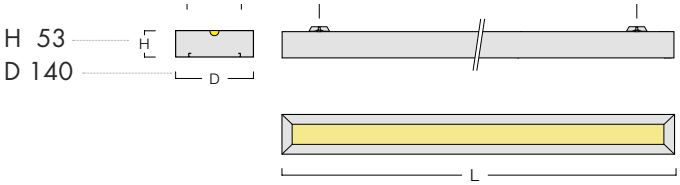

4000K | 6770 lm | 39W

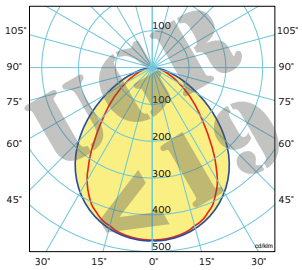

TIPI DI INSTALLAZIONE / MOUNTINGS



Sospensione /
Suspended fitting

Plafone /
Surface mounted fitting

CRI 80 | A+ | CE | MAC ADAM 3 SDCM | 50k L80B10 | GR-0 | IP 20

DISPOSITIVO OTTICO /
OPTICAL DEVICE

Diffusore inferiore policarbonato opale.

Louver diffuser in opal polycarbonate.

ACCESSORI /
ACCESSORIES
pag. 423

4403	Sospensione "Y" (set 2pz) comprendente un dispositivo di regolazione micrometrica, un cavetto d'acciaio di L 2000 mm + 250 mm e un rosone in ottone.	"Y" suspension (2pcs set) consisting of micrometric regulation, L 2000 mm + 250 mm steel cable with chromed brass cover.
4406	Kit per alimentazione costituito da un cavo di alimentazione trasparente L 2000 mm e un rosone in plastica. Dotato di morsettiera, fermacavo e accessori per il fissaggio.	Feeding kit consisting of feeding cable, in transparent colour L 2000 mm and plastic cover. Equipped with connection block, cablegland and fixing accessories.

DATI TECNICI /
TECHNICAL DATA

LAMP. K	mA	lm/IN	lm/OUT	W	L	T	T'	Kg	m³	EL. COD	DALI COD	EL. + EME COD
3000	350	5136	2939	31,20	1218	C	830	2,50	0,008	98613PWW1218E0B	98613PWW1218DDB	98613PWW1218EMB
4000	350	5416	3099	31,20	1218	C	830	2,50	0,008	98613PNW1218E0B	98613PNW1218DDB	98613PNW1218EMB
3000	350	6420	3674	39,00	1518	C	1110	3,00	0,011	98613PWW1518E0B	98613PWW1518DDB	98613PWW1518EMB
4000	350	6770	3874	39,00	1518	C	1110	3,00	0,011	98613PNW1518E0B	98613PNW1518DDB	98613PNW1518EMB

HI PANEL

APPLICAZIONE / APPLICATION

LOCALE PUBBLICO /
PUBLIC HALL

UFFICIO /
OFFICE



METALMEK



HI PANEL

HI PANEL D-I

9946 MP



4000K | 6944 lm | 55.8W

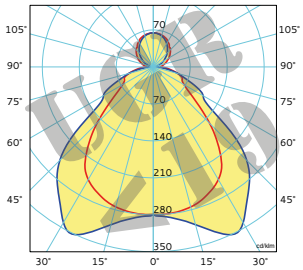

TIPI DI INSTALLAZIONE /
MOUNTINGS

Sospensione /
Suspended fitting



CORPO / BODY	In estruso d'alluminio, verniciato con polveri epossipoliestere SOLVENT FREE di colore bianco semilucido, termoindurenti a 180°C, con pretrattamento superficiale di fosfatazione.	In extruded aluminium, painted with SOLVENT-FREE, semi-bright white epoxy polyester powders, thermosetting at 180°C, after phosphate treatment.
EMISSIONE LUMINOSA / LIGHT EMISSION	Diretta-Indiretta Simmetrica 	Direct-Indirect Symmetric
DISPOSITIVO OTTICO / OPTICAL DEVICE	Diffusore in metacrilato microprismatizzato.	Diffuser in microprismatic methacrylate.
CABLAGGIO / WIRING	Classe I Alimentazione (LED driver remoto) 100~240 V / 50-60 Hz	Class I Feeding (independent led driver) 100~240 V / 50-60 Hz

DATI TECNICI /
TECHNICAL DATA

LAMP. K	mA	lm/IN	lm/OUT	W	D	L
3000	350	6593	5505	55,80	595	595
4000	350	6944	5798	55,80	595	595
3000	350	6562	5479	55,80	295	1195
4000	350	6906	5767	55,80	295	1195

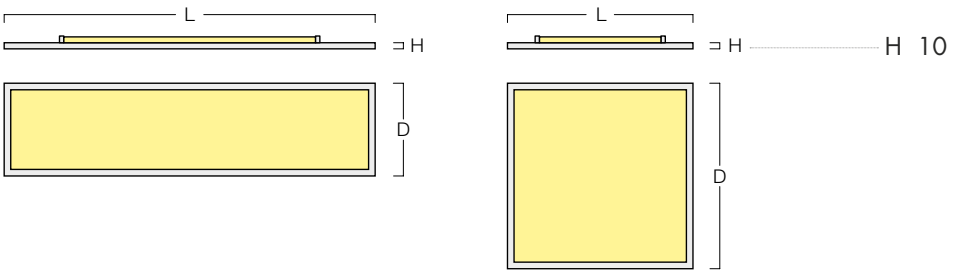

SU RICHIESTA /
VERSIONS ON REQUEST
(ove possibile)
(if possible)

Complesso di emergenza.

Emergency unit.

ACCESSORI /
ACCESSORIES

Accessori per l'installazione inclusi.

Installation accessories included.

NORMATIVE /
REGULATIONS

EN 60598-1
EN 60598-2-1
EN 62031
Sicurezza fotobiologica delle lampade e sistemi di lampade, EN 62471; IEC/TR 62778.

Rischio esente – GR 0

Photobiological safety of lamps and lamp system EN 62471; IEC/TR 62778.

Exempt risk – GR 0

DIRETTIVE /
DIRECTIVES

2014/35/UE
2014/30/UE

LAMP. K	Kg	m³	EL. COD	DALI COD	EL. + EME COD
3000	3,80	0,033	9946N53BWWE	9946N53BWWDD	-
4000	3,80	0,033	9946N53BNWE	9946N53BNWDD	-
3000	3,80	0,033	9946L53BWWE	9946L53BWWDD	-
4000	3,80	0,033	9946L53BNWE	9946L53BNWDD	-

2190

APPLICAZIONE / APPLICATION

CORRIDOIO PUBBLICO /
PUBLIC CORRIDOR

LOCALE PUBBLICO /
PUBLIC HALL

UFFICIO /
OFFICE





2190

2190



TIPI DI INSTALLAZIONE /
MOUNTINGS

Plafone /
Surface mounted fitting

Incasso, in appoggio su controsoffitto
a pannelli 600x600 con struttura a vista /
built-in fitting, lay-in 600x600 mm
wide exposed bearing structure



4000K | 8560 lm | 55.6W

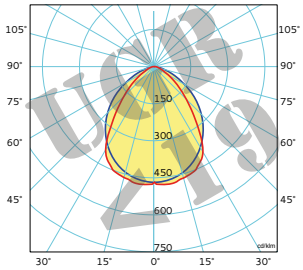

CORPO / BODY	In lamiera d'acciaio verniciato con polveri epossipoliestere SOLVENT FREE termoindurenti a 180°C, con pretrattamento superficiale di fosfatazione.	In sheet steel, painted with SOLVENT-FREE, epoxy polyester powders, thermosetting at 180°C, after phosphate treatment.
EMISSIONE LUMINOSA / LIGHT EMISSION	Diretta Simmetrica 	Direct Symmetric
DISPOSITIVO OTTICO / OPTICAL DEVICE	Diffusore in policarbonato microprismatizzato.	Diffuser in microprismatic polycarbonate.
CABLAGGIO / WIRING	Classe I Alimentazione 220~240 V Ac 50-60 Hz	Class I Feeding 220~240 V Ac 50-60 Hz
SU RICHIESTA / VERSIONS ON REQUEST (ove possibile) (if possible)	Alimentatore elettronico dimmerabile. Alimentatore elettronico dimmerabile DALI. Complesso di emergenza 1h/3h.	Dimmable electronic ballast. DALI Dimmable electronic ballast. Emergency unit 1h/3h.

DATI TECNICI /
TECHNICAL DATA

LAMP. K	mA	lm/IN	lm/OUT	W	D	L
3000	300	4060	2470	27,80	595	595
4000	300	4280	2604	27,80	595	595
3000	300	8120	4939	55,60	295	1195
4000	300	8560	5207	55,60	295	1195

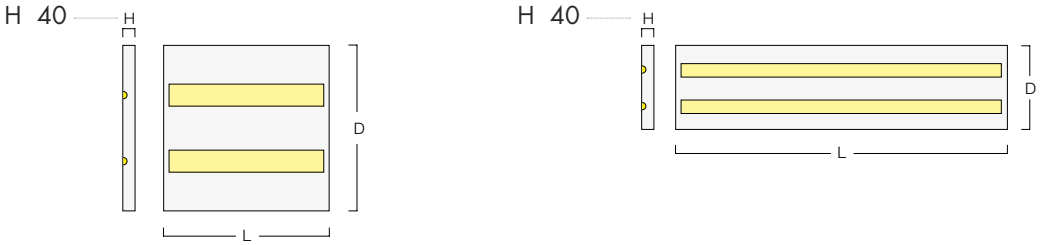

NORMATIVE /
REGULATIONS

EN 60598-1
EN 60598-2-1
EN 60598-2-2
EN 62031
Sicurezza fotobiologica delle lampade e sistemi di lampade, EN 62471; IEC/TR 62778.

Photobiological safety of lamps and lamp system EN 62471; IEC/TR 62778.

Rischio esente – GR 0

Exempt risk – GR 0

DIRETTIVE /
DIRECTIVES

2014/35/UE
2014/30/UE

IL PRODOTTO RISPONDE AL D. M. 11 OTTOBRE 2017 PER L'UTILIZZO IN EDIFICI PUBBLICI.

LAMP. K	Kg	m³	EL. COD	DALI COD	EL. + EME COD
3000	4,50	0,020	219090WW0595E0B	219090WW0595DDB	219090WW0595EMB
4000	4,50	0,020	219090NW0595E0B	219090NW0595DDB	219090NW0595EMB
3000	4,50	0,020	219090WW1195E0B	219090WW1195DDB	219090WW1195EMB
4000	4,50	0,020	219090NW1195E0B	219090NW1195DDB	219090NW1195EMB

T5 295-595

APPLICAZIONE / APPLICATION

CORRIDOIO PUBBLICO /
PUBLIC CORRIDOR

LOCALE PUBBLICO /
PUBLIC HALL

UFFICIO /
OFFICE





T5 295-595



T5 295-595

7810 PAR90

4000K | 5416 lm | 31.2W

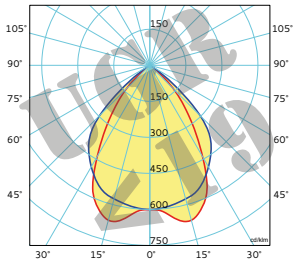

TIPI DI INSTALLAZIONE /
MOUNTINGS

Sospensione /
Suspended fitting

Plafone /
Surface mounted fitting



CORPO / BODY	In lamiera d'acciaio in un pezzo unico, verniciato con polveri epossipoliestere SOLVENT FREE di colore bianco semilucido, termoindurenti a 180°C, con pretrattamento superficiale di fosfatazione.	In one-piece sheet steel, painted with SOLVENT-FREE, semi-bright white epoxy polyester powders, thermosetting at 180°C, after phosphate treatment.
EMISSIONE LUMINOSA / LIGHT EMISSION	Diretta Simmetrica 	Direct Symmetric
DISPOSITIVO OTTICO / OPTICAL DEVICE	Ottica lamellare Darklight, a doppia parabolicità in alluminio satinato antiriflesso, antiridescente, con lamelle paraboliche chiuse superiormente, a bassa luminanza.	Louver Darklight, double pararabolic, with top-closed parabolic blades in mat, anodized, antiglare and anti-iridescent aluminium. Glare limitation.
CABLAGGIO / WIRING	Classe I Alimentazione 220~240 V Ac 50-60 Hz Fluorescenza lineare, Classe I, cavetto rigido unipolare HT 90°C - IEC 227-3, con guaina in PVC, non propagante la fiamma. Morsetto: 2P+T. Alimentazione elettronica 230-240 V / 50-60 Hz. Rifasato in parallelo cos λ > 0,95.	Class I Feeding 220~240 V Ac 50-60 Hz Linear fluorescence, Class I, flame-resistant rigid unipolar PVC-sheathed HT cable 90°C - IEC 227-3. 2P+T terminal. Electronic feed 230-240 V / 50-60 Hz. power factor correction in parallel at cos λ > 0,95.

DATI TECNICI /
TECHNICAL DATA

LAMP. K	LINE	mA	lm/IN	lm/OUT	W	D	L	F	F'
3000	2	350	5136	3518	31,20	295	1195	C	1050
4000	2	350	5416	3710	31,20	295	1195	C	1050
3000	2	350	6420	4398	39,00	295	1495	C	1350
4000	2	350	6770	4638	39,00	295	1495	C	1350
3000	4	350	5136	3556	31,20	595	595	425	395
4000	4	350	5416	3749	31,20	595	595	425	395

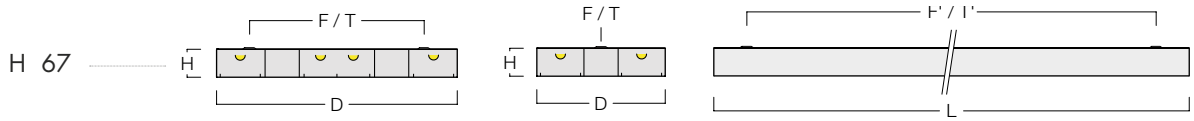

CRI 80 | A+ | CE | MAC ADAM 3 SDCM | 50k L80B10 | GR-0 | IP 20

SU RICHIESTA / VERSIONS ON REQUEST (ove possibile) (if possible)		Alimentatore elettronico dimmerabile. Alimentatore elettronico dimmerabile DALI. Complesso di emergenza 1h. Ra 90.	Dimmable electronic ballast. DALI Dimmable electronic ballast. Emergency unit 1h. Ra 90.
ACCESSORI / ACCESSORIES pag. 423	**4417SP1-2**	Kit per sospensione costituito da un dispositivo di regolazione micrometrica, x2 cavi d'acciaio Ø 1.2 mm L 2000 mm e un rosone in ottone cromato.	Suspension kit consisting of micrometric regulation device, x2 steel cable Ø 1.2 mm L 2000 mm and chromed brass cover.
	4417SP1-4	Kit per sospensione costituito da un dispositivo di regolazione micrometrica, x4 cavi d'acciaio Ø 1.2 mm L 2000 mm e un rosone in ottone cromato.	Suspension kit consisting of micrometric regulation device, x4 steel cable Ø 1.2 mm L 2000 mm and chromed brass cover.
	4406	Kit per alimentazione costituito da un cavo di alimentazione trasparente L 2000 mm ed un rosone in plastica. Dotato di morsettiera, fermacavo e accessori per il fissaggio.	Feeding kit consisting of feeding cable in transparent colour L 2000 mm and plastic cover. Equipped with connection block, cablegland and fixing accessories.
NORMATIVE / REGULATIONS		EN 60598-1 EN 60598-2-1 EN 62031 Sicurezza fotobiologica delle lampade e sistemi di lampade, EN 62471; IEC/TR 62778. Rischio esente – GR 0 Idoneo per l'utilizzo in ambienti con videoterminali secondo la norma EN 12464-1.	Photobiological safety of lamps and lamp system EN 62471; IEC/TR 62778. Exempt risk – GR 0 Suitable for environments with visual display units according to the norm EN 12464-1.
DIRETTIVE / DIRECTIVES		2014/35/UE 2014/30/UE	

LAMP. K	Kg	m³	EL. COD	DALI COD	EL. + EME COD
3000	6,00	0,028	78103WW1195E0B	78103WW1195DDB	78103WW1195EMB
4000	6,00	0,028	78103NW1195E0B	78103NW1195DDB	78103NW1195EMB
3000	7,00	0,035	78103WW1495E0B	78103WW1495DDB	78103WW1495EMB
4000	7,00	0,035	78103NW1495E0B	78103NW1495DDB	78103NW1495EMB
3000	6,00	0,028	78103WW0595E0B	78103WW0595DDB	78103WW0595EMB
4000	6,00	0,028	78103NW0595E0B	78103NW0595DDB	78103NW0595EMB

OK

APPLICAZIONE / APPLICATION

CORRIDOIO PUBBLICO /
PUBLIC CORRIDOR

LOCALE PUBBLICO /
PUBLIC HALL

UFFICIO /
OFFICE




OK

OK



TIPI DI INSTALLAZIONE /
MOUNTINGS

Sospensione /
Suspended fitting

Plafone /
Surface mounted fitting



CORPO / BODY	In lamiera d'acciaio in un pezzo unico, verniciato con polveri epossipoliestere SOLVENT FREE di colore bianco semilucido, termoindurenti a 180°C, con pretrattamento superficiale di fosfatazione.	In one-piece sheet steel, painted with SOLVENT-FREE, semi-bright white epoxy polyester powders, thermosetting at 180°C, after phosphate treatment.
EMISSIONE LUMINOSA / LIGHT EMISSION	Diretta Simmetrica 	Direct Symmetric
DISPOSITIVO OTTICO / OPTICAL DEVICE	Vedi singole versioni.	See our single versions.
CABLAGGIO / WIRING	Classe I Alimentazione 220~240 V Ac 50-60 Hz Fluorescenza lineare, Classe I, cavetto rigido unipolare HT 90°C - IEC 227-3, con guaina in PVC, non propagante la fiamma. Morsetto: 2P+T. Alimentazione elettronica 230-240 V / 50-60 Hz. Rifasato in parallelo cos λ > 0,95.	Class I Feeding 220~240 V Ac 50-60 Hz Linear fluorescence, Class I, flame-resistant rigid unipolar PVC-sheathed HT cable 90°C - IEC 227-3. 2P+T terminal. Electronic feed 230-240 V / 50-60 Hz. power factor correction in parallel at cos λ > 0,95.
SU RICHIESTA / VERSIONS ON REQUEST (ove possibile) (if possible)	Alimentatore elettronico dimmerabile. Alimentatore elettronico dimmerabile DALI. Complesso di emergenza 1h. Ra 90.	Dimmable electronic ballast. DALI Dimmable electronic ballast. Emergency unit 1h. Ra 90.



/ **OK**

ACCESSORI / ACCESSORIES pag. 423	**4417SP1-2**	Kit per sospensione costituito da un dispositivo di regolazione micrometrica, x2 cavi d'acciaio Ø 1.2 mm L 2000 mm e un rosone in ottone cromato.	Suspension kit consisting of micrometric regulation device, x2 steel cable Ø 1.2 mm L 2000 mm and chromed brass cover.
	4417SP1-4	Kit per sospensione costituito da un dispositivo di regolazione micrometrica, x4 cavi d'acciaio Ø 1.2 mm L 2000 mm e un rosone in ottone cromato.	Suspension kit consisting of micrometric regulation device, x4 steel cable Ø 1.2 mm L 2000 mm and chromed brass cover.
	4406	Kit per alimentazione costituito da un cavo di alimentazione trasparente L 2000 mm ed un rosone in plastica. Dotato di morsettiera, fermacavo e accessori per il fissaggio.	Feeding kit consisting of feeding cable in transparent colour L 2000 mm and plastic cover. Equipped with connection block, cablegland and fixing accessories.

NORMATIVE / REGULATIONS	EN 60598-1 EN 60598-2-1 EN 62031	
	Sicurezza fotobiologica delle lampade e sistemi di lampade, EN 62471; IEC/TR 62778.	Photobiological safety of lamps and lamp system EN 62471; IEC/TR 62778.
	Rischio esente – GR 0	Exempt risk – GR 0
	Idoneo per l'utilizzo in ambienti con videoterminali secondo la norma EN 12464-1.	Suitable for environments with visual display units according to the norm EN 12464-1.

DIRETTIVE / DIRECTIVES	2014/35/UE 2014/30/UE

OK

4940 PAR90



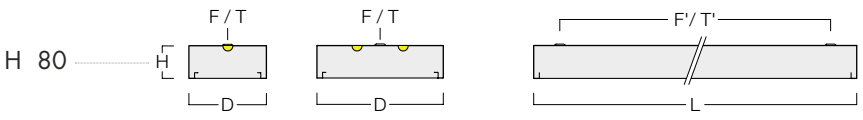

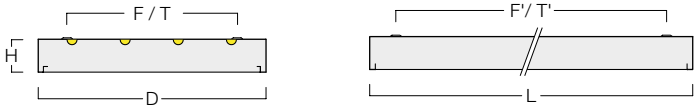

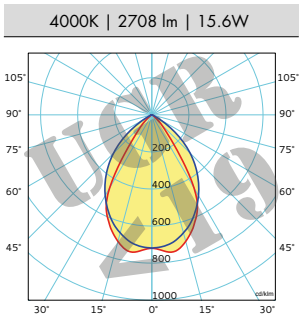

CRI 90 | A+ | CE | MAC ADAM 3 SDCM | 50k L80B10 | GR-0 | IP 20

DISPOSITIVO OTTICO /
OPTICAL DEVICE

Ottica lamellare Darklight, a doppia parabolicità in alluminio satinato antiriflesso, antiridescente, con lamelle paraboliche chiuse superiormente, a bassa luminanza.

Louver Darklight, double pararabolic, with top-closed parabolic blades in mat, anodized, antiglare and anti-iridescent aluminium. Glare limitation.

DATI TECNICI /
TECHNICAL DATA

LAMP. K	LINE	mA	lm/IN	lm/OUT	W	D	L	F/T	F'/T'	Kg	m³	EL. COD	DALI COD	EL. + EME COD
3000	1	350	2311	1631	15,60	170	1245	C	930	6,50	0,020	4940903WW1245E0B	4940903WW1245DDB	-
4000	1	350	2437	1720	15,60	170	1245	C	930	6,50	0,020	4940903NW1245E0B	4940903NW1245DDB	-
3000	2	350	4622	3262	31,20	250	1230	C	1030	6,00	0,029	4940903WW1230E0B	4940903WW1230DDB	4940903WW1230EMB
4000	2	350	4874	3430	31,20	250	1230	C	1030	6,00	0,029	4940903NW1230E0B	4940903NW1230DDB	4940903NW1230EMB
3000	2	350	5778	4078	39,00	250	1530	C	1330	8,00	0,036	4940903WW1530E0B	4940903WW1530DDB	4940903WW1530EMB
4000	2	350	6093	4300	39,00	250	1530	C	1330	8,00	0,036	4940903NW1530E0B	4940903NW1530DDB	4940903NW1530EMB
3000	4	350	4622	3262	31,20	530	615	460	500	6,00	0,030	4940903WW0615E0B	4940903WW0615DDB	4940903WW0615EMB
4000	4	350	4874	3440	31,20	530	615	460	500	6,00	0,030	4940903NW0615E0B	4940903NW0615DDB	4940903NW0615EMB



OK

5953 OP



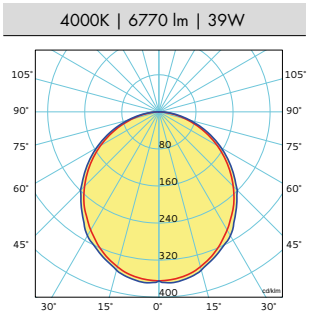

CRI ≥80 | A+ | CE | MAC ADAM 3 SDCM | 50k L80B10 | GR-0 | IP 40

DISPOSITIVO OTTICO / OPTICAL DEVICE

Diffusore in metacrilato opale.

Diffuser in opal methacrylate.

DATI TECNICI / TECHNICAL DATA

LAMP. K	mA	lm/IN	lm/OUT	W	L	F/T	F'/T'	Kg	m³	EL. COD	DALI COD	EL. + EME COD
3000	350	2568	1631	15,60	580	C	458	1,30	0,006	59533WW0580E0B	59533WW0580DDB	59533WW0580EMB
4000	350	2708	1720	15,60	580	C	458	1,30	0,006	59533NW0580E0B	59533NW0580DDB	59533NW0580EMB
3000	350	5136	3262	31,20	1140	C	902	2,40	0,012	59533WW1140E0B	59533WW1140DDB	59533WW1140EMB
4000	350	5416	3440	31,20	1140	C	902	2,40	0,012	59533NW1140E0B	59533NW1140DDB	59533NW1140EMB
3000	350	6420	4077	39,00	1420	C	591	5,90	0,015	59533WW1420E0B	59533WW1420DDB	59533WW1420EMB
4000	350	6770	4300	39,00	1420	C	591	5,90	0,015	59533NW1420E0B	59533NW1420DDB	59533NW1420EMB

AZ21

APPLICAZIONE / APPLICATION

CORRIDOIO PUBBLICO /
PUBLIC CORRIDOR

LOCALE PUBBLICO /
PUBLIC HALL

LOCALE RESIDENZIALE /
RESIDENTIAL HALL





AZ21

AZ21

5720 OP



TIPI DI INSTALLAZIONE /
MOUNTINGS

Sospensione /
Suspended fitting

Plafone /
Surface mounted fitting



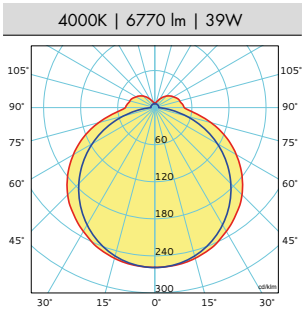

CORPO / BODY	In lamiera d'acciaio, verniciato con polveri epossipoliestere SOLVENT FREE di colore bianco semilucido, termoindurenti a 180°C, con pretrattamento superficiale di fosfatazione.	In sheet steel, painted with SOLVENT-FREE, semi-bright white, epoxy polyester powders, thermosetting at 180°C, after phosphate treatment.
EMISSIONE LUMINOSA / LIGHT EMISSION	Diretta Simmetrica 	Direct Symmetric
DISPOSITIVO OTTICO / OPTICAL DEVICE	Diffusore opale in metacrilato termoformato in un unico pezzo.	Diffuser polymer opal high transmittance - Extreme high light transmission and high diffusivity.
CABLAGGIO / WIRING	Classe I Alimentazione 220~240 V Ac 50-60 Hz	Class I Feeding 220~240 V Ac 50-60 Hz
SU RICHIESTA / VERSIONS ON REQUEST (ove possibile) (if possible)	Alimentatore elettronico dimmerabile. Alimentatore elettronico dimmerabile DALI. Ra 90.	Dimmable electronic ballast. DALI Dimmable electronic ballast. Ra 90.

DATI TECNICI /
TECHNICAL DATA

LAMP. K	mA	lm/IN	lm/OUT	W	L	F/T	F'/T'
3000	350	2568	2019	15,60	640	180	640
4000	350	2708	2129	15,60	640	180	640
3000	350	5136	4038	31,20	1250	180	1250
4000	350	5416	4258	31,20	1250	180	1250
3000	350	6420	5047	39,00	1550	180	1550
4000	350	6770	5322	39,00	1550	180	1550

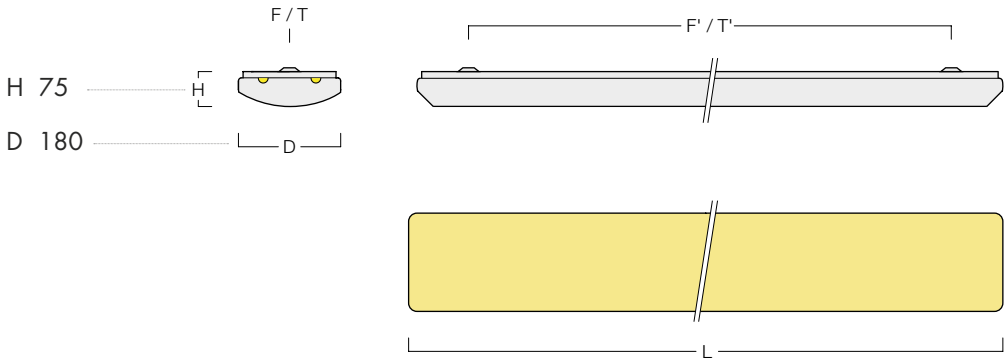

CRI 80 | A+ | CE | MAC ADAM 3 SDCM | 50k L80B10 | GR-0 | IP 40

ACCESSORI / ACCESSORIES
pag. 423

4417SP1-2	Kit per sospensione costituito da un dispositivo di regolazione micrometrica, x2 cavi d'acciaio Ø 1.2 mm L 2000 mm e un rosone in ottone cromato.	Suspension kit consisting of micrometric regulation device, x2 steel cable Ø 1.2 mm L 2000 mm and chromed brass cover.
4406	Kit per alimentazione costituito da un cavo di alimentazione trasparente L 2000 mm e un rosone in plastica. Dotato di morsettiera, fermacavo e accessori per il fissaggio.	Feeding kit consisting of feeding cable, in transparent colour L 2000 mm and plastic cover. Equipped with connection block, cablegland and fixing accessories.

NORMATIVE / REGULATIONS

EN 60598-1 EN 60598-2-1 EN 62031 Sicurezza fotobiologica delle lampade e sistemi di lampade, EN 62471; IEC/TR 62778.	Photobiological safety of lamps and lamp system EN 62471; IEC/TR 62778.
Rischio esente – GR 0	Exempt risk – GR 0

DIRETTIVE / DIRECTIVES

2014/35/UE
2014/30/UE

LAMP. K	Kg	m³	EL. COD	DALI COD	EL. + EME COD
3000	2,00	0,010	5720WW17B-2	5720WW17DDB-2	5720WW17B-2M
4000	2,00	0,010	5720NW17B-2	5720NW17DDB-2	5720NW17B-2M
3000	3,50	0,020	5720WW37B-2	5720WW37DDB-2	5720WW37B-2M
4000	3,50	0,020	5720NW37B-2	5720NW37DDB-2	5720NW37B-2M
3000	4,90	0,025	5720WW42B-2	5720WW42DDB-2	5720WW42B-2M
4000	4,90	0,025	5720NW42B-2	5720NW42DDB-2	5720NW42B-2M

INDICE / INDEX

APPARECCHI DA INCASSO /
RECESSED FITTINGS



595
2095 LENS 318



295-595
2090 MP 322



295-595
2080 MP 324



5T5
7960 PAR90 328



HI PANEL
9940 MP 332



ALBA
9145 336



MORBIDA
2019 340



595

APPLICAZIONE / APPLICATION

CORRIDOIO PUBBLICO /
PUBLIC CORRIDOR

LOCALE PUBBLICO /
PUBLIC HALL

UFFICIO /
OFFICE





595
2095 LENS



TIPI DI INSTALLAZIONE /
MOUNTINGS

Incasso in appoggio su controsoffitto a pannelli 600x600 con struttura a vista /
Built-in fitting, lay-in 600x600 mm wide exposed bearing structure

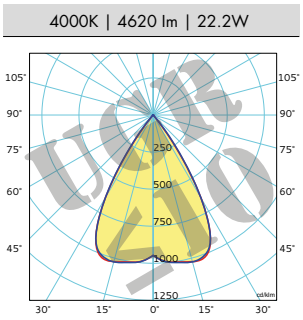

CORPO / BODY	In lamiera d'acciaio verniciato con polveri epossipoliestere SOLVENT FREE termoindurenti a 180°C, con pretrattamento superficiale di fosfatazione.	In sheet steel, painted with SOLVENT-FREE, epoxy polyester powders, thermosetting at 180°C, after phosphate treatment.
EMISSIONE LUMINOSA / LIGHT EMISSION	Diretta Simmetrica	Direct Symmetric
DISPOSITIVO OTTICO / OPTICAL DEVICE	Ottica Darklight, a celle quadrate in policarbonato nero lucido. Lente in PMMA trasparente (efficienza 87%) Narrow 50°	Darklight optic, with square cells in polycarbonate glossy black. Trasparent PMMA lens (87% efficiency) Narrow 50°
CABLAGGIO / WIRING	Classe I Alimentazione 220~240V Ac 50-60 Hz	Class I Feeding 220~240 V Ac 50-60 Hz

DATI TECNICI /
TECHNICAL DATA

LAMP. K	mA	lm/IN	lm/OUT	W	D/L	H
3000	100	4380	2873	22,20	595	25
4000	100	4620	3030	22,20	595	25
3000	200	8400	5509	46,20	595	25
4000	200	9660	6335	46,20	595	25

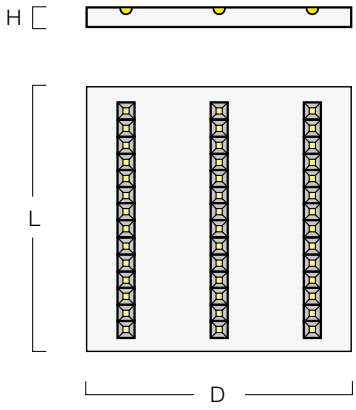

CRI ≥80 · A+ · CE · MAC ADAM 3 SDCM · 75k L80B10 · IP 20

SU RICHIESTA / VERSIONS ON REQUEST (ove possibile) (if possible)	Alimentatore elettronico dimmerabile DALI. Ra 90.	DALI dimmable electronic ballast Ra 90.
NORMATIVE / REGULATIONS	EN 60598-1 EN 60598-2-2 EN 62031 Sicurezza fotobiologica delle lampade e sistemi di lampade, EN 62471; IEC/TR 62778.	Photobiological safety of lamps and lamp system EN 62471; IEC/TR 62778.
DIRETTIVE / DIRECTIVES	2014/35/UE 2014/30/UE	

LAMP. K	Kg	m^3	EL. COD	DALI COD	EL. + EME COD
3000	6,00	0,035	20951WW0595E0B	20951WW0595DDB	20951WW0595EMB
4000	6,00	0,035	20951NW0595E0B	20951NW0595DDB	20951NW0595EMB
3000	6,00	0,035	20952WW0595E0B	20952WW0595DDB	20952WW0595EMB
4000	6,00	0,035	20952NW0595E0B	20952NW0595DDB	20952NW0595EMB

295-595

APPLICAZIONE / APPLICATION

CORRIDOIO PUBBLICO /
PUBLIC CORRIDOR

LOCALE PUBBLICO /
PUBLIC HALL

UFFICIO /
OFFICE







295-595
2090 MP

TIPI DI INSTALLAZIONE /
MOUNTINGS

Incasso, in appoggio su controsoffitti
a pannelli 600x600 mm con struttura a vista /
built-in fitting, lay-in 600x600 mm
wide exposed bearing structure

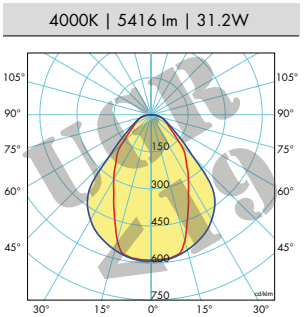

CORPO / BODY	In lamiera d'acciaio verniciato con polveri epossipoliestere SOLVENT FREE di colore bianco semilucido, termoindurenti a 180°C, con pretrattamento superficiale di fosfatazione.	In sheet steel, painted with SOLVENT-FREE, semi-bright white epoxy polyester powders, thermosetting at 180°C, after phosphate treatment.
EMISSIONE LUMINOSA / LIGHT EMISSION	Diretta Simmetrica	Direct Symmetric
DISPOSITIVO OTTICO / OPTICAL DEVICE	Diffusore in policarbonato microprismatizzato.	Diffuser in microprismatic polycarbonate.
CABLAGGIO / WIRING	Classe I Alimentazione 220~240V Ac 50-60 Hz	Class I Feeding 220~240 V Ac 50-60 Hz

DATI TECNICI /
TECHNICAL DATA

LAMP. K	LINE	mA	lm/IN	lm/OUT	W	D/L	H	Kg	m³
3000	2	350	5136	3506	31,20	595	42	4,50	0,02
4000	2	350	5416	3697	31,20	595	42	4,50	0,02
3000	3	350	7704	5259	46,80	595	42	4,50	0,02
4000	3	350	8124	5546	46,80	595	42	4,50	0,02

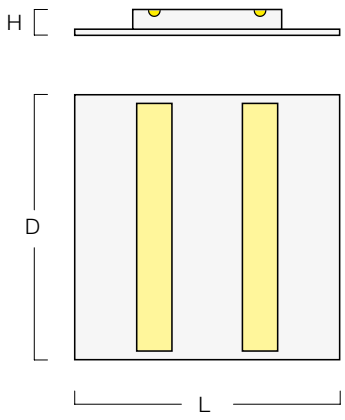

CRI ≥80 | A+ | CE | MAC ADAM 3 SDCM | 50k L80B10 | IP 20 IP 40

SU RICHIESTA / VERSIONS ON REQUEST (ove possibile) (if possible)	Alimentatore elettronico dimmerabile 1-10V. Alimentatore elettronico dimmerabile DALI. Complesso di emergenza 1/3h. Ra 90.	Dimmable electronic ballast 1-10V. DALI dimmable electronic ballast. Emergency unit 1/3h. Ra 90.
NORMATIVE / REGULATIONS	EN 60598-2-2 EN 62031	
DIRETTIVE / DIRECTIVES	2014/35/UE 2014/30/UE	

LAMP. K	Kg	m^3	EL. COD	DALI COD
3000	4,50	0,02	20903PWW0595E0B2	20903PWW0595DDB2
4000	4,50	0,02	20903PNW0595E0B2	20903PNW0595DDB2
3000	4,50	0,02	20903PWW0595E0B3	20903PWW0595DDB3
4000	4,50	0,02	20903PNW0595E0B3	20903PNW0595DDB3

295-595
2080 MP



TIPI DI INSTALLAZIONE /
MOUNTINGS

Plafone /
Surface mounted fitting

Incasso /
Built-in fitting



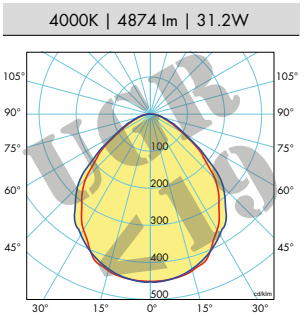

CORPO / BODY	In lamiera d'acciaio in un pezzo unico, verniciato con polveri epossipoliestere SOLVENT FREE di colore bianco semilucido, termoindurenti a 180°C, con pretrattamento superficiale di fosfatazione.	In one-piece sheet steel, painted with SOLVENT-FREE, semi-bright white epoxy polyester powders, thermosetting at 180°C, after phosphate treatment.
EMISSIONE LUMINOSA / LIGHT EMISSION	Diretta Simmetrica 	Direct Symmetric
DISPOSITIVO OTTICO / OPTICAL DEVICE	Diffusore in policarbonato microprismatizzato.	Diffuser in microprismatic polycarbonate.
CABLAGGIO / WIRING	Classe I Alimentazione 220~240V Ac 50-60 Hz	Class I Feeding 220~240 V Ac 50-60 Hz

DATI TECNICI /
TECHNICAL DATA

LAMP. K	mA	lm/IN	lm/OUT	W	D/L	H	F/F'	Kg	m³
3000	350	4622	3381	31,20	595	100	510	5,50	0,041
4000	350	4874	3565	31,20	595	100	510	5,50	0,041
3000	500	6314	4619	45,60	595	100	510	5,50	0,041
4000	500	6653	4866	45,60	595	100	510	5,50	0,041
3000	350	9245	6762	62,40	595	100	510	5,50	0,041
4000	350	9749	7130	62,40	595	100	510	5,50	0,041

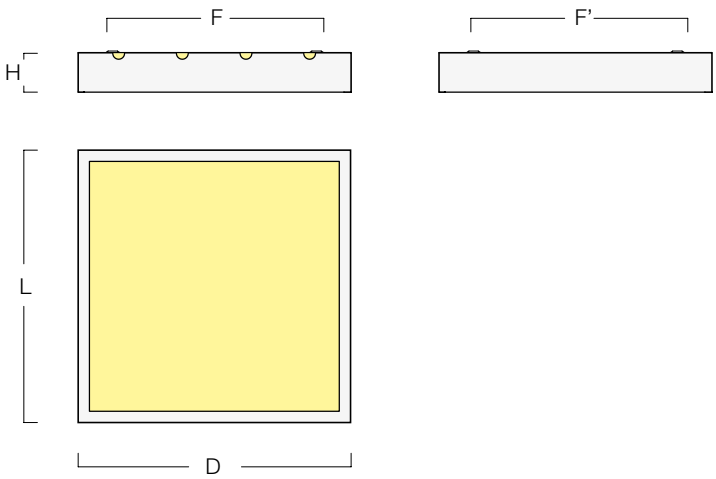

CRI ≥90 | A+ | CE | MAC ADAM 3 SDCM | 50k L80B10 | IP 20 IP 40

SU RICHIESTA / VERSIONS ON REQUEST (ove possibile) (if possible)	Alimentatore elettronico dimmerabile 1-10V. Alimentatore elettronico dimmerabile DALI. Complesso di emergenza 1h/3h.	Dimmable electronic ballast 1-10V DALI dimmable electronic ballast Emergency unit 1h/3h.
NORMATIVE / REGULATIONS	EN 60598-1 EN 60598-2-1 EN 62031 Sicurezza fotobiologica delle lampade e sistemi di lampade, EN 62471; IEC/TR 62778.	 Photobiological safety of lamps and lamp system EN 62471; IEC/TR 62778.
DIRETTIVE / DIRECTIVES	2014/35/UE 2014/30/UE	

IL PRODOTTO RISPONDE AL D. M. 11 OTTOBRE 2017 PER L'UTILIZZO IN EDIFICI PUBBLICI.

LAMP. K	Kg	m³	EL. COD	DALI COD	EL. + EME COD
3000	5,50	0,041	2080903WW0595E0B	2080903WW0595DDB	2080903WW0595EMB
4000	5,50	0,041	2080903NW0595E0B	2080903NW0595DDB	2080903NW0595EMB
3000	5,50	0,041	2080905WW0595E0B	2080905WW0595DDB	2080905WW0595EMB
4000	5,50	0,041	2080905NW0595E0B	2080905NW0595DDB	2080905NW0595EMB
3000	5,50	0,041	2080903PWW0595E0B	2080903PWW0595DDB	2080903PWW0595EMB
4000	5,50	0,041	2080903PNW0595E0B	2080903PNW0595DDB	2080903PNW0595EMB

5T5

APPLICAZIONE / APPLICATION

CORRIDOIO PUBBLICO /
PUBLIC CORRIDOR

LOCALE PUBBLICO /
PUBLIC HALL

UFFICIO /
OFFICE





5T5



5T5
7960 PAR90

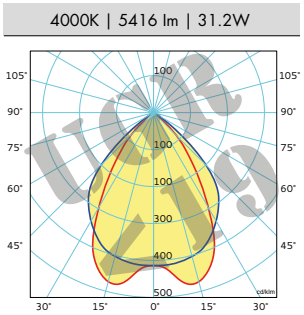

TIPI DI INSTALLAZIONE /
MOUNTINGS

Incasso, in appoggio su controsoffitti
a pannelli 600x600 mm con struttura in vista /
built-in fitting, lay-in 600x600 mm
wide exposed bearing structure

CORPO / BODY	In lamiera d'acciaio in un pezzo unico, verniciato con polveri epossipoliestere SOLVENT FREE di colore bianco semilucido, termoindurenti a 180°C, con pretrattamento superficiale di fosfatazione.	In one-piece sheet steel, painted with SOLVENT-FREE, semi-bright white epoxy polyester powders, thermosetting at 180°C, after phosphate treatment.
EMISSIONE LUMINOSA / LIGHT EMISSION	Diretta Simmetrica	Direct Symmetric
DISPOSITIVO OTTICO / OPTICAL DEVICE	Ottica lamellare Darklight, a doppia parabolicità in alluminio satinato antiriflesso, antiridescente, con lamelle paraboliche chiuse superiormente, a bassa luminanza.	Louver Darklight, double pararabolic, with top-closed parabolic blades in mat, anodized, antiglare and anti-iridescent aluminium. Glare limitation.
CABLAGGIO / WIRING	Classe I Alimentazione 220~240 V Ac 50-60 Hz	Class I Feeding 220~240 V Ac 50-60 Hz

DATI TECNICI /
TECHNICAL DATA

LAMP. K	LINE	mA	lm/IN	lm/OUT	W	D	L	D'	L'
3000	1	350	2568	1772	15,60	195	1195	131	1175
4000	1	350	2708	1869	15,60	195	1195	131	1175
3000	1	350	3210	2215	19,50	195	1495	131	1475
4000	1	350	3385	2336	19,50	195	1495	131	1475
3000	2	350	5136	3544	31,20	295	1195	275	1175
4000	2	350	5416	3737	31,20	295	1195	275	1175
3000	2	350	6420	4430	39,00	295	1495	275	1475
4000	2	350	6770	4671	39,00	295	1495	275	1475
3000	3	350	3852	2734	23,40	595	595	576	576
4000	3	350	4062	2883	23,40	595	595	576	576
3000	4	350	5136	3594	31,20	595	595	576	576
4000	4	350	5416	3790	31,20	595	595	576	576

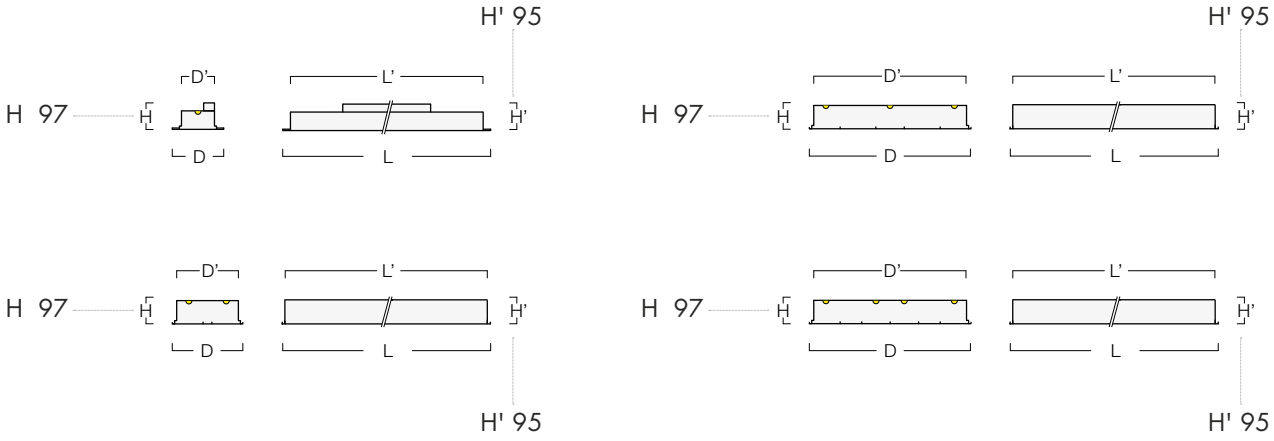

CRI 80 | A+ | CE | MAC ADAM 3 SDCM | 50k L80B10 | GR-0 | IP 20

SU RICHIESTA /
VERSIONS ON REQUEST
(ove possibile)
(if possible)

Alimentatore elettronico dimmerabile.
Alimentatore elettronico dimmerabile DALI.
Complesso di emergenza 1h.
Connettore ad innesto rapido.
Ra 90.

Dimmable electronic ballast.
DALI dimmable electronic ballast.
Emergency unit 1h.
Quick plug-in.
Ra 90.

NORMATIVE /
REGULATIONS

EN 60598-1
EN 60598-2-2
EN 62031
Sicurezza fotobiologica delle lampade e sistemi di lampade, EN 62471; IEC/TR 62778.

Rischio esente – GR 0

Idoneo per l'utilizzo in ambienti con videoterminali secondo la norma EN 12464-1.

Photobiological safety of lamps and lamp system EN 62471; IEC/TR 62778.

Exempt risk – GR 0

Suitable for environments with visual display units according to the norm EN 12464-1.

DIRETTIVE /
DIRECTIVES

2014/35/UE
2014/30/UE

LAMP. K	Kg	m³	EL. COD	DALI COD	EL. + EME COD
3000	4,60	0,026	7960WW26B-1	7960WW26DDB-1	-
4000	4,60	0,026	7960NW26B-1	7960NW26DDB-1	-
3000	5,10	0,033	7960WW32B-1	7960WW32DDB-1	-
4000	5,10	0,033	7960NW32B-1	7960NW32DDB-1	-
3000	5,80	0,039	7960WW52B-2	7960WW52DDB-2	7960WW52B-2M
4000	5,80	0,039	7960NW52B-2	7960NW52DDB-2	7960NW52B-2M
3000	6,80	0,049	7960WW65B-2	7960WW65DDB-2	7960WW65B-2M
4000	6,80	0,049	7960NW65B-2	7960NW65DDB-2	7960NW65B-2M
3000	5,90	0,039	7960WW39B-3	7960WW39DDB-3	7960WW39B-3M
4000	5,90	0,039	7960NW39B-3	7960NW39DDB-3	7960NW39B-3M
3000	6,10	0,039	7960WW52B-4	7960WW52DDB-4	7960WW52B-4M
4000	6,10	0,039	7960NW52B-4	7960NW52DDB-4	7960NW52B-4M

HI PANEL

APPLICAZIONE / APPLICATION

AREA COMMERCIALE /
COMMERCIAL AREA

CORRIDOIO PUBBLICO /
PUBLIC CORRIDOR

LOCALE PUBBLICO /
PUBLIC HALL

LOCALE RESIDENZIALE /
RESIDENTIAL HALL

UFFICIO /
OFFICE

NEGOZIO /
SHOP





HI PANEL



HI PANEL
9940 MP





TIPI DI INSTALLAZIONE /
MOUNTINGS

Incasso, in appoggio su controsoffitti
a pannelli 600x600 mm con struttura in vista /
built-in fitting, lay-in 600x600 mm
wide exposed bearing structure

Incasso su controsoffitti in cartongesso /
Built-in fitting in plasterboard ceilings

Incasso, in appoggio su controsoffitti a pannelli
625x625 mm con struttura in vista /
Built-in fitting, lay-in installation in
625x625 mm wide exposed bearing structure

Plafone /
Surface mounted fitting

Sospensione /
Suspended fitting



4000K | 5725 lm | 48W

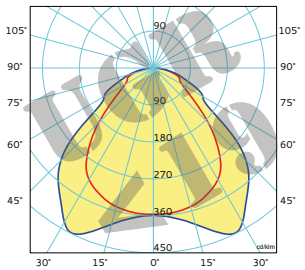

CORPO / BODY	In estruso di alluminio, verniciato con polveri epossipoliestere SOLVENT FREE di colore bianco semilucido, termoindurenti a 180°C, con pretrattamento superficiale di fosfatazione.	In extruded aluminium, painted with SOLVENT-FREE, semi-bright white epoxy polyester powders, thermosetting at 180°C, after phosphate treatment.
EMISSIONE LUMINOSA / LIGHT EMISSION	Diretta Simmetrica 	Direct Symmetric
DISPOSITIVO OTTICO / OPTICAL DEVICE	Diffusore in metacrilato microprismatizzato.	Diffuser in microprismatic methacrylate.
CABLAGGIO / WIRING	Classe III Alimentazione (LED driver remoto) 100~240 V / 50-60 Hz	Class I Feeding (independent led driver) 100~240 V / 50-60 Hz
SU RICHIESTA / VERSIONS ON REQUEST (ove possibile) (if possible)	Alimentatore elettronico dimmerabile. Alimentatore elettronico dimmerabile DALI. Complesso di emergenza 1h.	Dimmable electronic ballast. DALI dimmable electronic ballast. Emergency unit 1h.

DATI TECNICI /
TECHNICAL DATA

LAMP. K	mA	lm/IN	lm/OUT	W	D	L
3000	1200	5438	4350	48,00	595	595
4000	1200	5725	4580	48,00	595	595
3000	1200	5406	4325	48,00	295	1195
4000	1200	5688	4550	48,00	295	1195

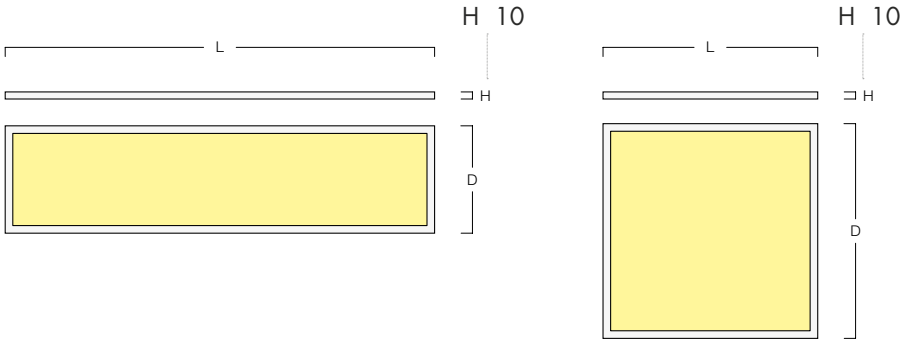

CRI 90 · A+ · CE · 50k L80B10 · GR-0 · IP 43

ACCESSORI / ACCESSORIES
pag. 423

9951-623B (595x595)	Accessorio per apparecchio da incasso, installazione in appoggio su controsoffitti a pannelli 625x625 mm con struttura in vista.	Accessory for Built-in fitting, lay-in installation in 625x625 mm wide exposed bearing structure.
9952-16B (600x600)	Accessorio per l'installazione su controsoffitti a pannelli 600x600 mm con struttura portante nascosta.	Accessory for lay-in installation in 600x600 mm wide concealed bearing structure.
9952-100 (595x595)	Accessorio per incasso installazione su controsoffitti in cartongesso.	Accessory for Built-in fitting installation in plasterboard ceilings.
9952-200 (295x1195)	Accessorio per incasso installazione su controsoffitti in cartongesso.	Accessory for Built-in fitting installation in plasterboard ceilings.
KIT-PLAF9940-4	(595x595) Accessorio per apparecchio da plafone.	(595x595) Accessory for surface mounted fitting.
KIT-PLAF9940-2	(295x1195) Accessorio per apparecchio da plafone.	(295x1195) Accessory for surface mounted fitting.
KIT-SOSP9940-4	(595x595) Accessorio per la sospensione ad "Y" comprendente un dispositivo di regolazione micrometrica, un cavetto d'acciaio di L 2000 mm e un rosone.	(595x595) Accessory for suspension "Y" consisting of micrometric regulation, L 2000 mm steel cable with cover.
KIT-SOSP9940-2	(295x1195) Accessorio per la sospensione ad "Y" comprendente un dispositivo di regolazione micrometrica, un cavetto d'acciaio di L 2000 mm e un rosone.	(295x1195) Accessory for suspension "Y" consisting of micrometric regulation, L 2000 mm steel cable with cover.
6390LED501H	Kit per luce d'emergenza per power LED e moduli LED.	Emergency lighting kit for power LED and LED modules.

NORMATIVE / REGULATIONS

EN 60598-1 EN 60598-2-2 EN 60598-2-1 EN 62031	
Sicurezza fotobiologica delle lampade e sistemi di lampade, EN 62471; IEC/TR 62778.	Photobiological safety of lamps and lamp system EN 62471; IEC/TR 62778.
Rischio esente – GR 0	Exempt risk – GR 0
Idoneo per l'utilizzo in ambienti con videoterminali secondo la norma EN 12464-1.	Suitable for environments with visual display units according to the norm EN 12464-1.

DIRETTIVE / DIRECTIVES

2014/35/UE
2014/30/UE

LAMP. K	Kg	m³	EL. COD	DALI COD	EL. + EME COD
3000	3,80	0,035	9940M53BWWE	9940M53BWWDD	S.R.
4000	3,80	0,035	9940M53BNWE	9940M53BNWDD	S.R.
3000	3,80	0,035	9940L53BWWE	9940L53BWWDD	S.R.
4000	3,80	0,035	9940L53BNWE	9940L53BNWDD	S.R.

ALBA

APPLICAZIONE / APPLICATION

CORRIDOIO PUBBLICO /
PUBLIC CORRIDOR

LOCALE PUBBLICO /
PUBLIC HALL

UFFICIO /
OFFICE



METALMEK



ALBA



ALBA

9145

TIPI DI INSTALLAZIONE /
MOUNTINGS

Incasso, in appoggio su controsoffitti
a pannelli 600x600 mm con struttura in vista /
built-in fitting, lay-in 600x600 mm
wide exposed bearing structure

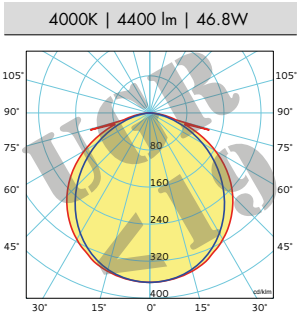

CORPO / BODY	In lamiera d'acciaio, verniciato con polveri epossipoliestere SOLVENT FREE di colore bianco semilucido, termoindurenti a 180°C, con pretrattamento superficiale di fosfatazione.	In sheet steel, painted with SOLVENT-FREE, semi-bright white, epoxy polyester powders, thermosetting at 180°C, after phosphate treatment.
EMISSIONE LUMINOSA / LIGHT EMISSION	Diretta Simmetrica Luce morbida	Direct Symmetric Soft light
DISPOSITIVO OTTICO / OPTICAL DEVICE	Riflettore in lamiera d'acciaio, con "V" centrale di separazione dei flussi delle due lampade. Copertura delle lampade in lamiera d'acciaio microforata, con una pellicola di policarbonato opale, che limita la trasparenza.	Reflector in sheet steel with central "V" separating the light flux. Lamp cover in micro-perforated sheet steel screened by an opal polycarbonate film limiting transparency.
CABLAGGIO / WIRING	Classe I Cavetto unipolare non propagante la fiamma Alimentazione: Potenza max 42W (175 mA) Alimentazione 100~240 V Ac (vedi accessori) Sportellino per il collegamento.	Class I Flame-resistant unipolar cable Feeding: Power max 42W (175 mA) Feeding 100~240 V Ac (see accessoires) Flap for electrical connection.

DATI TECNICI /
TECHNICAL DATA

LAMP. K	LINE	lm/IN	lm/OUT	W	D'/L'
3000	2	7704	4172	46,80	576
4000	2	8124	4400	46,80	576

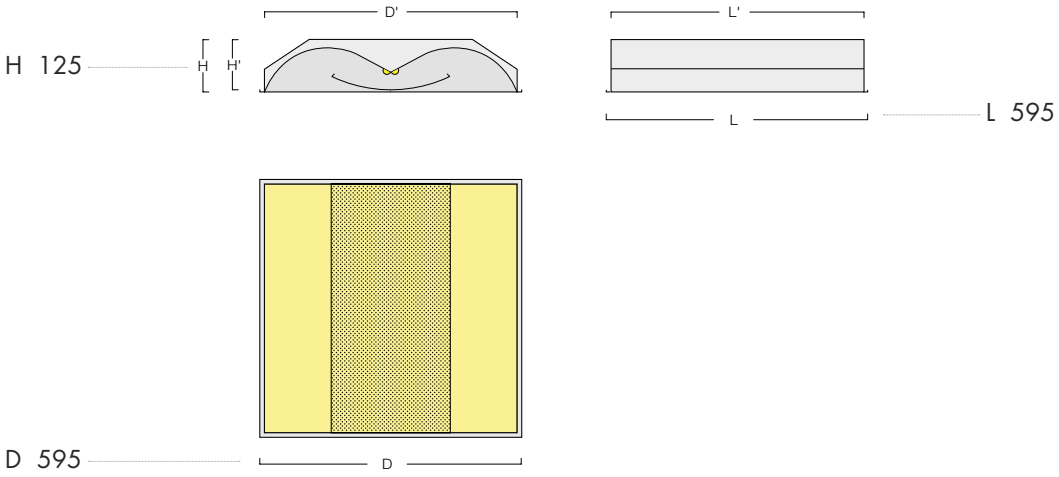

SU RICHIESTA /
VERSIONS ON REQUEST
(ove possibile)
(if possible)

Alimentatore elettronico dimmerabile.
Alimentatore elettronico dimmerabile DALI.
Complesso di emergenza 1h.
Ra 90.

Dimmable electronic ballast.
DALI dimmable electronic ballast.
Emergency unit 1h.
Ra 90.

NORMATIVE /
REGULATIONS

EN 60598-1
EN 60598-2-2
EN 62031
Sicurezza fotobiologica delle lampade e sistemi di lampade, EN 62471; IEC/TR 62778.

Photobiological safety of lamps and lamp system EN 62471; IEC/TR 62778

Rischio esente – GR 0

Exempt risk – GR 0

Idoneo per l'utilizzo in ambienti con videoterminali secondo la norma EN 12464-1.

Suitable for environments with visual display units according to the norm EN 12464-1.

DIRETTIVE /
DIRECTIVES

2014/35/UE
2014/30/UE

LAMP. K	Kg	m³	EL. COD	DALI COD	EL- EME COD
3000	3,80	0,035	9145WW40LB	9145WW40LBDD	9145WW40LB-EM
4000	3,80	0,035	9145NW40LB	9145NW40LBDD	9145NW40LB-EM

MORBIDA

APPLICAZIONE / APPLICATION

CORRIDOIO PUBBLICO /
PUBLIC CORRIDOR

LOCALE PUBBLICO /
PUBLIC HALL

UFFICIO /
OFFICE




MORBIDA

MORBIDA
2019



TIPI DI INSTALLAZIONE /
MOUNTINGS

Incasso, in appoggio su controsoffitti
a pannelli 600x600 mm con struttura in vista /
built-in fitting, lay-in 600x600 mm
wide exposed bearing structure

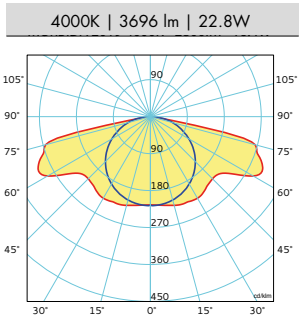

CORPO / BODY	In lamiera d'acciaio, verniciato con polveri epossipoliestere SOLVENT FREE, termoindurenti a 180°C, con pretrattamento superficiale di fosfatazione.	In sheet steel, painted with SOLVENT-FREE, epoxy polyester powders, thermosetting at 180°C, after phosphate treatment.
EMISSIONE LUMINOSA / LIGHT EMISSION	Diretta Simmetrica	Direct Symmetric
DISPOSITIVO OTTICO / OPTICAL DEVICE	Riflettore ricurvo doppio. Copertura sorgente luminosa anti-abbagliamento.	Double curved reflector. Anti-glare light source cover.
CABLAGGIO / WIRING	Classe I Cavetto unipolare non propagante la fiamma Scatola di collegamento integrata	Class I Flame-resistant unipolar cable Integrated connection box

DATI TECNICI /
TECHNICAL DATA

LAMP. K	mA	lm/IN	lm/OUT	W
3000	500	3508	2280	22,80
4000	500	3696	2402	22,80
3000	350	5136	3338	31,20
4000	350	5416	3520	31,20

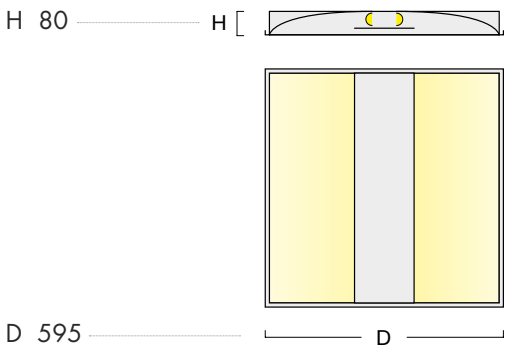

CRI ≥80 | A+ | CE | MAC ADAM 3 SDCM | 50k L80B20 | GR-0 | IP 20

SU RICHIESTA / VERSIONS ON REQUEST (ove possibile) (if possible)	Alimentatore elettronico dimmerabile. Alimentatore elettronico dimmerabile DALI. Complesso di emergenza 1h. Ra 90.	Dimmable electronic ballast. DALI dimmable electronic ballast. Emergency unit 1h. Ra 90.
NORMATIVE / REGULATIONS	EN 60598-1 EN 60598-2-2 Sicurezza fotobiologica delle lampade EN 62471; IEC/TR 62778. Rischio esente – GR 0	 Photobiological safety of lamps EN 62471; IEC/TR 62778 Exempt risk – GR 0
DIRETTIVE / DIRECTIVES	2014/35/UE 2014/30/UE	

LAMP. K	Kg	m³	EL. COD	DALI COD	EL. + EME COD
3000	6,50	0,032	20195WW0595E0B	20195WW0595DDB	20195WW0595EMB
4000	6,50	0,032	20195NW0595E0B	20195NW0595DDB	20195NW0595EMB
3000	6,50	0,032	20193PWW0595E0B	20193PWW0595DDB	20193PWW0595EMB
4000	6,50	0,032	20193PNW0595E0B	20193PNW0595DDB	20193PNW0595EMB

INDICE / INDEX

AMBIENTI STERILI /
STERILE ENVIRONMENTS



TESTALETTO
7670 346



OK INOX IP65
4541 PAR90 DO 352



OK INOX IP54
4536 PAR90 DO 353



OK INOX IP65
4841 TS 356



OK INOX IP54
4838 TS 357



HI PANEL IP65
9945 360



OK IP65
4521 PAR90 DO 366



OK IP54
4511 PAR90 DO 367



OK IP65
4839 TS 370



OK IP54
4812 TS 371



600 IP65
6020 PAR90 DO 374



600 IP65
6038 TS 376



TESTALETTO

APPLICAZIONE / APPLICATION

LOCALE OSPEDALIERO /
HOSPITAL HALL

SALA OPERATORIA /
SURGERY





TESTALETTO

TESTALETTO

7670



TIPI DI INSTALLAZIONE /
MOUNTINGS

A parete /
Wall luminaire





CORPO / BODY	In estruso di alluminio, verniciato con polveri epossipoliestere SOLVENT FREE, termoindurenti a 180°C, con pretrattamento superficiale di fosfatazione.	In extruded aluminium, painted with SOLVENT-FREE, epoxy polyester powders, thermosetting at 180°C, after phosphate treatment.
EMISSIONE LUMINOSA / LIGHT EMISSION	Diretta - Indiretta	Direct - Indirect
	Luce visita: luce lettura (Diretta) + luce ambiente (Indiretta) con accensione tramite interruttore.	Examination light: reading light (Direct) + ambient light (Indirect) with switch ignition.
	Luce lettura: accensione tramite interruttore. (Diretta) luce ambiente: accensione tramite interruttore. (Indiretta)	Reading light: switch on. (Direct) Ambient light: switch on. (Indirect)
DISPOSITIVO OTTICO / OPTICAL DEVICE	Indiretto - Metacrilato opale. Diretto - Metacrilato microprismatizzato.	Indirect - Opal methacrylate. Direct - Microprismatic methacrylate.
CABLAGGIO / WIRING	Classe I Alimentazione 220~240 V Ac 50-60 Hz	Class I Feeding 220~240 V Ac 50-60 Hz
COMANDI E SERVIZI ELETTRICI / ELECTRIC CONTROLS AND SERVICES	1. Interruttore unipolare 2. Pulsante unipolare a tirante 3. Presa UNEL 2P+T 16A 4. Presa bipasso 2P+T 16A	1. Unipolar switch 2. Unipolar pull button 3. UNEL 2P + E 16A socket 4. 2P + E 16A bypass socket

DATI TECNICI /
TECHNICAL DATA

LAMP. K	mA	lm/IN	lm/OUT	W	mA	lm/IN	lm/OUT	W	L	F'
3000	350	2568	1684	15,60	350	5076	3224	31,20	1200	800
4000	350	2708	1776	15,60	350	5416	3440	31,20	1200	800
	LUCE LETTURA (35%)				LUCE AMBIENTE (65%)					
	LUCE VISTA (100%)									

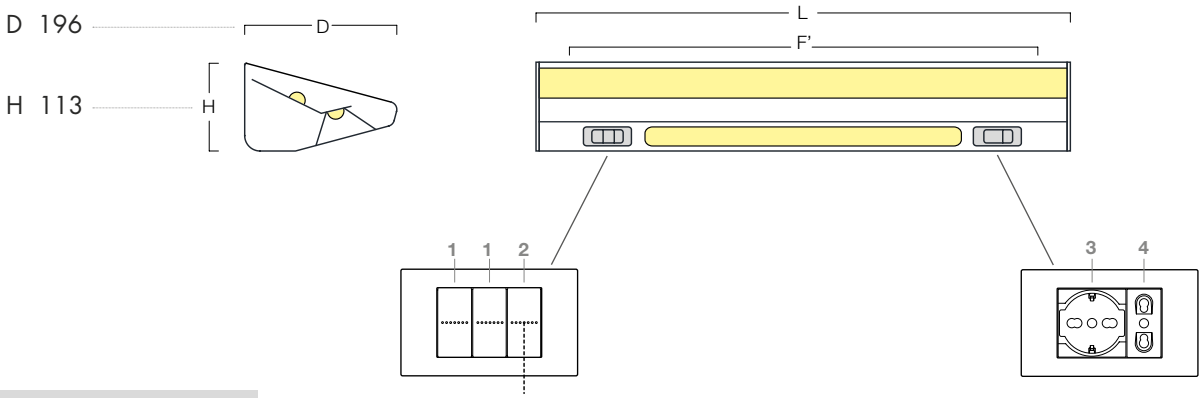

4000K | 2800 + 5600 lm | 49.2W

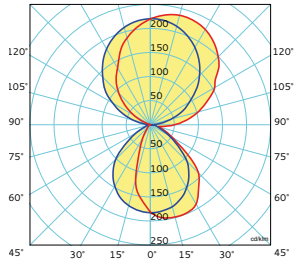

CRI ≥80 | A+ | CE | MAC ADAM 3 SDCM | 50k L80B10 | GR-0 | IP 40

SU RICHIESTA / VERSIONS ON REQUEST (ove possibile) (if possible)	Alimentatore elettronico dimmerabile. Alimentatore elettronico dimmerabile DALI. Complesso di emergenza 3h. Ra 90. Verniciatura antibatterica. Comandi e servizi elettrici speciali. Luce notturna. Luce lettura orientabile.	Dimmable electronic ballast. DALI Dimmable electronic ballast. Emergency unit 3h. Ra 90. Antibacterial paint. Special electrical commands and services. Night light. Adjustable reading light.
ACCESSORI / ACCESSORIES	Accessorio per l'installazione incluso.	Installation accessory included.
NORMATIVE / REGULATIONS	EN 60598-1 EN 60598-2-1 EN 62031 Sicurezza fotobiologica delle lampade e sistemi di lampade, EN 62471; IEC/TR 62778. Rischio esente – GR 0 Idoneo per l'utilizzo in ambienti con videoterminali secondo la norma EN 12464-1.	 Photobiological safety of lamps and lamp system EN 62471; IEC/TR 62778. Exempt risk – GR 0 Suitable for environments with visual display units according to the norm EN 12464-1.
DIRETTIVE / DIRECTIVES	2014/35/UE 2014/30/UE	

DISPOSITIVO ELETTROMEDICALE DI CLASSE I SECONDO LA DIRETTIVA 93/42/CEE

LAMP. K	mA	Kg	m³	EL. COD	DALI COD	EL. + EME COD
3000	350	6,00	0,030	76703PWW1200E0B	76703PWW1200DDB	76703PWW1200EMB
4000	350	6,00	0,030	76703PNW1200E0B	76703PNW1200DDB	76703PNW1200EMB

OK INOX IP

APPLICAZIONE / APPLICATION

AREA PRODUTTIVA /
PRODUCTION AREA

CUCINA /
KITCHEN

LABORATORIO /
LABORATORY

LOCALE OSPEDALIERO /
HOSPITAL HALL

SALA OPERATORIA /
SURGERY





OK INOX IP

OK INOX IP

TIPI DI INSTALLAZIONE /
MOUNTINGS

Plafone /
Surface mounted fitting



CORPO / BODY	In acciaio inossidabile.	Made of stainless steel.
EMISSIONE LUMINOSA / LIGHT EMISSION	Diretta Simmetrica	Direct Symmetric
DISPOSITIVO OTTICO / OPTICAL DEVICE	Ottica lamellare Darklight, a doppia parabolicità in alluminio satinato antiriflesso, antiridescente, con lamelle paraboliche chiuse superiormente, a bassa luminanza. Schermo in vetro temperato trasparente extrachiaro.	Louver Darklight, double pararabolic, with top-closed parabolic blades in mat, anodized, antiglare and anti-iridescent aluminium. Glare limitation. Shield in transparent polycarbonate.
CABLAGGIO / WIRING	Classe I Alimentazione 220~240 V Ac 50-60 Hz	Class I Feeding 220~240 V Ac 50-60 Hz
SU RICHIESTA / VERSIONS ON REQUEST (ove possibile) (if possible)	Alimentatore elettronico dimmerabile. Alimentatore elettronico dimmerabile DALI. Complesso di emergenza 1h. Ra 90.	Dimmable electronic ballast. DALI Dimmable electronic ballast. Emergency unit 1h. Ra 90.
NORMATIVE / REGULATIONS	EN 60598-1 EN 60598-2-1 EN 62031 Sicurezza fotobiologica delle lampade e sistemi di lampade, EN 62471; IEC/TR 62778. Rischio esente – GR 0 Idoneo per l'utilizzo in ambienti con videoterminali secondo la norma EN 12464-1.	 Photobiological safety of lamps and lamp system EN 62471; IEC/TR 62778. Exempt risk – GR 0 Suitable for environments with visual display units according to the norm EN 12464-1.
DIRETTIVE / DIRECTIVES	2014/35/UE 2014/30/UE	



OK INOX IP

OK INOX IP65

4541 PAR90 DO



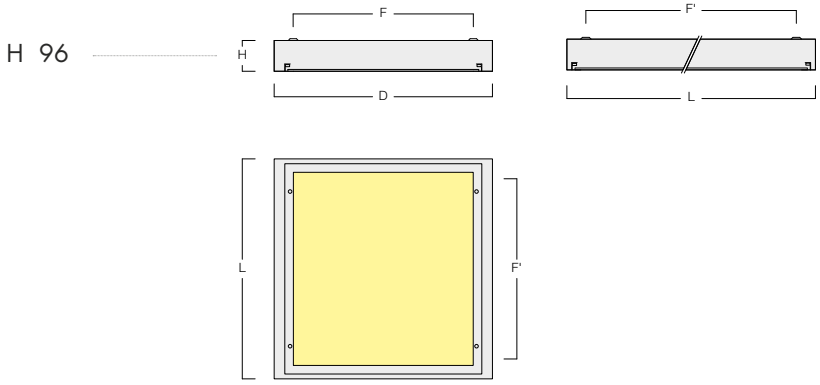

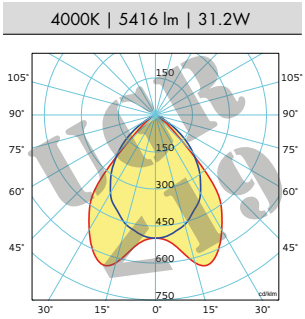

CRI 80 | CE | MAC ADAM 3 SDCM | 50k L80B10 | GR-0 | IP 65

DATI TECNICI /
TECHNICAL DATA

LAMP. K	LINE	mA	lm/IN	lm/OUT	W	D	L	F	F'	Kg	m³	EL. COD	DALI COD	EL. + EME COD
3000	2	350	5136	3390	31,20	300	1200	200	950	12,00	0,040	45413WW1200E0B	45413WW1200DDB	45413WW1200EMB
4000	2	350	5416	3575	31,20	300	1200	200	950	12,00	0,040	45413NW1200E0B	45413NW1200DDB	45413NW1200EMB
3000	4	350	5136	3493	31,20	600	600	500	500	12,00	0,041	45413WW0600E0B	45413WW0600DDB	45413WW0600EMB
4000	4	350	5416	3683	31,20	600	600	500	500	12,00	0,041	45413NW0600E0B	45413NW0600DDB	45413NW0600EMB



OK INOX IP54

4536 PAR90 DO

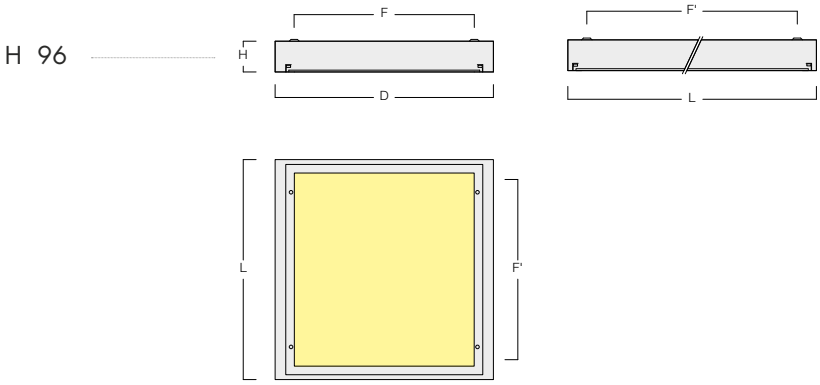

4000K | 5416 lm | 31.2W

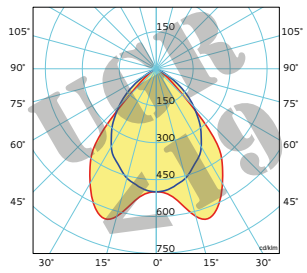

CRI 80 | CE | MAC ADAM 3 SDCM | 50k L80B10 | GR-0 | IP 54

DATI TECNICI /
TECHNICAL DATA

LAMP. K	LINE	mA	lm/IN	lm/OUT	W	D	L	F	F'	Kg	m³	EL. COD	DALI COD	EL. + EME COD
3000	2	350	5136	3390	31,20	300	1200	200	950	12,00	0,040	45363WW1200E0B	45363WW1200DDB	45363WW1200EMB
4000	2	350	5416	3575	31,20	300	1200	200	950	12,00	0,040	45363NW1200E0B	45363NW1200DDB	45363NW1200EMB
3000	4	350	5136	3493	31,20	600	600	500	500	12,00	0,041	45363WW0600E0B	45363WW0600DDB	45363WW0600EMB
4000	4	350	5416	3683	31,20	600	600	500	500	12,00	0,041	45363NW0600E0B	45363NW0600DDB	45363NW0600EMB

OK INOX IP

TIPI DI INSTALLAZIONE /
MOUNTINGS

Plafone /
Surface mounted fitting



CORPO / BODY	In acciaio inossidabile.	Made of stainless steel.
EMISSIONE LUMINOSA / LIGHT EMISSION	Diretta Simmetrica	Direct Symmetric
DISPOSITIVO OTTICO / OPTICAL DEVICE	Diffusore in vetro temperato satinato.	Diffuser in satin tempered glass.
CABLAGGIO / WIRING	Classe I Alimentazione 220~240 V Ac 50-60 Hz	Class I Feeding 220~240 V Ac 50-60 Hz
SU RICHIESTA / VERSIONS ON REQUEST (ove possibile) (if possible)	Alimentatore elettronico dimmerabile. Alimentatore elettronico dimmerabile DALI. Complesso di emergenza 1h. Ra 90.	Dimmable electronic ballast. DALI Dimmable electronic ballast. Emergency unit 1h. Ra 90.
NORMATIVE / REGULATIONS	EN 60598-1 EN 60598-2-1 EN 62031 Sicurezza fotobiologica delle lampade e sistemi di lampade, EN 62471; IEC/TR 62778. Rischio esente – GR 0	 Photobiological safety of lamps and lamp system EN 62471; IEC/TR 62778. Exempt risk – GR 0
DIRETTIVE / DIRECTIVES	2014/35/UE 2014/30/UE	



OK INOX IP

OK INOX IP65

4841 TS



H 96

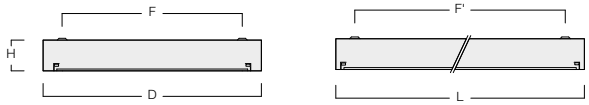

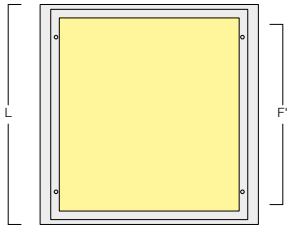

4000K | 5416 lm | 31.2W

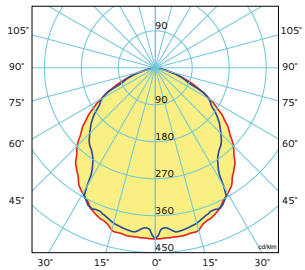

CRI 80 | CE | MAC ADAM 3 SDCM | 50k L80B10 | GR-0 | IP 65

DATI TECNICI /
TECHNICAL DATA

LAMP. K	LINE	mA	lm/IN	lm/OUT	W	D	L	F	F'	Kg	m³	EL. COD	DALI COD	EL. + EME COD
3000	2	350	5136	3768	31,20	300	1200	200	950	12,00	0,040	48413WW1200E0B	48413WW1200DDB	48413WW1200EMB
4000	2	350	5416	3973	31,20	300	1200	200	950	12,00	0,040	48413NW1200E0B	48413NW1200DDB	48413NW1200EMB
3000	4	350	5136	3625	31,20	600	600	500	500	12,00	0,041	48413WW0600E0B	48413WW0600DDB	48413WW0600EMB
4000	4	350	5416	3822	31,20	600	600	500	500	12,00	0,041	48413NW0600E0B	48413NW0600DDB	48413NW0600EMB



OK INOX IP54

4838 TS

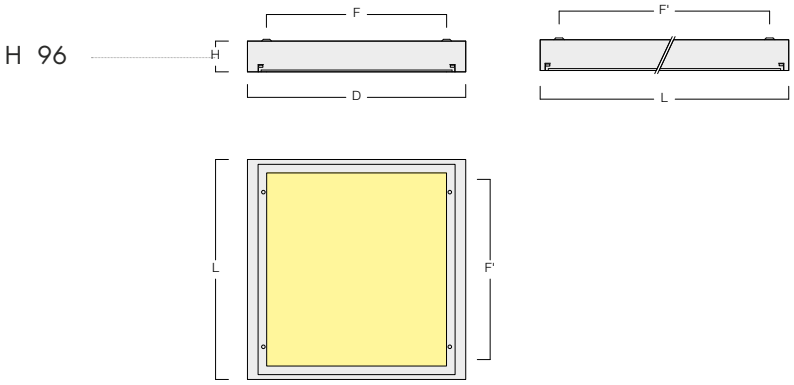

4000K | 5416 lm | 31.2W

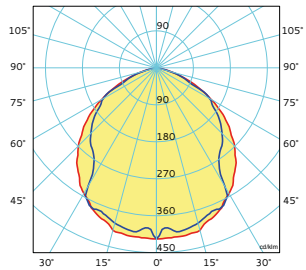

CRI 80 | CE | MAC ADAM 3 SDCM | 50k L80B10 | GR-0 | IP 54

DATI TECNICI /
TECHNICAL DATA

LAMP. K	LINE	mA	lm/IN	lm/OUT	W	D	L	F	F'	Kg	m³	EL. COD	DALI COD	EL. + EME COD
3000	2	350	5136	3768	31,20	300	1200	200	950	12,00	0,040	48383WW1200E0B	48383WW1200DDB	48383WW1200EMB
4000	2	350	5416	3973	31,20	300	1200	200	950	12,00	0,040	48383NW1200E0B	48383NW1200DDB	48383NW1200EMB
3000	4	350	5136	3625	31,20	600	600	500	500	12,00	0,041	48383WW0600E0B	48383WW0600DDB	48383WW0600EMB
4000	4	350	5416	3822	31,20	600	600	500	500	12,00	0,041	48383NW0600E0B	48383NW0600DDB	48383NW0600EMB

HI PANEL IP65

APPLICAZIONE / APPLICATION

AREA PRODUTTIVA /
PRODUCTION AREA

CUCINA /
KITCHEN

LABORATORIO /
LABORATORY

LOCALE OSPEDALIERO /
HOSPITAL HALL

SALA OPERATORIA /
SURGERY

ESPOSIZIONE ALIMENTARI /
FOOD EXPOSURE





HI PANEL IP65



HI PANEL IP65

9945

TIPI DI INSTALLAZIONE /
MOUNTINGS

Incasso, in appoggio su controsoffitti
a pannelli 600x600 mm con struttura in vista /
built-in fitting, lay-in 600x600
mm wide exposed bearing structure

4000K | 5725 lm | 48W

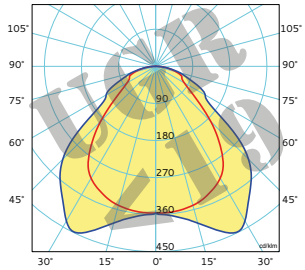

CORPO / BODY	In estruso di alluminio, verniciato con polveri epossipoliestere SOLVENT FREE di colore bianco semilucido, termoindurenti a 180°C, con pretrattamento superficiale di fosfatazione.	In extruded aluminium, painted with SOLVENT-FREE, semi-bright white epoxy polyester powders, thermosetting at 180°C, after phosphate treatment.
EMISSIONE LUMINOSA / LIGHT EMISSION	Diretta Simmetrica	Direct Symmetric
DISPOSITIVO OTTICO / OPTICAL DEVICE	Diffusore in metacrilato opale. Schermo in vetro temperato trasparente extrachiaro.	Diffuser in opal methacrylate, thermoformed in one piece. Shield in transparent polycarbonate.
CABLAGGIO / WIRING	Classe III Alimentazione (LED driver remoto) 100~240 V / 50-60 Hz	Class III Feeding (independent led driver) 100~240 V / 50-60 Hz

DATI TECNICI /
TECHNICAL DATA

LAMP. K	mA	lm/IN	lm/OUT	W	Kg	m³	EL. COD
3000	1200	5438	4133	48,00	3,80	0.033	9945M53BWWE
4000	1200	5725	4351	48,00	3,80	0.033	9945M53BNWE

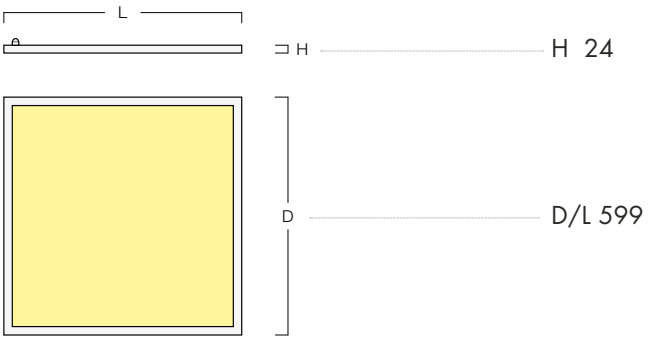

CRI 90 | A+ | CE | MAC ADAM 3 SDCM | 50k L80B10 | GR-0 | IP 65

SU RICHIESTA / VERSIONS ON REQUEST (ove possibile) (if possible)	Alimentatore elettronico dimmerabile. Alimentatore elettronico dimmerabile DALI. Complesso di emergenza 1h.	Dimmable electronic ballast. DALI Dimmable electronic ballast. Emergency unit 1h.
NORMATIVE / REGULATIONS	EN 60598-1 EN 60598-2-2 EN 62031 Sicurezza fotobiologica delle lampade e sistemi di lampade, EN 62471; IEC/TR 62778. Rischio esente – GR 0 Idoneo per l'utilizzo in ambienti con videoterminali secondo la norma EN 12464-1.	 Photobiological safety of lamps and lamp system EN 62471; IEC/TR 62778. Exempt risk – GR 0 Suitable for environments with visual display units according to the norm EN 12464-1.
DIRETTIVE / DIRECTIVES	2014/35/UE 2014/30/UE	

OK IP

APPLICAZIONE / APPLICATION

AREA PRODUTTIVA /
PRODUCTION AREA

CUCINA /
KITCHEN

LABORATORIO /
LABORATORY

LOCALE OSPEDALIERO /
HOSPITAL HALL

SALA OPERATORIA /
SURGERY





OK IP

OK IP

TIPI DI INSTALLAZIONE /
MOUNTINGS

Plafone /
Surface mounted fitting



CORPO / BODY	In lamiera d'acciaio, verniciato con polveri epossipoliestere SOLVENT FREE di colore bianco semilucido, termoindurenti a 180°C, con pretrattamento superficiale di fosfatazione.	In sheet steel, painted with SOLVENT-FREE, semi-bright white, epoxy polyester powders, thermosetting at 180°C, after phosphate treatment.
EMISSIONE LUMINOSA / LIGHT EMISSION	Diretta Simmetrica 	Direct Symmetric
DISPOSITIVO OTTICO / OPTICAL DEVICE	Ottica lamellare Darklight, a doppia parabolicità in alluminio satinato antiriflesso, antiridescente, con lamelle paraboliche chiuse superiormente, a bassa luminanza. Schermo in vetro temperato trasparente extrachiaro.	Louver Darklight, double pararabolic, with top-closed parabolic blades in mat, anodized, antiglare and anti-iridescent aluminium. Glare limitation. Shield in transparent polycarbonate.
CABLAGGIO / WIRING	Classe I Alimentazione 220~240 V Ac 50-60 Hz	Class I Feeding 220~240 V Ac 50-60 Hz
SU RICHIESTA / VERSIONS ON REQUEST (ove possibile) (if possible)	Alimentatore elettronico dimmerabile. Alimentatore elettronico dimmerabile DALI. Complesso di emergenza 1h. Ra 90.	Dimmable electronic ballast. DALI Dimmable electronic ballast. Emergency unit 1h. Ra 90.
NORMATIVE / REGULATIONS	EN 60598-1 EN 60598-2-1 EN 62031 Sicurezza fotobiologica delle lampade e sistemi di lampade, EN 62471; IEC/TR 62778. Rischio esente – GR 0 Idoneo per l'utilizzo in ambienti con videoterminali secondo la norma EN 12464-1.	 Photobiological safety of lamps and lamp system EN 62471; IEC/TR 62778. Exempt risk – GR 0 Suitable for environments with visual display units according to the norm EN 12464-1.
DIRETTIVE / DIRECTIVES	2014/35/UE 2014/30/UE	



OK IP

OK IP65

4521 PAR90 DO



H 96



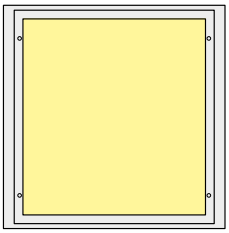

4000K | 5416 lm | 31.2W

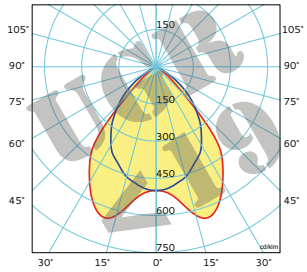

CRI 80 | CE | MAC ADAM 3 SDCM | 50k L80B10 | GR-0 | IP 65

DATI TECNICI /
TECHNICAL DATA

LAMP. K	LINE	mA	lm/IN	lm/OUT	W	D	L	F	F'	Kg	m³	EL. COD	DALI COD	EL. + EME COD
3000	2	350	5136	3390	31,20	300	1200	200	1060	12,00	0,040	45213WW1200E0B	45213WW1200DDB	45213WW1200EMB
4000	2	350	5416	3575	31,20	300	1200	200	1060	12,00	0,040	45213NW1200E0B	45213NW1200DDB	45213NW1200EMB
3000	4	350	5136	3492	31,20	600	600	500	500	12,00	0,039	45213WW0600E0B	45213WW0600DDB	45213WW0600EMB
4000	4	350	5416	3683	31,20	600	600	500	500	12,00	0,039	45213NW0600E0B	45213NW0600DDB	45213NW0600EMB



OK IP54

4511 PAR90 DO

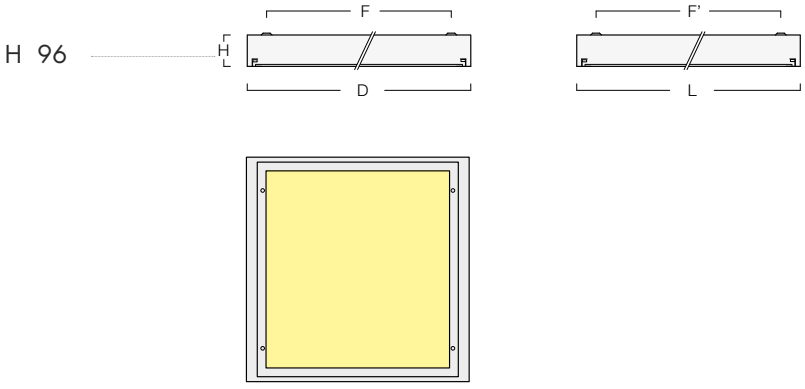

4000K | 5416 lm | 31.2W

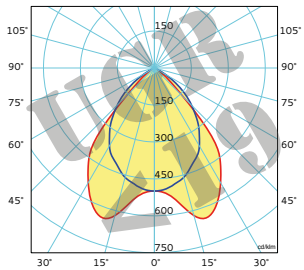

CRI 80 | CE | MAC ADAM 3 SDCM | 50k L80B10 | GR-0 | IP 54

DATI TECNICI /
TECHNICAL DATA

LAMP. K	LINE	mA	lm/IN	lm/OUT	W	D	L	F	F'	Kg	m³	EL. COD	DALI COD	EL. + EME COD
3000	2	350	5136	3390	31,20	300	1200	200	1060	12,00	0,040	45113WW1200E0B	45113WW1200DDB	45113WW1200EMB
4000	2	350	5416	3575	31,20	300	1200	200	1060	12,00	0,040	45113NW1200E0B	45113NW1200DDB	45113NW1200EMB
3000	4	350	5136	3492	31,20	600	600	500	500	12,00	0,039	45113WW0600E0B	45113WW0600DDB	45113WW0600EMB
4000	4	350	5416	3683	31,20	600	600	500	500	12,00	0,039	45113NW0600E0B	45113NW0600DDB	45113NW0600EMB

OK IP

TIPI DI INSTALLAZIONE /
MOUNTINGS

Plafone /
Surface mounted fitting



CORPO / BODY	In lamiera d'acciaio, verniciato con polveri epossipoliestere SOLVENT FREE di colore bianco semilucido, termoindurenti a 180°C, con pretrattamento superficiale di fosfatazione.	In sheet steel, painted with SOLVENT-FREE, semi-bright white, epoxy polyester powders, thermosetting at 180°C, after phosphate treatment.
EMISSIONE LUMINOSA / LIGHT EMISSION	Diretta Simmetrica 	Direct Symmetric
DISPOSITIVO OTTICO / OPTICAL DEVIC	Diffusore in vetro temperato satinato.	Diffuser in satin tempered glass.
CABLAGGIO / WIRING	Classe I Alimentazione 220~240 V Ac 50-60 Hz	Class I Feeding 220~240 V Ac 50-60 Hz
SU RICHIESTA / VERSIONS ON REQUEST (ove possibile) (if possible)	Alimentatore elettronico dimmerabile. Alimentatore elettronico dimmerabile DALI. Complesso di emergenza 1h. Ra 90.	Dimmable electronic ballast. DALI Dimmable electronic ballast. Emergency unit 1h. Ra 90.
NORMATIVE / REGULATIONS	EN 60598-1 EN 60598-2-1 EN 62031 Sicurezza fotobiologica delle lampade e sistemi di lampade, EN 62471; IEC/TR 62778. Rischio esente – GR 0	 Photobiological safety of lamps and lamp system EN 62471; IEC/TR 62778. Exempt risk – GR 0
DIRETTIVE / DIRECTIVES	2014/35/UE 2014/30/UE	



OK IP

OK IP65

4839 TS



H 96



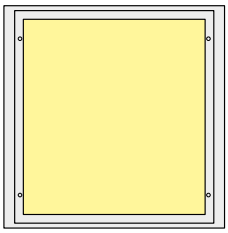

4000K | 5416 lm | 31.2W

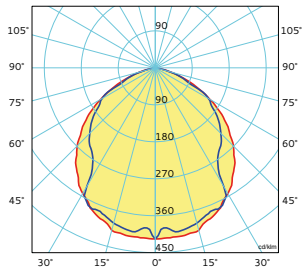

CRI 80 | CE | MAC ADAM 3 SDCM | 50k L80B10 | GR-0 | IP 65

DATI TECNICI /
TECHNICAL DATA

LAMP. K	LINE	mA	lm/IN	lm/OUT	W	D	L	F	F'	Kg	m³	EL. COD	DALI COD	EL. + EME COD
3000	2	350	5136	3767	31,20	300	1200	200	1060	12,00	0,040	48393WW1200E0B	48393WW1200DDB	48393WW1200EMB
4000	2	350	5416	3973	31,20	300	1200	200	1060	12,00	0,040	48393NW1200E0B	48393NW1200DDB	48393NW1200EMB
3000	4	350	5136	3625	31,20	600	600	500	500	12,00	0,039	48393WW0600E0B	48393WW0600DDB	48393WW0600EMB
4000	4	350	5416	3822	31,20	600	600	500	500	12,00	0,039	48393NW0600E0B	48393NW0600DDB	48393NW0600EMB



OK IP54

4812 TS

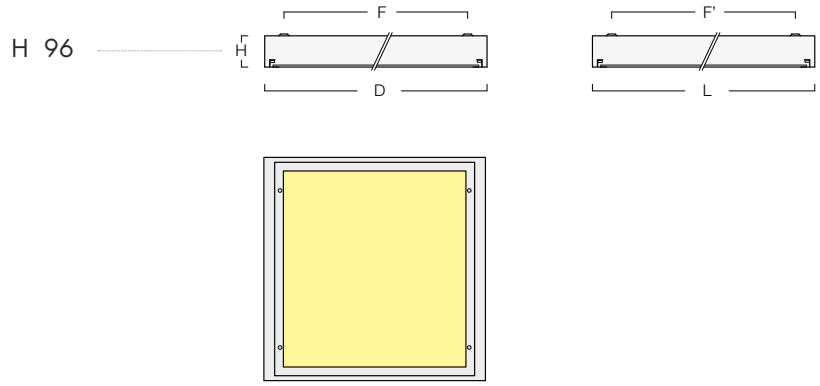

4000K | 5416 lm | 31.2W

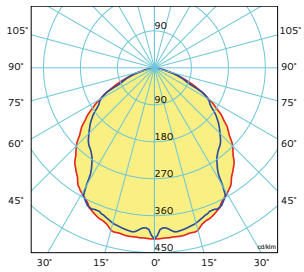

CRI 80 | CE | MAC ADAM 3 SDCM | 50k L80B10 | GR-0 | IP 54

DATI TECNICI /
TECHNICAL DATA

LAMP. K	LINE	mA	lm/In	lm/OUT	W	D	L	F	F'	Kg	m³	EL. COD	DALI COD	EL. + EME COD
3000	2	350	5136	3767	31,20	300	1200	200	1060	12,00	0,040	48123WW1200E0B	48123WW1200DDB	48123WW1200EMB
4000	2	350	5416	3973	31,20	300	1200	200	1060	12,00	0,040	48123NW1200E0B	48123NW1200DDB	48123NW1200EMB
3000	4	350	5136	3625	31,20	600	600	500	500	12,00	0,039	48123WW0600E0B	48123WW0600DDB	48123WW0600EMB
4000	4	350	5416	3822	31,20	600	600	500	500	12,00	0,039	48123NW0600E0B	48123NW0600DDB	48123NW0600EMB

600 IP65

APPLICAZIONE / APPLICATION

AREA COMMERCIALE /
COMMERCIAL AREA

SUPERMERCATI /
SUPERMARKET

IMPIANTI DI PRODUZIONE /
MANUFACTURING CENTRE

AREA PRODUTTIVA /
PRODUCTION AREA

CUCINA /
KITCHEN

LABORATORIO /
LABORATORY

LOCALE OSPEDALIERO /
HOSPITAL HALL

SALA OPERATORIA /
SURGERY





600 IP65



600 IP65

6020 PAR90 DO

4000K | 5416 lm | 31.2W

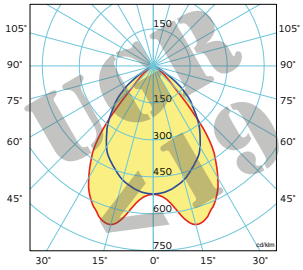

TIPI DI INSTALLAZIONE /
MOUNTINGS

In appoggio su struttura nascosta /
Resting on a hidden structure



CORPO / BODY	In lamiera d'acciaio, verniciato con polveri epossipoliestere SOLVENT FREE di colore bianco semilucido, termoindurenti a 180°C, con pretrattamento superficiale di fosfatazione.	In sheet steel, painted with SOLVENT-FREE, semi-bright white, epoxy polyester powders, thermosetting at 180°C, after phosphate treatment.
EMISSIONE LUMINOSA / LIGHT EMISSION	Diretta Simmetrica 	Direct Symmetric
DISPOSITIVO OTTICO / OPTICAL DEVICE	Ottica lamellare Darklight, a doppia parabolicità in alluminio satinato antiriflesso, antiridescente, con lamelle paraboliche chiuse superiormente, a bassa luminanza. Schermo in vetro temperato trasparente extrachiaro.	Louver Darklight, double pararabolic, with top-closed parabolic blades in mat, anodized, antiglare and anti-iridescent aluminium. Glare limitation. Shield in transparent polycarbonate.
CABLAGGIO / WIRING	Classe I Alimentazione 220~240 V Ac 50-60 Hz Fluorescenza lineare, Classe I, cavetto rigido unipolare HT 90°C - IEC 227-3, con guaina in PVC, non propagante la fiamma. Morsetto: 2P+T. Alimentazione elettronica 230-240 V / 50-60 Hz. Rifasato in parallelo cos λ > 0,95.	Class I Feeding 220~240 V Ac 50-60 Hz Linear fluorescence, Class I, flame-resistant rigid unipolar PVC-sheathed HT cable 90°C - IEC 227-3. 2P+T terminal. Electronic feed 230-240 V / 50-60 Hz. power factor correction in parallel at cos λ > 0,95.

DATI TECNICI /
TECHNICAL DATA

CRI 80

LAMP. K	LINE	mA	lm/IN	lm/OUT	W	D'/ L'	Kg	m³	EL. COD	DALI COD	EL. + EME COD
3000	4	350	5136	3498	31,20	578	13,00	0,050	60203WW0600E0B	60203WW0600DDB	60203WW0600EMB
4000	4	350	5416	3688	31,20	578	13,00	0,050	60203NW0600E0B	60203NW0600DDB	60203NW0600EMB

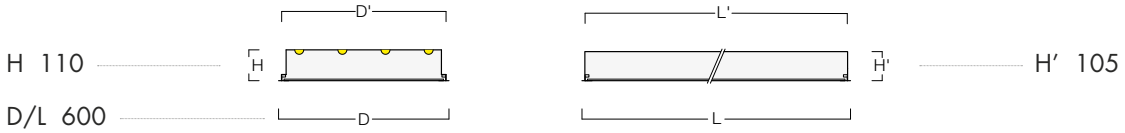

SU RICHIESTA /
VERSIONS ON REQUEST
(ove possibile)
(if possible)

Alimentatore elettronico dimmerabile.
Alimentatore elettronico dimmerabile DALI.
Complesso di emergenza 1h.

Dimmable electronic ballast.
DALI Dimmable electronic ballast.
Emergency unit 1h.

ACCESSORI /
ACCESSORIES

Accessori per l'installazione inclusi.

Installation accessories included.

NORMATIVE /
REGULATIONS

EN 60598-1
EN 60598-2-2
EN 62031
Sicurezza fotobiologica delle lampade e sistemi di lampade, EN 62471; IEC/TR 62778.

Photobiological safety of lamps and lamp system EN 62471; IEC/TR 62778.

Rischio esente – GR 0

Exempt risk – GR 0

Idoneo per l'utilizzo in ambienti con videoterminali secondo la norma EN 12464-1.

Suitable for environments with visual display units according to the norm EN 12464-1.

DIRETTIVE /
DIRECTIVES

2014/35/UE
2014/30/UE

DATI TECNICI /
TECHNICAL DATA

CRI 90

LAMP. K	LINE	mA	lm/IN	lm/OUT	W	D'/ L'	Kg	m³	EL. COD	DALI COD	EL. + EME COD
3000	4	350	4622	3148	31,20	578	13,00	0,050	6020903WW0600E0B	6020903WW0600DDB	6020903WW0600EMB
4000	4	350	4874	3320	31,20	578	13,00	0,050	6020903NW0600E0B	6020903NW0600DDB	6020903NW0600EMB



600 IP65

6038 TS

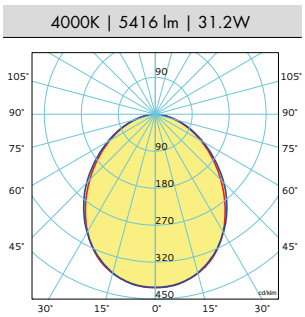

TIPI DI INSTALLAZIONE /
MOUNTINGS

In appoggio su struttura nascosta /
Resting on a hidden structure



CORPO / BODY	In lamiera d'acciaio, verniciato con polveri epossipoliestere SOLVENT FREE di colore bianco semilucido, termoindurenti a 180°C, con pretrattamento superficiale di fosfatazione.	In sheet steel, painted with SOLVENT-FREE, semi-bright white, epoxy polyester powders, thermosetting at 180°C, after phosphate treatment.
EMISSIONE LUMINOSA / LIGHT EMISSION	Diretta Simmetrica	Direct Symmetric
DISPOSITIVO OTTICO / OPTICAL DEVICE	Schermo in vetro temperaro satinato.	Satin tempered glass screen.
CABLAGGIO / WIRING	Classe I Alimentazione 220~240 V Ac 50-60 Hz Fluorescenza lineare, Classe I, cavetto rigido unipolare HT 90°C - IEC 227-3, con guaina in PVC, non propagante la fiamma. Morsetto: 2P+T. Alimentazione elettronica 230-240 V / 50-60 Hz. Rifasato in parallelo cos λ > 0,95.	Class I Feeding 220~240 V Ac 50-60 Hz Linear fluorescence, Class I, flame-resistant rigid unipolar PVC-sheathed HT cable 90°C - IEC 227-3. 2P+T terminal. Electronic feed 230-240 V / 50-60 Hz. power factor correction in parallel at cos λ > 0,95.

DATI TECNICI /
TECHNICAL DATA

CRI 80

LAMP. K	LINE	mA	lm/IN	lm/OUT	W	D' /L'	Kg	m³	EL. COD	DALI COD	EL. + EME COD
3000	4	350	5136	3655	31,20	578	11,00	0,050	60383WW0600E0B	60383WW0600DDB	60383WW0600EMB
4000	4	350	5416	3855	31,20	578	11,00	0,050	60383NW0600E0B	60383NW0600DDB	60383NW0600EMB

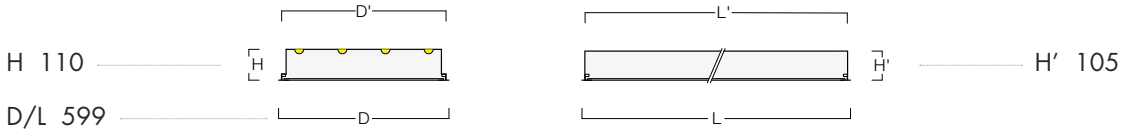

SU RICHIESTA /
VERSIONS ON REQUEST
(ove possibile)
(if possible)

Alimentatore elettronico dimmerabile.
Alimentatore elettronico dimmerabile DALI.
Complesso di emergenza 1h.

Dimmable electronic ballast.
DALI Dimmable electronic ballast.
Emergency unit 1h.

ACCESSORI /
ACCESSORIES

Accessori per l'installazione inclusi.

Installation accessories included.

NORMATIVE /
REGULATIONS

EN 60598-1
EN 60598-2-2
EN 62031
Sicurezza fotobiologica delle lampade e sistemi di lampade, EN 62471; IEC/TR 62778.

Rischio esente – GR 0

Idoneo per l'utilizzo in ambienti con videoterminali secondo la norma EN 12464-1.

Photobiological safety of lamps and lamp system EN 62471; IEC/TR 62778.

Exempt risk – GR 0

Suitable for environments with visual display units according to the norm EN 12464-1.

DIRETTIVE /
DIRECTIVES

2014/35/UE
2014/30/UE

DATI TECNICI /
TECHNICAL DATA

CRI 90

LAMP. K	LINE	mA	lm/IN	lm/OUT	W	D'/L'	Kg	m³	EL. COD	DALI COD	EL. + EME COD
3000	4	350	4622	3290	31,20	578	11,00	0,050	6038903WW0600E0B	6038903WW0600DDB	6038903WW0600EMB
4000	4	350	4874	3469	31,20	578	11,00	0,050	6038903NW0600E0B	6038903NW0600DDB	6038903NW0600EMB

INDICE /
INDEX

INDUSTRIALI /
INDUSTRIAL FITTINGS



IPER
8615 LENS 382



AZ63
6165 386



ONDA IP65
7120 390



AZ61 IP65
6120 394



ERMETICA IP65
9550 398



DISCO
8370 402


ESTINTORE

IPER

APPLICAZIONE / APPLICATION

AREA DI STOCCAGGIO /
STORAGE AREA

AREA PRODUTTIVA /
PRODUCTION AREA

IMPIANTI DI PRODUZIONE /
MANUFACTURING CENTRE

ALTEZZE ELEVATE /
ELEVATED HEIGHTS





IPER

IPER

8615 LENS



4000K | 17424 lm | 96.8W

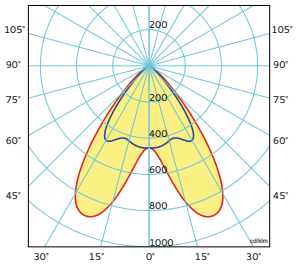

TIPI DI INSTALLAZIONE /
MOUNTINGS

Sospensione /
Suspended fitting

Plafone /
Surface mounted fitting



CORPO / BODY	In lamiera d'acciaio, verniciato con polveri epossipoliestere SOLVENT FREE di colore bianco semilucido, termoindurenti a 180°C, con pretrattamento superficiale di fosfatazione.	In sheet steel, painted with SOLVENT-FREE, semi-bright white, epoxy polyester powders, thermosetting at 180°C, after phosphate treatment.
EMISSIONE LUMINOSA / LIGHT EMISSION	Diretta Simmetrica 	Direct Symmetric
DISPOSITIVO OTTICO / OPTICAL DEVICE	Schermo in vetro temperato trasparente. Con lenti. Standard 60°. Symmetrical Retail. Asymmetrical Retail.	Shield in transparent toughened glass. With lens. Standard 60°. Symmetrical Retail. Asymmetrical Retail.
CABLAGGIO / WIRING	Classe I Alimentazione 220~240 V Ac 50-60 Hz	Class I Feeding 220~240 V Ac 50-60 Hz

DATI TECNICI /
TECHNICAL DATA

LAMP. K	LINE	mA	lm/IN	lm/OUT	W	T	T'
3000	4	700	16648	14983	96,80	320	605
4000	4	700	17424	15682	96,80	320	605
3000	4	700	16648	14983	96,80	320	605
4000	4	700	17424	15682	96,80	320	605
3000	4	700	16648	14983	96,80	320	605
4000	4	700	17424	15682	96,80	320	605
3000	5	700	20810	18729	121,00	320	605
4000	5	700	21780	19602	121,00	320	605
3000	5	700	20810	18729	121,00	320	605
4000	5	700	21780	19602	121,00	320	605
3000	5	700	20810	18729	121,00	320	605
4000	5	700	21780	19602	121,00	320	605

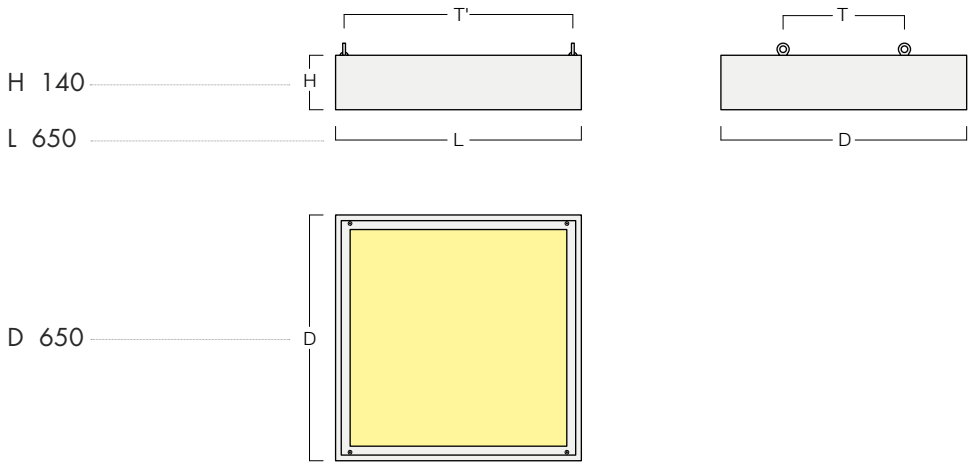

CRI 80 | A+ | CE | MAC ADAM 2 SDCM | 50k L80B10 | GR-0 | IP 65

SU RICHIESTA / VERSIONS ON REQUEST (ove possibile) (if possible)		Alimentatore elettronico dimmerabile. Alimentatore elettronico dimmerabile DALI. Complesso di emergenza 1h/3h. Ra 90.	Dimmable electronic ballast. DALI Dimmable electronic ballast. Emergency unit 1h/3h. Ra 90.
ACCESSORI / ACCESSORIES pag. 423	**4415**	Staffe per aggancio a blindo "KBA Telemecanique" in luogo di n°4 golfari.	Befestigungen geeignet für "KBATelemecanique", statt 4 Ringen.
	4415-ZUC	Staffe per aggancio a blindo "LB Zucchini" in luogo di N4 golfari.	Brackets for locking to "LB Zucchini" system, instead of N4 hooks.
	4412-IPRLED	Piastra per il fissaggio a plafone.	Platefor ceiling mounting.
	4436-IPRLED	Gabbia di protezione in tondino d'acciaio.	Protection cagein steel rods.
NORMATIVE / REGULATIONS		EN 60598-1 EN 60598-2-1 EN 62031 Sicurezza fotobiologica delle lampade e sistemi di lampade, EN 62471; IEC/TR 62778. Rischio esente – GR 0	 Photobiological safety of lamps and lamp system EN 62471; IEC/TR 62778. Exempt risk – GR 0
DIRETTIVE / DIRECTIVES		2014/30/UE 2014/35/UE 89/336/CEE 73/23/CEE (e successive modifiche)	 89/336/CEE 73/23/CEE (and subsequent modifications)

LAMP. K	Kg	m³	EL. COD	DALI COD	EL. + EME COD
3000	13,00	0,065	86157WW60E0B4	86157WW60DDB4	8615WW0650EMB
4000	13,00	0,065	86157NW60E0B4	86157NW60DDB4	8615NW0650EMB
3000	13,00	0,065	86157WWRSE0B4	86157WWRSDDB4	8615WW0650EMB
4000	13,00	0,065	86157NWRSE0B4	86157NWRSDDB4	8615NW0650EMB
3000	13,00	0,065	86157WWRAE0B4	86157WWRADDB4	8615WW0650EMB
4000	13,00	0,065	86157NWRAE0B4	86157NWRADDB4	8615NW0650EMB
3000	13,00	0,065	86157WW60E0B5	86157WW60DDB5	8615WW0650EMB
4000	13,00	0,065	86157NW60E0B5	86157NW60DDB5	8615NW0650EMB
3000	13,00	0,065	86157WWRSE0B5	86157WWRSDDB5	8615WW0650EMB
4000	13,00	0,065	86157NWRSE0B5	86157NWRSDDB5	8615NW0650EMB
3000	13,00	0,065	86157WWRAE0B5	86157WWRADDB5	8615WW0650EMB
4000	13,00	0,065	86157NWRAE0B5	86157NWRADDB5	8615NW0650EMB

AZ63

APPLICAZIONE / APPLICATION

AREA DI STOCCAGGIO /
STORAGE AREA

AREA PRODUTTIVA /
PRODUCTION AREA

CORRIDOIO PUBBLICO /
PUBLIC CORRIDOR

IMPIANTI DI PRODUZIONE /
MANUFACTURING CENTRE





AZ63

AZ63

6165



TIPI DI INSTALLAZIONE /
MOUNTINGS

Sospensione /
Suspended fitting

Plafone /
Surface mounted fitting



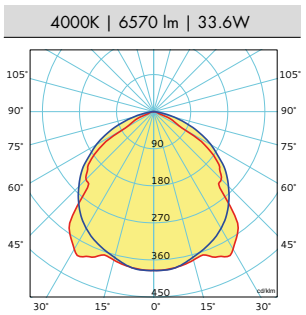

CORPO / BODY	In estruso di alluminio, verniciato con polveri epossipoliestere SOLVENT FREE termoindurenti a 180°C, con pretrattamento superficiale di fosfatazione.	In extruded aluminium, painted with SOLVENT-FREE, epoxy polyester powders, thermosetting at 180°C, after phosphate treatment.
EMISSIONE LUMINOSA / LIGHT EMISSION	Diretta Simmetrica 	Direct Symmetric
DISPOSITIVO OTTICO / OPTICAL DEVICE	Schermo in vetro temperato trasparente.	Shield in transparent toughened glass.
CABLAGGIO / WIRING	Classe I Alimentazione 220~240 V Ac 50-60 Hz Pressacavo PG9 Resistenza alla fiamma testata con filo incandescente a 850°C	Class I Feeding 220~240 V Ac 50-60 Hz Equipped with PG9 cable gland Flame resistance tested with incandescent wire at 850 ° C

DATI TECNICI /
TECHNICAL DATA

LAMP. K	mA	lm/IN	lm/OUT	W	L	F/T	Kg	m³	EL. COD	DALI COD
3000	350	4520	3753	23,20	1230	102	4,00	0,014	61653WW1230E0	61653WW1230DD
4000	350	4740	3935	23,20	1230	102	4,00	0,014	61653NW1230E0	61653NW1230DD
3000	350	5480	4550	29,40	1530	102	5,00	0,018	61653WW1530E0	61653WW1530DD
4000	350	5750	4774	29,40	1530	102	5,00	0,018	61653NW1530E0	61653NW1530DD
3000	500	6270	5206	33,60	1230	102	4,00	0,014	61655WW1230E0	61655WW1230DD
4000	500	6570	5455	33,60	1230	102	4,00	0,014	61655NW1230E0	61655NW1230DD
3000	500	7580	6293	42,70	1530	102	5,00	0,018	61655WW1530E0	61655WW1530DD
4000	500	7950	6600	42,70	1530	102	5,00	0,018	61655NW1530E0	61655NW1530DD

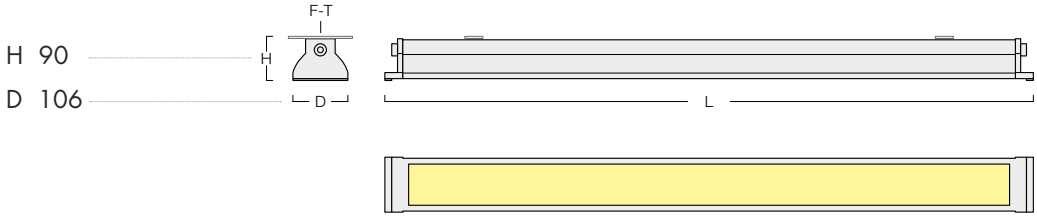

CRI ≥80 | A+ | CE | MAC ADAM 3 SDCM | 50k | GR-0 | IK 09 | IP 65 | FILO INC. 850 °C

SU RICHIESTA / VERSIONS ON REQUEST (ove possibile) (if possible)		Alimentatore elettronico dimmerabile. Alimentatore elettronico dimmerabile DALI. Ra 90.	Dimmable electronic ballast. DALI Dimmable electronic ballast. Ra 90.
ACCESSORI / ACCESSORIES pag. 423	**4417SP1-2**	Kit per sospensione costituito da un dispositivo di regolazione micrometrica, x2 cavi d'acciaio Ø 1.2 mm L 2000 mm e un rosone in ottone cromato.	Suspension kit consisting of micrometric regulation device, x2 steel cable Ø 1.2 mm L 2000 mm and chromed brass cover.
NORMATIVE / REGULATIONS		EN 60598-1 EN 60598-2-1 EN 62031 Sicurezza fotobiologica delle lampade e sistemi di lampade, EN 62471; IEC/TR 62778. Rischio esente – GR 0	 Photobiological safety of lamps and lamp system EN 62471; IEC/TR 62778. Exempt risk – GR 0
DIRETTIVE / DIRECTIVES		2014/35/UE 2014/30/UE	

ONDA IP65

APPLICAZIONE / APPLICATION

AREA COMMERCIALE /
COMMERCIAL AREA

GRANDI AREE COMMERCIALI /
LARGE COMMERCIAL AREAS

SUPERMERCATI /
SUPERMARKET

AREA DI STOCCAGGIO /
STORAGE AREA

AREA PRODUTTIVA /
PRODUCTION AREA

IMPIANTI DI PRODUZIONE /
MANUFACTURING CENTRE

LABORATORIO /
LABORATORY

SOTTOPASSAGGI /
UNDERPASS





ONDA IP65



ONDA IP65

7120

TIPI DI INSTALLAZIONE /
MOUNTINGS

Plafone /
Surface mounted fitting

Sospensione /
Suspended fitting









CORPO / BODY	In policarbonato co-estrusi in un unico pezzo. Autoestinguente: categoria V2.	Polycarbonate co-extruded in one piece. Self-extinguishing: category V2.
EMISSIONE LUMINOSA / LIGHT EMISSION	Diretta Simmetrica 	Direct Symmetric
DISPOSITIVO OTTICO / OPTICAL DEVICE	Diffusore opale stabilizzato agli UV.	UV stabilized opal diffuser.
CABLAGGIO / WIRING	Classe I Alimentazione 220~240 V Ac 50-60 Hz Temperatura di esercizio driver: da -25°C a +45°C Resistenza alla fiamma testata con filo incandescente a 850°C	Class I Feeding 220~240 V Ac 50-60 Hz Driver operating temperature: from -25°C to +45°C Flame resistance tested with incandescent wire at 850 ° C
SU RICHIESTA / VERSIONS ON REQUEST (ove possibile) (if possible)	Ra 90.	Ra 90.

DATI TECNICI /
TECHNICAL DATA

LAMP. K	lm/IN	lm/OUT	W	D	L	Kg	m³	EL. COD	DALI COD	EL. + EME COD
4000	2500	2150	20,00	63	615	0,5	0,005	7120NW0615E	-	-
4000	5200	4472	36,00	63	1175	1,0	0,009	7120NW1175E	-	7120NW1175EM3
4000	8000	6880	58,00	63	1456	1,2	0,011	7120NW1456E	-	7120NW1456EM3

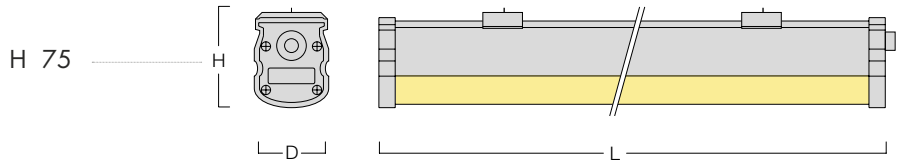

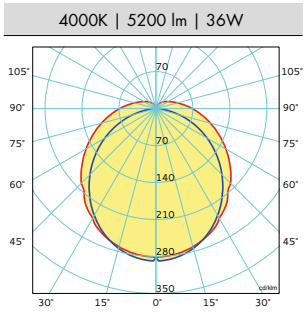

CRI ≥80 | A+ | CE | 50k L70B50 | GR-0 | IK 08 | IP 65 | FILO INC. 850 °C

ACCESSSORI / ACCESSORIES pag. 423	**KIT-STAFAZ**	Staffe per fissaggio a parete.	Wall brackets.
	4436-236C	Gabbia in tondino d'acciaio.	Cage in steel rods.
	4417SP1-2	Kit per sospensione costituito da un dispositivo di regolazione micrometrica, x2 cavi d'acciaio Ø 1.2 mm L 2000 mm e un rosone in ottone cromato.	Suspension kit consisting of micrometric regulation device, x2 steel cable Ø 1.2 mm L 2000 mm and chromed brass cover.

NORMATIVE / REGULATIONS	EN 60598-1 EN 60598-2-1 EN 62031 Sicurezza fotobiologica delle lampade e sistemi di lampade, EN 62471; IEC/TR 62778.	Photobiological safety of lamps and lamp system EN 62471; IEC/TR 62778.
	Rischio esente – GR 0	Exempt risk – GR 0

DIRETTIVE / DIRECTIVES	2014/35/UE 2014/30/UE

AZ61 IP65

APPLICAZIONE / APPLICATION

AREA DI STOCCAGGIO /
STORAGE AREA

AREA PRODUTTIVA /
PRODUCTION AREA

CORRIDOIO PUBBLICO /
PUBLIC CORRIDOR

IMPIANTI DI PRODUZIONE /
MANUFACTURING CENTRE





AZ61 IP65

AZ61 IP65

6120



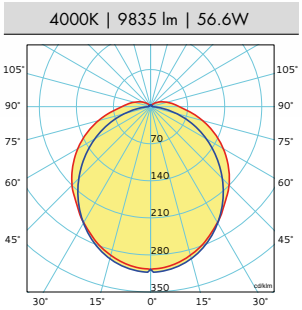

TIPI DI INSTALLAZIONE /
MOUNTINGS

Plafone /
Surface mounted fitting

Sospensione /
Suspended fitting



CORPO / BODY	In policarbonato antiurto, autoestinguente V2, stampato ad iniezione. Ganci di chiusura schermo diffusore in acciaio inox.	Made of shockproof, V2 self-extinguishing, injection-moulded polycarbonate. Stainless steel diffuser screen closing hooks.
EMISSIONE LUMINOSA / LIGHT EMISSION	Diretta Simmetrica 	Direct Symmetric
DISPOSITIVO OTTICO / OPTICAL DEVICE	Diffusore in policarbonato autoestinguente V2, stabilizzato agli UV, stampato ad iniezione.	Diffuser in V2 self-extinguishing, UV stabilized, injection-moulded polycarbonate.
CABLAGGIO / WIRING	Classe I Alimentazione 220~240 V Ac 50-60 Hz Temperatura di esercizio driver: da -15°C a +50°C Pressacavo PG13,5	Class I Feeding 220~240 V Ac 50-60 Hz Driver operating temperature: from -15°C to +50°C Equipped with PG13,5 cable gland

DATI TECNICI /
TECHNICAL DATA

LAMP. K	LINE	mA	lm/IN	lm/OUT	W	D	L	F/T	F'/T'
4000	2	500	3551	2357	22,50	136	660	C	350
4000	1	500	4687	3087	25,80	86	1270	C	900
4000	2	1050	7895	5411	49,90	136	1270	C	900
4000	1	700	5709	3767	32,80	86	1570	C	1200
4000	2	1400	10388	6961	63,90	136	1570	C	1200

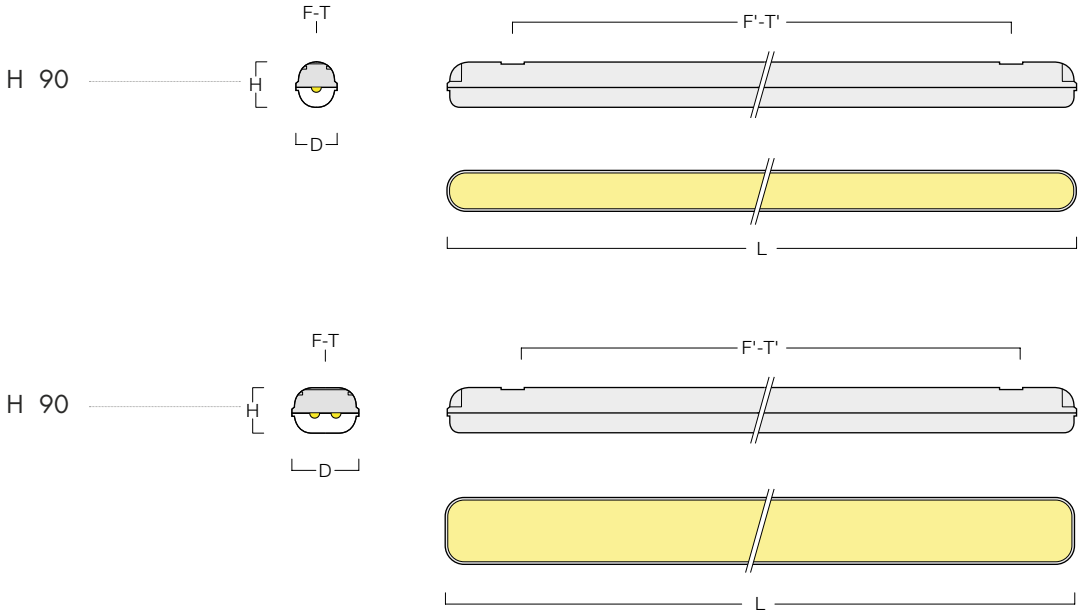

CRI ≥80 | A+ | CE | MAC ADAM 3 SDCM | 50k L80B10 | GR-0 | IK 08 | IP 65

SU RICHIESTA / VERSIONS ON REQUEST (ove possibile) (if possible)		Alimentatore elettronico dimmerabile PUSH. Alimentatore elettronico dimmerabile 1-10V. Alimentatore elettronico dimmerabile DALI. Ra 90. Complesso di emergenza, solo per: - (Lines 2x) 45,0W (D136 L1270 H90) - (Lines 2x) 56,6W (D136 L1570 H90)	Dimmable electronic ballast PUSH. Dimmable electronic ballast 1-10V. DALI Dimmable electronic ballast. Ra 90. Emergency unit, only for items: - (Lines 2x) 45,0W (D136 L1270 H90) - (Lines 2x) 56,6W (D136 L1570 H90)
ACCESSSORI / ACCESSORIES pag. 423	**KIT-STAFAZ**	Staffe per fissaggio a parete.	Wall brackets.
	4436-236C	Gabbia in tondino d'acciaio.	Cage in steel rods.
	4417SP1-2	Kit per sospensione costituito da un dispositivo di regolazione micrometrica, x2 cavi d'acciaio Ø 1.2 mm L 2000 mm e un rosone in ottone cromato.	Suspension kit consisting of micrometric regulation device, x2 steel cable Ø 1.2 mm L 2000 mm and chromed brass cover.
NORMATIVE / REGULATIONS		EN 60598-1 EN 60598-2-1 EN 62031 Sicurezza fotobiologica delle lampade e sistemi di lampade, EN 62471; IEC/TR 62778. Rischio esente – GR 0	 Photobiological safety of lamps and lamp system EN 62471; IEC/TR 62778. Exempt risk – GR 0
DIRETTIVE / DIRECTIVES		2014/35/UE 2014/30/UE	

LAMP. K	Kg	m³	EL. COD	DALI COD	EL. + EME COD
4000	1,65	0,010	6120NW25W-2	6120NW25WDD-2	6120NW25W-2M
4000	1,75	0,012	6120NW25W-1	6120NW25WDD-1	6120NW25W-1M
4000	2,05	0,019	6120NW52W-2	6120NW52WDD-2	6120NW52W-2M
4000	2,25	0,015	6120NW30W-1	6120NW30WDD-1	6120NW30W-1M
4000	2,55	0,023	6120NW65W-2	6120NW65WDD-2	6120NW65W-2M

ERMETICA IP65

APPLICAZIONE / APPLICATION

AREA DI STOCCAGGIO /
STORAGE AREA

LOCALE RESIDENZIALE /
RESIDENTIAL HALL





ERMETICA IP65

ERMETICA IP65

9550



TIPI DI INSTALLAZIONE /
MOUNTINGS

Plafone /
Surface mounted fitting

A parete /
Wall luminaire

FACILE INSTALLAZIONE.
Per l'installazione non occorre aprire l'apparecchio /
EASY INSTALLATION.
To install the product, it is not necessary to open the fixture.



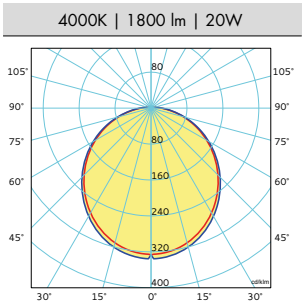

CORPO / BODY	In policarbonato bianco antiurto, autoestinguente V2.	In shockproof white polycarbonate, self-extinguishing V2.
EMISSIONE LUMINOSA / LIGHT EMISSION	Diretta Simmetrica 	Direct Symmetric
DISPOSITIVO OTTICO / OPTICAL DEVICE	Diffusore in policarbonato opale.	Diffuser in opal polycarbonate.
CABLAGGIO / WIRING	Classe II Alimentazione 220~240 V Ac 50-60 Hz Pressacavo PG7 Sportellino per il collegamento.	Class II Feeding 220~240 V Ac 50-60 Hz Equipped with PG7 cable gland Flap for electrical connection.

DATI TECNICI /
TECHNICAL DATA

LAMP. K	lm/IN	lm/OUT	W	Ø	H	Kg	m³	EL. COD	DALI COD	EL. + EME COD
3000	1800	1646	20,00	280	71	0,08	0,006	9550WW20B-280	-	-
4000	1800	1646	20,00	280	71	0,08	0,006	9550NW20B-280	-	-
3000	2400	2187	24,00	350	81	1,10	0,010	9550WW24B-350	-	9550WW24BM-350
4000	2400	2187	24,00	350	81	1,10	0,010	9550NW24B-350	-	9550NW24BM-350

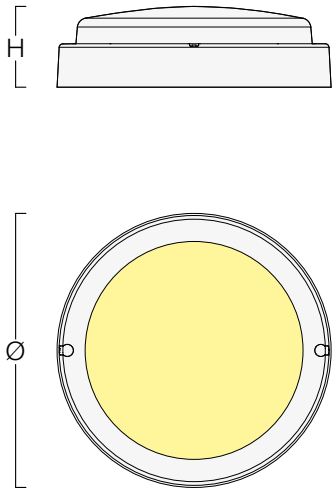

CRI 80 | A+ | 50k | CE | GR-0 | IK 08 | IP 65

SU RICHIESTA / VERSIONS ON REQUEST (ove possibile) (if possible)	Sensore di luminosità e di presenza. Complesso di emergenza 1h (solo per: Ø350). Ra 90.	Daylight sensor and presence detector. Emergency unit 1h (only for item: Ø350). Ra 90.
NORMATIVE / REGULATIONS	EN 60598-1 EN 60598-2-1 EN 62031 Sicurezza fotobiologica delle lampade e sistemi di lampade, EN 62471; IEC/TR 62778. Rischio esente – GR 0	 Photobiological safety of lamps and lamp system EN 62471; IEC/TR 62778. Exempt risk – GR 0
DIRETTIVE / DIRECTIVES	2014/35/UE 2014/30/UE	

DISCO

APPLICAZIONE / APPLICATION

AREA DI STOCCAGGIO /
STORAGE AREA

AREA PRODUTTIVA /
PRODUCTION AREA

IMPIANTI DI PRODUZIONE /
MANUFACTURING CENTRE

ALTEZZE ELEVATE /
ELEVATED HEIGHTS





DISCO

DISCO
8370



4000K | 21600 lm | 150W | 60°

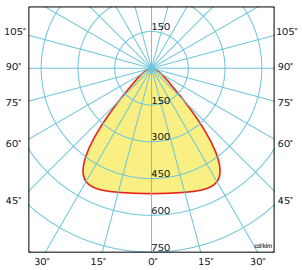

TIPI DI INSTALLAZIONE /
MOUNTINGS

Sospensione /
Suspended fitting

CORPO / BODY	In alluminio pressofuso verniciato nero.	In black painted die-cast aluminum.
EMISSIONE LUMINOSA / LIGHT EMISSION	Diretta Simmetrica	Direct Symmetric
DISPOSITIVO OTTICO / OPTICAL DEVICE	Lente in PMMA 60° / 90°	Lens in PMMA 60° / 90°
CABLAGGIO / WIRING	Classe I Alimentazione 220~240 V Ac 50-60 Hz Temperatura di utilizzo -35°C .. + 55°C	Class I Feeding 220~240 V Ac 50-60 Hz Operating temperature -35°C .. + 55°C

DATI TECNICI /
TECHNICAL DATA

LAMP. K	lm/IN	lm/OUT	W	Ø	H	Kg	m³	EL. COD	DALI COD
4000	16000	14400	100,00	280	185	4,00	0,022	8370NW100E-60	-
4000	16000	14400	100,00	280	185	4,00	0,022	8370NW100E-90	-
4000	24000	21600	150,00	340	187	5,80	0,032	8370NW150E-60	8370NW150DD-60
4000	24000	21600	150,00	340	187	5,80	0,032	8370NW150E-90	8370NW150DD-90
4000	32000	28800	200,00	400	197	7,00	0,042	8370NW200E-60	8370NW200DD-60
4000	32000	28800	200,00	400	197	7,00	0,042	8370NW200E-90	8370NW200DD-90

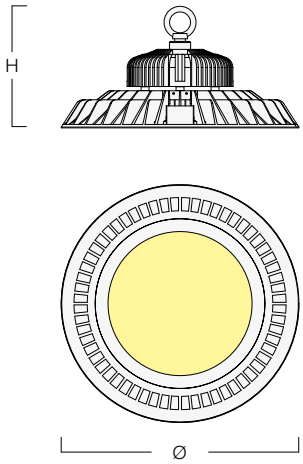

CRI ≥80 | A+ | CE | 50k | IK 10 | IP 65

SU RICHIESTA / VERSIONS ON REQUEST (ove possibile) (if possible)		Alimentatore elettronico dimmerabile DALI. Ra 90.	DALI Dimmable electronic ballast. Ra 90.
ACCESSORI / ACCESSORIES pag. 423	**186311**	MOVEMENTSENSOR HB 65 - Affidabile rilevamento di movimento HF con indicatore a LED (rosso)	MOVEMENTSENSOR HB 65 - Reliable HF motion detection with indication LED (red)
	186370	BRIGHTNESSSENSOR IP65 - Monitoraggio affidabile dei livelli di luce con indicatore a LED (rosso)	BRIGHTNESSSENSOR IP65 - Reliable monitoring of light levels with indication LED (red)
NORMATIVE / REGULATIONS		EN 60598-1 EN 60598-2-1 EN 62031 Sicurezza fotobiologica delle lampade e sistemi di lampade, EN 62471; IEC/TR 62778.	 Photobiological safety of lamps and lamp system EN 62471; IEC/TR 62778.
DIRETTIVE / DIRECTIVES		2014/35/UE 2014/30/UE	



ACCADEMIA

INDICE /
INDEX



ONE LIGHT LED
2037 410



SPOT LED
2038 420



ONE LIGHT LED

APPLICAZIONE / APPLICATION

AREA COMMERCIALE /
COMMERCIAL AREA

LOCALE PUBBLICO /
PUBLIC HALL

LOCALE RESIDENZIALE /
RESIDENTIAL HALL

GRANDI AREE COMMERCIALI /
LARGE COMMERCIAL AREAS

FACCIATE /
FADADES

GIARDINI /
GARDENS





ONE LIGHT LED



ONE LIGHT LED
2037

Apparecchio da incasso lineare a pavimento o a parete dal design tecnico ed essenziale.
Profilo tutto vetro senza cornice per un incasso a filo senza gradini.
Per luce diffusa o per illuminazione radente di facciate, muri perimetrali, hall, particolari architettonici.

Linear ground or wall recessed fitting flush-mounted without frame of high technical and minimalist design.

Diffuse or grazing lighting effect for façades, perimeter walls, halls, architectural details.

Adatto a qualsiasi tipo di pavimentazione.
Calpestabile per carico statico fino a 1000 kg.

Suitable for every kind of floor.
Walk over for static weight up to 1000 kg.

Viteria ed alette per il blocco dell'apparecchio nella controcassa in acciao inox A2.
Controcassa in acciaio zincato o in acciaio inox AISI 430.

A2 stainless steel screws for fixing the fitting into AISI 430 stainless steel or galvanized steel formwork.

Per installazione singola o in fila continua con scatola di derivazione a quattro uscite per alimentazione e comandi.

For single or continuous line installation, with terminal block box four poles for power supply and controls.

LED monocromatici (alimentatore 220-240V, 50/60Hz incorporato nell'apparecchio)
LED RGB full colour (alimentatore 24Vdc e comando DALI o DMX in remoto).

Monochromatic LED (220-240V, 50/60Hz power supply integrated into the fitting)
RGB LED full colour source (24Vdc power supply and DALI or DMX remote control).

TIPI DI INSTALLAZIONE /
MOUNTINGS

Incasso a pavimento /
Floor recessed



CORPO /
BODY

Estruso in alluminio UNI EN 573-3 (6060) anodizzato a 15µ, testate in pressofusione di alluminio EN AB 44300 (senza rame) verniciato colore argento polvere poliestere doppia mano previo processo di anticorrosione.

Extruded aluminium UNI EN 573-3 (6060) anodised 15µ, terminal cover in die-cast aluminium EN AB 44300 (copper free), painted in double hand silver polyester powder, subject to an anti-corrosion process.

EMISSIONE LUMINOSA /
LIGHT EMISSION

Diretta
Simmetrica



Direct
Symmetric

DISPOSITIVO OTTICO /
OPTICAL DEVICE

Diffusore in vetro extrachiaro monolitico (8 mm).

Diffuser in extra-clear tempered monolithic glass (8 mm).

Versione diffusa: antislip - serigrafia bianca.
Versione simmetrica e asimmetrica: trasparente - serigrafia grigia.

Diffused version: anti-slip treatment and white serigraphy.
Symmetric and asymmetric version: transparent - grey serigraphy.

Riflettore in alluminio anodizzato.
PMMA 30° (versione simmetrica)

Reflector anodized aluminium.
PMMA 30° (symmetric version)

CABLAGGIO /
WIRING

LED BIANCO: Classe I
LED RGB: Classe III

LED WHITE: Class I
LED RGB: Class III

Alimentazione LED BIANCO: 220-240V, 50/60Hz
Alimentatore integrato
Alimentazione LED RGB: 24Vdc, 50/60Hz
Alimentatore in remoto Nylon PG11-IP68 - Ø5÷10 mm

Feeding LED WHITE: 220-240V, 50/60Hz
included power supply
Feeding LED RGB: 24Vdc, 50/60Hz
remote power supply Nylon PG11-IP68 - Ø5÷10 mm

LED BIANCO: H05RN-F 3x1mm - 50 cm premontato
LED RGB: H07RN-F 5x1mm - 50 cm premontato

LED WHITE: H05RN-F 3x1mm - 50 cm pre-assembled
LED RGB: H07RN-F 5x1mm - 50 cm pre-assembled

NORMATIVE /
REGULATIONS

EN 60598-1
EN 60598-2-13
EN 62471
Rischio esente – GR 0

Exempt risk – GR 0

DIRETTIVE /
DIRECTIVES

2014/35/UE
2014/30/UE

SORGENTE AD ALTA LUMINOSITÀ /
SOURCE OF HIGH BRIGHTNESS

fornisce una miscelazione del colore omogenea, ed altamente uniforme nell'ambiente illuminato.

provides a uniform color mixing and an high uniform light in the surrounding environment.



ACCESSORI /
ACCESSORIES



Ventosa /
Suction cups

COD
200000100



Morsettiera coassiale /
Terminal block 3 poles IP68 M20x1,5

COD
200000101



Morsettiera coassiale /
Terminal block 3 poles IP68 M25x1,5

COD
200000102

1 LED BIANCO DIFFUSA / LED WHITE DIFFUSED





Satinatura antislip DIN 51130 Class R10 /
Satin-finished antislip DIN 51130 Class R10

2 LED BIANCO ASIMMETRICA / LED WHITE ASYMMETRIC





3 LED BIANCO SIMMETRICA / LED WHITE SYMMETRIC







Calpestabile fino a 1000 kg /
Walk over up to 1000 kg



Adatto a qualsiasi pavimentazione /
Suitable for any kind of floor



Vetro a filo pavimento senza cornice /
Flush-mounted without frame



Altezza 115 mm
spazio agevolato per passaggio cavi /
115 mm height
and space for cable connections



High flux

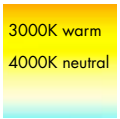

Bianco /
White



Sistemi di controllo /
Control systems

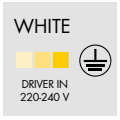

Alimentatore elettronico integrato nell'apparecchio /
Electronic gear included in the fitting



Su richiesta dimmerabile con alimentazione in remoto /
Dimmable with remote power supply on request



Cassaforma – pag. 416
Formwork – page 416

CRI ≥80 | A+ | CE | MAC ADAM 3 SDCM | 50k L80B10 | GR-0 | IP 65 | T° <40 | RGB DRIVER OUT 240 Vdc | IK IK10 - 20J | RoHS REACH

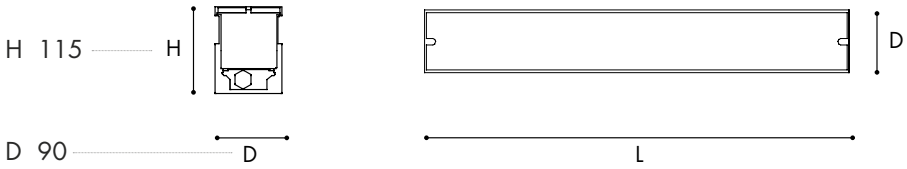

DATI TECNICI /
TECHNICAL DATA

								1	2	3
LAMP. K	**mA**	**lm/IN**	**lm/OUT**	**W**	**lm/W**	**L**	**Kg**	**EL. COD**	**EL. COD**	**EL. COD**
3000	350	642	533	3,90	163	342	1,50	203706000	203706001	202706002
4000	350	677	562	3,90	173	342	1,50	203706100	203706101	202706102
3000	350	1284	1066	7,80	163	614	3,00	203712000	203712001	202712002
4000	350	1354	1124	7,80	171	614	3,00	203712100	203712101	202712102
3000	350	1926	1599	11,70	163	914	4,00	203718000	203718001	202718002
4000	350	2031	1686	11,70	172	914	4,00	203718100	203718101	202718102
3000	350	2568	2132	15,60	163	1214	5,00	203724000	203724001	202724002
4000	350	2708	2248	15,60	171	1214	5,00	203724100	203724101	202724102
3000	500	877	728	5,70	152	342	1,50	203706010	203706011	212706012
4000	500	924	767	5,70	161	342	1,50	203706110	203706111	212706112
3000	500	1754	1456	11,40	152	614	3,00	203712010	203712011	212712012
4000	500	1848	1534	11,40	160	614	3,00	203712110	203712111	212712112
3000	500	2631	2184	17,10	152	914	4,00	203718010	203718011	212718012
4000	500	2772	2301	17,10	160	914	4,00	203718110	203718111	212718112
3000	500	3508	2912	22,80	152	1214	5,00	203724010	203724011	212724012
4000	500	3696	3069	22,80	160	1214	5,00	203724110	203724111	212724112

LED RGB DIFFUSA /
LED RGB DIFFUSED





Calpestabile fino a 1000 kg /
Walk over up to 1000 kg



Adatto a qualsiasi pavimentazione /
Suitable for any kind of floor



Vetro a filo pavimento senza cornice /
Flush-mounted without frame



Altezza 115 mm
spazio agevolato per passaggio cavi /
115 mm height
and space for cable connections



High flux

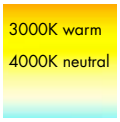

Bianco /
White



Sistemi di controllo /
Control systems



RGB full color /



Alimentatore elettronico in remoto /
Remote electronic gear



Cassaforma – pag. 416 /
Formwork – page 416



Sistemi di controllo /
Control systems



A+ | CE | MAC ADAM 3 SDCM | 50k L80B10 | GR-0 | IK IK10 - 20J | IP 65 | T° <40 | RGB DRIVER OUT 240 Vdc | RoHS REACH

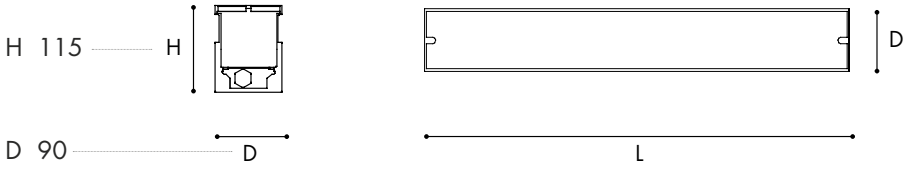

DATI TECNICI /
TECHNICAL DATA

LAMP. K	lm/IN	lm/OUT	W	lm/W	L	Kg	EL. COD
LED RGB	96	80	22,90	4	342	1,50	203706400
LED RGB	192	159	45,80	4	614	3,00	203712400
LED RGB	289	239	68,70	4	914	4,00	203718400
LED RGB	384	319	91,60	4	1214	5,00	203724400



ACCESSORI /
ACCESSORIES

CASSAFORMA /
FORMWORK

Le cassaforme vengono fornite complete di polistirolo ad alta densità per protezione in corso di installazione.

Formworks are supplied with high density polystyrene for protection during the installation.

CASSAFORMA SINGOLA /
SINGLE FORMWORK

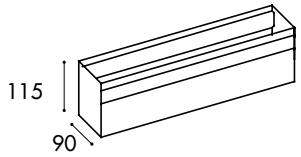

	ACCIAIO ZINCATO / GALVANIZED STEEL	**ACCIAIO INOX /** STAINLESS STEEL
L	**COD**	**COD**
342	203506020	203506030
614	203514020	203514030
914	203521020	203521030
1214	203528020	203528030

CASSAFORMA FILA CONTINUA /
FORMWORK CONTINUOUS LINE

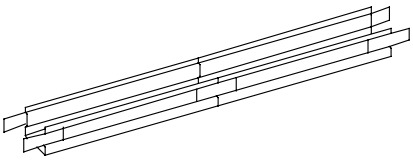

	ACCIAIO ZINCATO / GALVANIZED STEEL	**ACCIAIO INOX /** STAINLESS STEEL
L	**COD**	**COD**
612	203514021	203514031
912	203521021	203521031
1212	203528021	203528031

CASSAFORMA TESTATA /
FORMWORK ENDCAPS

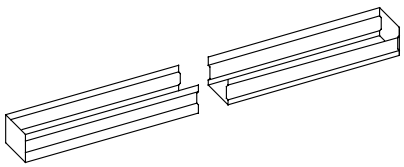

	ACCIAIO ZINCATO / GALVANIZED STEEL	**ACCIAIO INOX /** STAINLESS STEEL
L	**COD**	**COD**
613	203514022	203514032
913	203521022	203521032
1213	203528022	203528032

SISTEMI DI INSTALLAZIONE /
INSTALLATION SYSTEMS



Ventosa /
Suction cups



One Light Led



Cassaforma /
Formwork

---

1 FASE /
Step

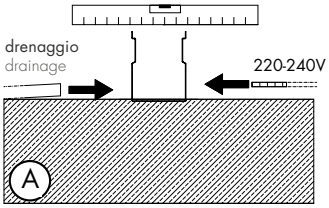

La superficie d'appoggio della cassaforma deve essere sufficientemente stabile e planare. Il drenaggio è necessario per l'evacuazione dell'acqua infiltrata e per garantire l'IP dell'apparecchio.

Nel caso di appoggio su cemento (schema Ⓐ).
Nel caso di un letto di ghiaia di almeno 30cm è necessario comunque verificare la fuoriuscita dell'acqua (schema Ⓑ).

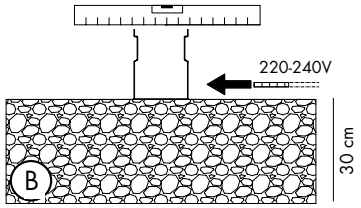

The formwork's supporting surface must be adequately stable and plane. Drenage is nedeed to evacuate infiltred water and to guarantee the IP level.

In case of concrete base (see diagram Ⓐ).
In case of a gravel basis - minimum 30cm depth - check the discharge of water (see diagram Ⓑ).

---

2 FASE /
Step

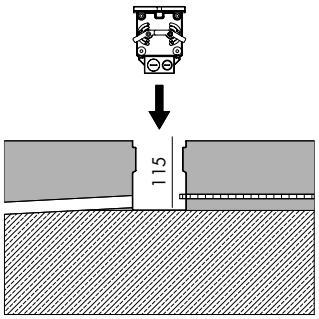

Inserire l'apparecchio nella cassaforma.

ATTENZIONE: in condizioni ambientali estreme si consiglia la cassaforma in acciaio inox 316L (versione speciale su richiesta).

Insert the fitting in the formwork.

WARNING: in extreme environmental conditions, stainless steel 316L formworks are recommended (special version on request).

3 FASE /
Step

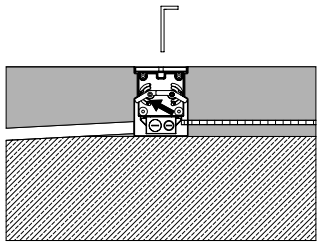

Il pavimento finito (con rivestimento) deve essere alla stessa altezza dell'apparecchio.

Avvitare le viti per garantire la stabilità apparecchio all'interno cassaforma.

The finished floor (sheathing included) must be on the same level of the fitting.

Drive in the screws to guarantee the stability of the luminaire inside the formwork.

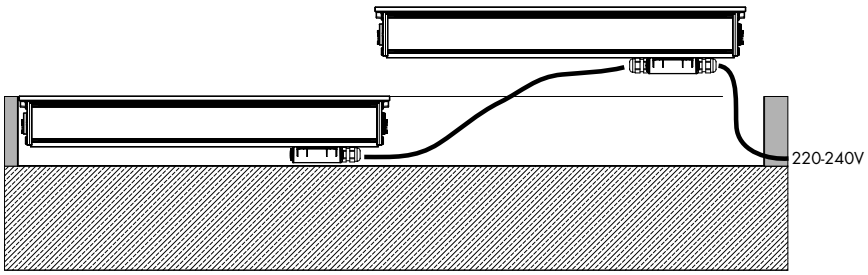

ATTENZIONE: per garantire il mantenimento delle caratteristiche di isolamento IP dei corpi illuminanti è assolutamente indispensabile il rispetto delle indicazioni di installazione che accompagnano le cassaforme e/o gli apparecchi stessi, con particolare riguardo alla realizzazione di un corretto drenaggio.

CAUTION: in order to grant lighting fittings IP level, it is essential to respect the installation instructions supplied together luminaires and formworks. In particular, please be aware to make a suitable and correct drainage system.

SPOT LED

APPLICAZIONE / APPLICATION

FACCIATE /
FADADES

ALTEZZE ELEVATE /
ELEVATED HEIGHTS

GRANDI AREE COMMERCIALI /
LARGE COMMERCIAL AREAS

IMPIANTI DI PRODUZIONE /
MANUFACTURING CENTRE

AREA DI STOCCAGGIO /
STORAGE AREA

AREA PRODUTTIVA /
PRODUCTION AREA





SPOT LED

SPOT LED
2038



Apparecchio lineare per installazione a parete dal design tecnico ed essenziale.
Per illuminazione radente di facciate, muri perimetrali, hall, particolari architettonici.

Linear fitting for wall mounting application of high technical and minimalist design.
Grazing lighting effect for façades, perimeter walls, halls, architectural details.

Adatto a qualsiasi tipo di parete.
Regolabile +90°.

Suitable for every kind of façade.
Adjustable +90°.

Riflettore in policarbonato metallizzato 99,9% ad alto rendimento luminoso (versione a LED monocromatici).

Metalized polycarbonate, 99,9% light output ratio (Monochromatic LED version).

Sorgente luminosa a LED monocromatici (alimentatore 220-240V, 50/60Hz incorporato nell'apparecchio).

Monochromatic LED (220-240V, 50/60Hz power supply integrated into the fitting).

TIPI DI INSTALLAZIONE /
MOUNTINGS

A parete /
Wall luminaire



CORPO / BODY	Estruso in alluminio UNI EN 573-3 (6060) anodizzato a 15µ, testate in pressofusione di alluminio EN AB 44300 (senza rame) verniciato colore argento polvere poliestere doppia mano previo processo di anticorrosione.	Extruded aluminium UNI EN 573-3 (6060) anodised 15µ, terminal cover in die-cast aluminium EN AB 44300 (copper free), painted in double hand silver polyester powder, subject to an anti-corrosion process.
	Inclinazione +90°.	Tilt +90°.
EMISSIONE LUMINOSA / LIGHT EMISSION	Luce radente 	Wall washer
DISPOSITIVO OTTICO / OPTICAL DEVICE	Diffusore in vetro extrachiaro monolitico (8 mm) serigrafia grigia.	Diffuser in extra-clear tempered monolithic glass (8 mm) grey serigraphy.
	Riflettore in alluminio anodizzato.	Reflector anodized aluminium.
CABLAGGIO / WIRING	Classe I Alimentazione 220-240V, con reattore elettronico 50/60Hz	Class I Feeding 220-240V, 50/60Hz electronic gear
	Connettori EPDM IP67 - M12 Ø4÷7 mm	Connector EPDM IP67 - M12 Ø4÷7 mm
	Cavo H05RN-F 3x1mm - 50 cm premontato.	Cable H05RN-F 3x1mm - 50 cm pre-assembled.
NORMATIVE / REGULATIONS	EN 60598-1, EN 60598-2-13 EN 62471 Rischio esente – GR 0	Exempt risk – GR 0
DIRETTIVE / DIRECTIVES	2014/35/UE 2014/30/UE	

LED WHITE /
GRAZING LIGHT

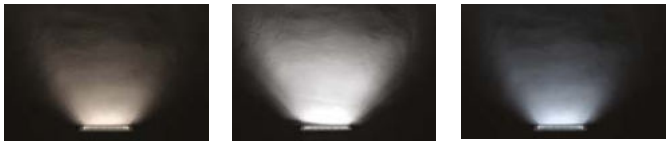

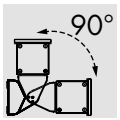

Rotazione +90° /
Adjustable +90°

1-10V
DMX
DALI

Sistemi di controllo /
Control systems



High flux

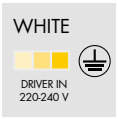

Alimentatore elettronico integrato nell'apparecchio /
Electronic gear included in the fitting

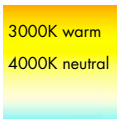

Bianco /
White



Ottica in policarbonato metallizzato /
Metalized polycarbonate optics

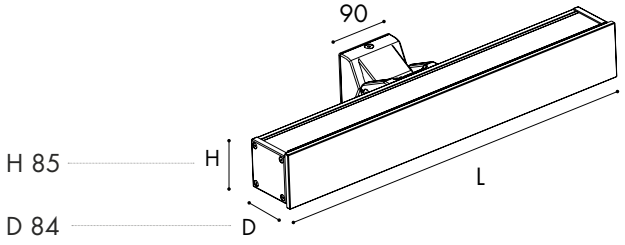

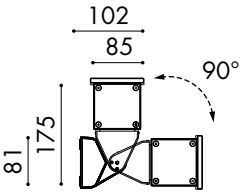

DATI TECNICI /
TECHNICAL DATA

LAMP. K	mA	lm/IN	lm/OUT	W	lm/W	L	Kg	EL. COD
3000	350	642	533	3,90	163	314	2,1	203806001
4000	350	677	562	3,90	163	314	3,5	203806101
3000	350	1284	1066	7,80	163	586	4,6	203812001
4000	350	1354	1124	7,80	152	586	2,1	203812101
3000	350	1926	1599	11,70	152	886	3,5	203818001
4000	350	2031	1686	11,70	152	886	4,6	203818101
3000	500	877	728	5,70	173	314	2,1	203806011
4000	500	924	767	5,70	171	314	3,5	203806111
3000	500	1754	1456	11,40	172	586	4,6	203812011
4000	500	1848	1534	11,40	161	586	2,1	203812111
3000	500	2631	2184	17,10	160	886	3,5	203818011
4000	500	2772	2301	17,10	160	886	4,6	203818111

ACCESSORI /
ACCESSORIES

MOVEMENTSENSOR HB 65

Affidabile rilevamento di movimento HF con indicatore a LED (rosso)
Per il montaggio su superfici
Con serracavo
Grado di protezione: IP65
Classe di protezione II
Consumo di corrente DALI: 2 mA

MOVEMENTSENSOR HB 65

Reliable HF motion detection with indication LED (red)
For surface mounting
With cord grip
Degree of protection: IP65
Protection Class II
DALI current consumption: 2 mA

186311

PESO/WEIGHT	COD
151 g	**186311**



BRIGHTNESSSENSOR IP65

Monitoraggio affidabile dei livelli di luce con indicatore a LED (rosso)
Per il montaggio su superfici
Con serracavo
Grado di protezione: IP65
Classe di protezione II
Consumo di corrente DALI: 4 mA

BRIGHTNESSSENSOR IP65

Reliable monitoring of light levels with indication LED (red)

For surface mounting
With cord grip
Degree of protection: IP65
Protection Class II
DALI current consumption: 4 mA

186370

PESO/WEIGHT	COD
140 g	**186370**



Sospensione "Y" (set 2pz) comprendente un dispositivo di regolazione micrometrica, un cavetto d'acciaio di L 2000 mm + 250 mm e un rosone in ottone.

"Y" suspension (2pcs set) consisting of micrometric regulation, L 2000 mm + 250 mm steel cable with chromed brass cover.

4403

L	COD
2000	**4403**



Kit per alimentazione costituito da un cavo di alimentazione trasparente L 2000 mm e un rosone in plastica. Dotato di morsettiera, fermacavo e accessori per il fissaggio.

Feeding kit consisting of feeding cable, in transparent colour L 2000 mm and plastic cover.

Equipped with connection block, cablegland and fixing accessories.

4406

L	CAVO/CABLE	COD
2000	2P+T	**4406B3** ○
2000	2P+T	**4406N3** ●
2000	4P+T	**4406B5** ○
2000	4P+T	**4406N5** ●



Piastra per il fissaggio a plafone.

Plate for ceiling mounting.

4412-IPRLED





4415

Staffe per aggancio a blindo "KBA Telemecanique" in luogo di n°4 golfari.

Brackets for hooking to busway "KBA Telemecanique" instead of 4 eyebolts.



4415-ZUC

Staffe per aggancio a blindo "LB Zucchini" in luogo di n°4 golfari.

Brackets for hooking to busway "LB Zucchini" in place of 4 eyebolts.



4417SP1

L	CAVO/CABLE	COD
2000	x1	**4417SP1-1**
2000	x2	**4417SP1-2**
2000	x3	**4417SP1-3**
2000	x4	**4417SP1-4**

Kit per sospensione costituito da un dispositivo di regolazione micrometrica, un cavo d'acciaio Ø 1.2 mm L 2000 mm e un rosone in ottone cromato.

Suspension kit consisting of a micrometric adjustment device, a Ø 1.2 mm L 2000 mm steel cable and chromed brass cover.



4417SP2

L	CAVO/CABLE	COD
2000	x1	**4417SP2-1**
2000	x2	**4417SP2-2**
2000	x3	**4417SP2-3**
2000	x4	**4417SP2-4**

Kit per sospensione costituito da un dispositivo di regolazione micrometrica, un cavo d'acciaio Ø 2.0 mm L 2000 mm e un rosone in ottone cromato.

Suspension kit consisting of a micrometric adjustment device, a Ø 2.0 mm L 2000 mm steel cable and chromed brass cover.



4436

mm	COD
1300x350x100	**4436-236**
1600x350x100	**4436-258**
650x650x125	**4436-455**

Gabbia di protezione in tondino d'acciaio per stagne.

Protection **cage** in rod steel for watertight.

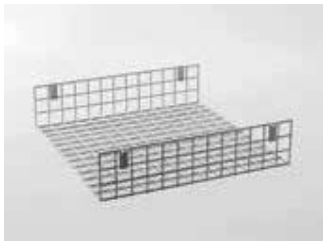

4436-IPRLED

Gabbia di protezione in tondino d'acciaio.

Protection **cagein** steel rods.



4436-236C

Gabbia di protezione in tondino d'acciaio.

Protection **cagein** steel rods.

6390LED501H

Kit per luce d'emergenza per power LED e moduli LED
Tensione di alimentazione 220~240 V / 50-60 Hz.
Corrente di alimentazione 20 mA - cos λ 0,9.
Temperatura max d'esercizio misurata sull'involucro 70°C.
Temperatura ambiente 0÷50°C
Tipo di ricarica 24 h
Portata morsettiera 1,5 mm^2
Batteria 7,2V - 1,6Ah - 300 gr.

Emergency lighting kit for power LED and LED modules:
Supply voltage 220~240 V / 50-60 Hz.
Supply current 20 mA - cos λ 0,9.
Max case temperature 70°C.
Ambient temperature 0÷50°C.
Recharging time 24 h.
Terminals block connection size 1,5 mm^2.
Battery 7,2V - 1,6Ah - 300 gr.



6523-SP1

Kit per la giunzione di 2 elementi costituito da una piastra in acciaio zincato e 4 viti per il fissaggio della stessa.

Kit for joining 2 elements consisting of a galvanized steel plate and 4 screws for fixing it.

7516-50

Fascetta a molla in acciaio inox inclusa Ø50.

Spring clip in stainless steel included Ø50.



7516-50ANTV

Fascetta bloccata con viti antivandaliche (set 2pz) Ø50.

Strap clamped with vandal-proof screws (2pcs set) Ø50.

7516-70

Fascetta a molla in acciaio inox inclusa Ø70.

Spring clip in stainless steel included Ø70.



7516-70ANTV

Fascette a molla in acciaio inox, bloccate da viti antivandaliche (set 2pz).

Spring clip in stainless steel, blocked by vandal-proof screws (2pcs set).

7517-50

Giunto per fila continua a chiusura stagna; chiusura tramite ghiera filettata Ø50.

Joint straight lines watertight; locked by means of a threaded ring Ø50.



7517-70

Giunto per fila continua a chiusura stagna; chiusura tramite ghiera filettata Ø70.

Joint straight lines watertight; locked by means of a threaded ring Ø70.



7517-50PG

Estremità a chiusura stagna composta da pressacavo PG9 e ghiera filettata in alluminio Ø50.

Watertight end composed of PG9 cable gland and aluminum threaded ring nut Ø50.



7517-70PG

Estremità composta da pressacavo PG9 e ghierafilettata in alluminio anodizzato con guarnizione ingomma siliconica a protezione stagna del corpoapparecchio. Chiusura tramite chiave a brugola.

End composed by PG9 cable gland and a threaded anodised aluminium ring, equipped with silicon rubber gasket, making the body watertight.Closure with an Allen key.

7523-SP1

Kit per la giunzione di 2 elementi costituito da una piastra in acciaio zincato e 4 viti per il fissaggio della stessa.

Kit for joining 2 elements consisting of a galvanized steel plate and 4 screws for fixing it.

9951-623B

L	COD
595x595	**9951-623B**

Accessorio per apparecchio da incasso, installazione in appoggio su controsoffitti a pannelli 625x625 mm con struttura in vista.

Accessory for Built-in fitting, lay-in installation in 625x625 mm wide exposed bearing structure.

9952-16B

L	COD
600x600	**9952-16B**

Accessorio per l'installazione su controsoffitti a pannelli 600x600 mm con struttura portante nascosta.

Accessory for lay-in installation in 600x600 mm wide concealed bearing structure.

9952

L	COD
595x595	**9952-100**
295x1195	**9952-200**

Accessorio per incasso installazione su controsoffitti in cartongesso.

Accessory for Built-in fitting installation in plasterboard ceilings.

KIT-GANCIM5SP

COD	
KIT-GANCIM5SPB	○
KIT-GANCIM5SPN	●

Kit per installazione sospensione/plafone (set 2pz) costituito da una molla in acciaio, verniciata a polvere, con pretrattamento superficiale di fosfatazione e due viti autofilettanti. SLIM

Kit for suspension/ceiling installation (2pcs set) consisting of a powder-coated steel spring, with phosphating surface pretreatment and twoself-drilling screws. SLIM

KIT-GANCI6530

SET	COD	
2pz / 2pcs	**KIT-GANCI6530B**	○
2pz / 2pcs	**KIT-GANCI6530N**	●
3pz / 3pcs	**KIT-GANCI6530B-3**	○
3pz / 3pcs	**KIT-GANCI6530N-3**	●

Kit per installazione a sospensione costituito da piastra in acciaio verniciata. LINEAR

Kit for suspension installation consisting of painted steel plate. LINEAR

KIT-GIUNTOLS8530

Kit per la giunzione di 2 elementi costituito da una piastra in acciaio zincato e 4 viti per il fissaggio della stessa. ALL IN ONE

Kit for joining 2 elements consisting of a galvanized steel plate and 4 screws for fixing it. ALL IN ONE

KIT-GIUNTOLS8540

Kit per la giunzione di 2 elementi costituito da una piastra in acciaio zincato e 4 viti per il fissaggio della stessa. ALL IN ONE IP54

Kit for joining 2 elements consisting of a galvanized steel plate and 4 screws for fixing it. ALL IN ONE IP54

Kit per installazione verticale a parete.

Kit for vertical wall installation.

KIT-LTL070

Kit per sospensione verticale. (Varianti disponibili su richiesta)

Vertical suspension kit. (Variants available on request)

KIT-LTL170

Accessorio per apparecchio da plafone.

Accessory for surface mounted fitting.

KIT-PLAF9940

L	COD
295x1195	**KIT-PLAF9940-2**
595x595	**KIT-PLAF9940-4**

Kit per sospensione (set 2pz), costituito da un dispositivo di regolazione micrometrica, un cavo in acciaio Ø2mm L2000mm, una piastra di sostegno ed una di fissaggio.

Suspension kit (2pcs set) consisting of a micrometric adjustment device, a Ø2mm L2000 mm long steel cable, a support plate and a fixing plate.

KIT-SOSP8530

COD	
KIT-SOSP8530B	○
KIT-SOSP8530N	●

Accessorio per la sospensione ad "Y" comprendente un dispositivo di regolazione micrometrica, un cavetto d'acciaio di L 2000 mm e un rosone.

Accessory for suspension "Y" consisting of micrometric regulation, L 2000 mm steel cable and cover.

KIT-SOSP9940

L	COD
295x1195	**KIT-SOSP9940-2**
595x595	**KIT-SOSP9940-4**

Staffe per fissaggio a parete.

Wall brackets.

KIT-STAFAZ

Kit testate di chiusura (set 2pz) costituito da una testata cieca, una con pressacavo M16x1,5 in ottone nikelato e 4 viti automaschianti per il fissaggio. LINEAR

End cap kit (2pcs set) consisting of one blind head, one other with M16x1.5 cable gland in nickel-plated brass and 4 self-tapping screws for the fixing. LINEAR

KIT-TESTATE6530

COD	
KIT-TESTATE6530B	○
KIT-TESTATE6530N	●

Kit testate di chiusura (set 2pz) costituito da una testata cieca, una con pressacavo M16x1,5 in ottone nikelato e 8 viti a testa piatta per il montaggio. SLIM

End cap kit (2pcs set) consisting of one blind head and one other with M16x1.5 cable gland in nickel-plated brass and 8 flat-head screws for mounting. SLIM

KIT-TESTATE7530

COD	
KIT-TESTATE7530B	○
KIT-TESTATE7530N	●

Kit testate di chiusura (set 2pz) costituito da una testata cieca e una con PG. ALL IN ONE

End cap kit (2pcs set) consisting of empty end cap and of end cap with PG. ALL IN ONE

KIT-TESTATE8530

COD	
KIT-TESTATE8530B	○
KIT-TESTATE8530N	●

Kit testate di chiusura (set 2pz) costituito da una testata cieca e una con PG. ALL IN ONE IP54

End cap kit (2pcs set) consisting of empty end cap and of end cap with PG. ALL IN ONE IP54

KIT-TESTATE8540

COD	
KIT-TESTATE8540B	○
KIT-TESTATE8540N	●

STIVCA	**Kit installazione su controsoffitti (set 2pz)** in cartongesso a raso costituito da coppia di staffe. VECTOR A	**Installation kit on plasterboard (2pcs set)** false ceilings satin consisting of brackets pair. VECTOR A
STIVCA-3	**Kit installazione su controsoffitti (set 3pz)** in cartongesso a raso costituito da coppia di staffe. VECTOR A	**Installation kit on plasterboard (3pcs set)** false ceilings satin consisting of brackets pair. VECTOR A
STIVCL	**Kit installazione su controsoffitti (set 2pz)** in cartongesso a raso costituito da coppia di staffe. VECTOR L	**Installation kit on plasterboard (2pcs set)** false ceilings satin consisting of brackets pair. VECTOR L
STIVCL-3	**Kit installazione su controsoffitti (set 3pz)** in cartongesso a raso costituito da coppia di staffe. VECTOR L	**Installation kit on plasterboard (3pcs set)** false ceilings satin consisting of brackets pair. VECTOR L
STIVCM	**Kit installazione su controsoffitti (set 2pz)** in cartongesso a raso costituito da coppia di staffe. VECTOR M	**Installation kit on plasterboard (2pcs set)** false ceilings satin consisting of brackets pair. VECTOR M
STIVCM-3	**Kit installazione su controsoffitti (set 3pz)** in cartongesso a raso costituito da coppia di staffe. VECTOR M	**Installation kit on plasterboard (3pcs set)** false ceilings satin consisting of brackets pair. VECTOR M
STIVFA	**Kit installazione su controsoffitti (set 2pz)** in cartongesso a raso costituito da coppia di staffe. VECTOR FRAME A	**Installation kit on plasterboard (2pcs set)** false ceilings satin consisting of brackets pair. VECTOR FRAME A
STIVFA-3	**Kit installazione su controsoffitti (set 3pz)** in cartongesso a raso costituito da coppia di staffe. VECTOR FRAME A	**Installation kit on plasterboard (3pcs set)** false ceilings satin consisting of brackets pair. VECTOR FRAME A
STIVFL	**Kit installazione su controsoffitti (set 2pz)** in cartongesso a raso costituito da coppia di staffe. VECTOR FRAME L	**Installation kit on plasterboard (2pcs set)** false ceilings satin consisting of brackets pair. VECTOR FRAME L
STIVFL-3	**Kit installazione su controsoffitti (set 3pz)** in cartongesso a raso costituito da coppia di staffe. VECTOR FRAME L	**Installation kit on plasterboard (3pcs set)** false ceilings satin consisting of brackets pair. VECTOR FRAME L
STIVFM	**Kit installazione su controsoffitti (set 2pz)** in cartongesso a raso costituito da coppia di staffe. VECTOR FRAME L	**Installation kit on plasterboard (2pcs set)** false ceilings satin consisting of brackets pair. VECTOR FRAME L
STIVFM-3	**Kit installazione su controsoffitti (set 3pz)** in cartongesso a raso costituito da coppia di staffe. VECTOR FRAME L	**Installation kit on plasterboard (3pcs set)** false ceilings satin consisting of brackets pair. VECTOR FRAME L

VERSIONI SU RICHIESTA /
VERSIONS ON REQUEST



AC

APPARECCHIO predisposto con cave sul fondo o con bocchettone per la circolazione di aria forzata.

FITTING equipped with air slots or with duct for centralised air conditioning installations.

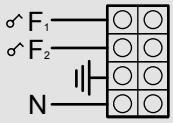

DA

PREDISPOSIZIONE per doppia accensione (morsetto con due fasi e doppio condensatore).

PRE-SET for double switch (2-phase terminal block and double capacitor).

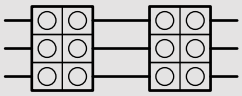

FC

Cablaggio predisposto per collegare in fila continua due apparecchi vicini, con due morsetti, uno all'ingresso ed uno all'uscita, collegati tra loro con cavo di sezione 2,5 mm.

Wiring pre-set for connection of two fittings in continuous line by means of two terminal blocks, at the entrance and at the exit, connected by a 2,5 mm section cable.

DALI

CABLAGGIO ELETTRONICO DIMMERABILE DALI
230-240V / 50-60Hz
Interfaccia standardizzata e indirizzabile per il controllo della luce.

DALI DIMMABLE ELECTRONIC WIRING
230-240V / 50-60Hz
Standardised and addressable interface for lighting control.

DIM

CABLAGGIO ELETTRONICO DIMMERABILE
230-240V / 50-60Hz
Nelle varianti:
- Alimentatore analogico (con dimmer/potenziometro con uscita 1÷10 V c.c.)
- Alimentatore digitale (con pulsante "normalmente aperto")

DIMMABLE ELECTRONIC WIRING

230-240V / 50-60Hz
In the versions:
- Analogic ballast (dimmer/potentiometer output in d.c. from 1 to 10 V)
- Digital ballast (button "normally open")

EM

COMPLESSO DI EMERGENZA
Autonomia 1h / 2h / 3h

EMERGENCY UNIT
1h / 2h / 3h autonomy

MF

CONNETTORE AD INNESTO RAPIDO: collegamento alla rete direttamente dall'esterno dell'apparecchio.

Quick plug-in: connection to the mains from the outer part of the fitting.

ACRONIMO PRODOTTI / ACRONIMO PRODUCTS

MP	Microprismatizzato	Microprismatic
NE	Nero	Black
OP	Opale	Opal
PAR	Parabolico	Parabolic
TL	Telaio lastra	Slab frame
TS	Vetro satinato	Satin glass
WO	White optics	White optics

TIPI DI INSTALLAZIONE / MOUNTINGS



Sospensione — Suspended fitting



Plafone — Surface mounted fitting



Incasso — Built-in fitting



A terra — Floor



A parete — Wall luminaire



Incasso a pavimento — Floor recessed

EMISSIONE LUMINOSA / LIGHT EMISSION



Diretta — Direct



Diretta-Indiretta — Direct-Indirect



Indiretta — Indirect



Luce radente — Wall washer

CABLAGGI / WIRINGS

La produzione Metalmek è conforme agli standard indicati dalle Direttiva 2014/30/UE - nota come **Direttiva compatibilità elettromagnetica o Direttiva EMC** e alla Direttiva 2014/35/UE - nota come **Direttiva bassa tensione o Direttiva LVD**. Le versioni standard sono cablate con alimentatori elettronici.
Nella quasi totalità dei casi è disponibile, su richiesta, anche versione con alimentatore elettronico dimmerabile / DALI e il gruppo di emergenza 1/3H.

Metalmek production complies with the standards set by Directive 2014/30/EU - known as the **Electromagnetic Compatibility Directive or EMC Directive** and Directive 2014/35/EU - known as the **Low Voltage Directive or LVD Directive**. The standard versions are wired with electronic ballasts.

In almost all cases it is also available, on request, with a Dimmable electronic / DALI power supply unit and the 1/3H Emergency unit.

DATI TECNICI / TECHNICAL DATA

A	Distanza tra il centro del foro di fissaggio e il bordo superiore dell'apparecchio	Distance between the centre of the fixing hole and the upper border of the fitting
A'	Distanza tra il centro del foro di fissaggio e il bordo laterale dell'apparecchio	Distance between the centre of the fixing hole and the side border of the fitting
B	Fascio	Beam
D	Larghezza totale apparecchio (mm)	Overall width (mm)
D'	Ingombro in larghezza dell'apparecchio incassato (mm)	Recessed width (mm)
F	Interasse in larghezza dei fori di fissaggio (mm)	Width between centres of fixing holes (mm)
F'	Interasse in lunghezza dei fori di fissaggio (mm)	Length between centres of fixing holes (mm)
H	Altezza totale apparecchio (mm)	Overall height (mm)
H'	Ingombro in altezza dell'apparecchio incassato (mm)	Recessed height (mm)
I	Interasse dei traversini di appoggio	Distance between support beams
Kg	Peso dell'apparecchio in kg	Fitting weight
LAMP. K	La temperatura della luce espressa nell'unità Kelvin	The temperature of light expressed in the Kelvin unit
L	Lunghezza totale apparecchio (mm)	Overall length (mm)
L'	Ingombro in lunghezza dell'apparecchio incassato (mm)	Recessed length (mm)
lm/IN	Il flusso luminoso espresso in lumen nominali	The luminous flux expressed in nominal lumens
lm/OUT	Il flusso luminoso espresso in lumen reali	The luminous flux expressed in real lumens
m^3	Volume dell'imballo	Packaging volume
Ø	Diametro apparecchio (mm)	Fitting diameter (mm)
S	Lunghezza del foro del controsoffitto (mm)	Length of the hole in the false ceiling (mm)
S'	Larghezza del foro del controsoffitto (mm)	Width of the hole in the false ceiling (mm)
Ø S	Diametro del foro d'incasso (mm)	Hole cut-out (mm)
T	Interasse in larghezza dei fori di sospensione (mm)	Width between centres of suspension holes (mm)
T'	Interasse in lunghezza dei fori di sospensione (mm)	Length between centres of suspension holes (mm)
W	Lampada e potenza	Lamp and power

TABELLE CODICI / REFERENCE TABLES

Per ogni articolo sono riportati i codici di ordinazione delle versioni con cablaggi sia elettromagnetici che elettronici, e le relative varianti con kit di emergenza. Laddove è indicato "S.R." significa che l'articolo ed il relativo codice sono "su richiesta". La presenza di un trattino sta a segnalare che la relativa versione non è disponibile.

Each item has its reference code for electromechanical and electronicwiring, as well as the optional version with Emergency unit. The mention "S.R." means that the item, as well as its reference code, are "upon request".
The presence of a dash indicates that the the version is not available.

SIMBOLI / SYMBOLS

CRI -	Resistenza impatto	Impact energy
A+	Efficienza energetica A+	Energetic efficiency A+
CE	Tutti gli apparecchi sono costruiti in conformità alle direttive 89/336/CEE di compatibilità elettromagnetica EMC e 73/23/CEE di bassa tensione	All fittings comply with 89/336/CEE EMC electromagnetic compatibility and 73/23/CEE LV low voltage regulations
MAC ADAM -	Tolleranza di colore	Color tolerance
-	Durata utile	Lifetime
GR-	Classe di rischio. Sicurezza fotobiologica delle lampade e sistemi di lampade	Risk Class. Photobiological safety of lamps and lamp system
F	Apparecchio adatto per installazione su superfici normalmente infiammabili	The fitting can be installed on normally flammable surfaces
	Isolamento in Classe I	Class I insulation
	Isolamento in Classe II	Class II insulation
III	Isolamento in Classe III	Class III insulation
IK -	Indice di resa cromatica	Color rendering index
IP	Grado di protezione contro la penetrazione di solidi e liquidi	Degree of protection against penetration of solids and liquids
DxL	Larghezza e lunghezza del foro in cartongesso	Hole width and length in plasterboard
T° -	Temperatura d'esercizio	Operating temperature
FILO INC. 850 °C	Restistenza alla fiamma	Flame resistance

INDICE GENERALE /
GENERAL INDEX

INDICE ALFANUMERICO /
ALPHANUMERIC INDEX

ARCHITECTURAL

PRODOTTI PER IL DESIGN ARCHITETTURALE /
ARCHITECTURAL DESIGN PRODUCTS

SERIE	ART.	PAG.
VECTOR ROUND D-I	9735 OP	30
VECTOR ROUND D	9736 OP	32
VECTOR ROUND D	9741 MP	34
VECTOR ROUND MOSS	9836 OP	36
CIRCLE	9750 OP	40
CIRCLE	8930 OP	42
TILE D	9737 OP	46
TILE D	9747 MP	48
VECTOR A D-I	9808 PAR99	54
VECTOR A D	9807 PAR99	56
VECTOR A D-I	9820 OP	58
VECTOR A D-I	9809 MP	60
VECTOR A D	9810 OP	62
VECTOR A D	9814 MP	64
VECTOR A	9806 LENS	68
VECTOR A IND	9825 OP	70
VECTOR FRAME A	9818 PAR99	72
VECTOR FRAME A	9816 OP	74
VECTOR FRAME A	9819 MP	76
VECTOR FRAME A	9805 LENS	80
VECTOR M D-I	9708 OP	86
VECTOR M D	9725 OP	88
VECTOR M D	9727 MP	90
VECTOR FRAME M	9726 OP	96
VECTOR FRAME M	9728 MP	98
VECTOR L D-I	9754 OP	104
VECTOR L D-I	9755 MP	106
VECTOR L	9730 OP	108
VECTOR L	9757 OP	110
VECTOR FRAME L	9731 OP	116
VECTOR FRAME L	9756 MP	118
PIANTANA	8480 LENS	124
ZURIGO D-I	8470	128
VECTOR WALL D-I	8525	132
VAGO D-I	8521	136
ACUSTICA	9760 ISICHì	142
ACUSTICA	9780 ICHOS	144
TUBOLUCE IP65	7512 OP	148
TUBOLUCE IP65	7512	150
TUBOLUCE IP65	8518 50 LED OP	152



METALMEK

FARETTI DA BINARIO /
SPOTLIGHTS

SERIE	ART.	PAG.
BINARIO ELETTRIFICATO / GLOBAL TRACK PRO		158
BINARIO DALI / GLOBAL TRACK DALI		162
POMPEI	GA-016 CASA	168
PISA	GA-017 BING	172
POSITANO	GA-016 CAFETERIA	176
POTENZA	REFORM CYLINDER	180
KAPPA	7555	184



METALMEK

FOOD /
FOOD

SERIE	ART.	PAG.
POMPEI	GA-016 CASA	188
PISA	GA-017 BING	190
POSITANO	GA-016 CAFETERIA	192
POTENZA	REFORM CYLINDER	194
FL	MINI LEAN-1B	196
FL	LEAN-2B	198

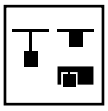

METALMEK

FARETTI A SOSPENSIONE - PLAFONE - INCASSO /
SUSPENSION - CEILING - RECESSED SPOTLIGHT

SERIE.	ART.	PAG.
FL	MINI LEAN-1B	204
FL	LEAN-2B	206
SALERNO ROUND	8882	210
SALERNO SQUARE	8883	212
FI	7310	218
FI	7311	219
FIRST SINGLE	FIRST SINGLE	222
FIRST DUO	FIRST DUO	226
FIRST TRIO	FIRST TRIO	230
MILANO ROUND	8872	234
MILANO SQUARE	8873	236
SOFIA	5150	240
GIOTTO 50	7625	244
FL	7431	248

METALMEK

SISTEMI MODULARI, CANALI E REGLETTE /
MODULAR SYSTEMS, CHANNELS AND REGLETTES

SERIE	ART.	PAG.
LINEAR	6530	254
SLIM	7530 S	260
ALL IN ONE	8530	266
ALL IN ONE IP54	8540	272

METALMEK

APPARECCHI DA SOSPENSIONE E PLAFONE /
SUSPENDED AND SURFACE FITTINGS

SERIE	ART.	PAG.
INDUSTRY S	7538 PAR90	280
TWIN 2 D-I	9860 PAR90	286
TWIN 2 D-I	9851 OP	287
TWIN 2 D	9865 PAR90	290
TWIN 2 D	9861 OP	291
HI PANEL D-I	9946 MP	294
2190	2190	298
T5 295-595	7810 PAR90	302
OK	4940 PAR90	308
OK	5953 OP	309
AZ21	5720 OP	312

METALMEK

APPARECCHI DA INCASSO /
RECESSED FITTINGS

SERIE	ART.	PAG.
595	2095 LENS	318
295-595	2090 MP	322
295-595	2080 MP	324
5T5	7960 PAR90	328
HI PANEL	9940 MP	332
ALBA	9145	336
MORBIDA	2019	340

METALMEK

AMBIENTI STERILI /
STERILE ENVIRONMENTS

SERIE	ART.	PAG.
TESTALETTO	7670	346
OK INOX IP65	4541 PAR90 DO	352
OK INOX IP54	4536 PAR90 DO	353
OK INOX IP65	4841 TS	356
OK INOX IP54	4838 TS	357
HI PANEL IP65	9945	360
OK IP65	4521 PAR90 DO	366
OK IP54	4511 PAR90 DO	367
OK IP65	4839 TS	370
OK IP54	4812 TS	371
600 IP65	6020 PAR90 DO	374
600 IP65	6038 TS	376

METALMEK

INDUSTRIALI /
INDUSTRIAL FITTINGS

SERIE	ART.	PAG.
IPER	8615 LENS	382
AZ63	6165	386
ONDA IP65	7120	390
AZ61 IP65	6120	394
ERMETICA IP65	9550	398
DISCO	8370	402

ACCADEMIA

PRODOTTI OUTDOOR /
OUTDOOR PRODUCTS

SERIE	ART.	PAG.
ONE LIGHT LED	2037	410
SPOT LED	2038	420

ACCESSORI /
ACCESSORIES

ART.	PAG.
186311	423
186370	423
4403	423
4406	423
4406B3	423
4406N3	423
4406B5	423
4406N5	423
4412-IPRLED	423
4415	424
4415-ZUC	424
4417SP1	424
4417SP1-1	424
4417SP1-2	424
4417SP1-3	424
4417SP1-4	424
4417SP2	424
4417SP2-1	424
4417SP2-2	424
4417SP2-3	424
4417SP2-4	424
4436	424
4436-236	424
4436-258	424
4436-455	424
4436-IPRLED	424
4436-236C	424
6390LED501H	425
6523-SP1	425
7516-50	425
7516-50ANTV	425
7516-70	425
7516-70ANTV	425
7517-50	425
7517-70	425
7517-50PG	425
7517-70PG	425
7523-SP1	426
9951-623B	426
9952-16B	426
9952	426
9952-100	426
9952-200	426
KIT-GANCIM5SP	426
KIT-GANCIM5SPB	426
KIT-GANCIM5SPN	426
KIT-GANCI6530	426
KIT-GANCI6530B	426

ACCESSORI /
ACCESSORIES

ART.	PAG.
KIT-GANCI6530N	426
KIT-GANCI6530B-3	426
KIT-GANCI6530N-3	426
KIT-GIUNTOLS8530	426
KIT-GIUNTOLS8540	426
KITLTL070	426
KITLTL170	426
KIT-PLAF9940	427
KIT-PLAF9940-2	427
KIT-PLAF9940-4	427
KIT-SOSP8530	427
KIT-SOSP8530B	427
KIT-SOSP8530N	427
KIT-SOSP9940	427
KIT-SOSP9940-2	427
KIT-SOSP9940-4	427
KIT-STAFAZ	427
KIT-TESTATE6530	427
KIT-TESTATE6530B	427
KIT-TESTATE6530N	427
KIT-TESTATE7530	427
KIT-TESTATE7530B	427
KIT-TESTATE7530N	427
KIT-TESTATE8530	427
KIT-TESTATE8530B	427
KIT-TESTATE8530N	427
KIT-TESTATE8540	427
KIT-TESTATE8540B	427
KIT-TESTATE8540N	427
STIVCA	428
STIVCA-3	428
STIVCL	428
STIVCL-3	428
STIVCM	428
STIVCM-3	428
STIVFA	428
STIVFA-3	428
STIVFL	428
STIVFL-3	428
STIVFM	428
STIVFM-3	428
AC	430
DA	430
DALI	430
DIM	430
EM	430
FC	430
MF	430

INDICE ALFANUMERICO /
ALPHANUMERIC INDEX

ART.	SERIE	PAG.
186311	ACCESSORI	423
186370	ACCESSORI	423
2019	MORBIDA	340
2037	ONE LIGHT LED	410
2038	SPOT LED	420
2080 MP	295-595	324
2090 MP	295-595	322
2095 LENS	595	318
2190	2190	298
4403	ACCESSORI	423
4406B3	ACCESSORI 4406	423
4406N3	ACCESSORI 4406	423
4406B5	ACCESSORI 4406	423
4406N5	ACCESSORI 4406	423
4412-IPRLED	ACCESSORI	423
4415	ACCESSORI	424
4415-ZUC	ACCESSORI	424
4417SP1-1	ACCESSORI 4417SP1	424
4417SP1-2	ACCESSORI 4417SP1	424
4417SP1-3	ACCESSORI 4417SP1	424
4417SP1-4	ACCESSORI 4417SP1	424
4417SP2-1	ACCESSORI 4417SP2	424
4417SP2-2	ACCESSORI 4417SP2	424
4417SP2-3	ACCESSORI 4417SP2	424
4417SP2-4	ACCESSORI 4417SP2	424
4436-236	ACCESSORI 4436	425
4436-258	ACCESSORI 4436	425
4436-455	ACCESSORI 4436	425
4436-IPRLED	ACCESSORI	425
4436-236C	ACCESSORI	425
4511 PAR90 DO	OK IP54	367
4521 PAR90 DO	OK IP65	366
4536 PAR90 DO	OK INOX IP54	353
4541 PAR90 DO	OK INOX IP65	352
4812 TS	OK IP54	371
4838 TS	OK INOX IP54	357
4839 TS	OK IP65	370
4841 TS	OK INOX IP65	356
4940 PAR90	OK	308
5150	SOFIA	240
5720 OP	AZ21	312
5953 OP	OK	309
6020 PAR90 DO	600 IP65	374
6038 TS	600 IP65	376
6120	AZ61 IP65	394
6165	AZ63	386
6390LED501H	ACCESSORI	425
6530	LINEAR	254

ART.	SERIE	PAG.
6523-SP1	ACCESSORI	425
7120	ONDA IP65	390
7310	FI	218
7311	FI	219
7431	FL	248
7512	TUBOLUCE IP65	150
7512 OP	TUBOLUCE IP65	148
7516-50	ACCESSORI	425
7516-50ANTV	ACCESSORI	425
7516-70	ACCESSORI	425
7516-70ANTV	ACCESSORI	425
7517-50	ACCESSORI	425
7517-70	ACCESSORI	425
7517-50PG	ACCESSORI	425
7517-70PG	ACCESSORI	425
7523-SP1	ACCESSORI	426
7530 S	SLIM	260
7538 PAR90	INDUSTRY S	280
7555	KAPPA	184
7625	GIOTTO 50	244
7670	TESTALETTO	346
7810 PAR90	T5 295-595	302
7960 PAR90	5T5	328
8370	DISCO	402
8470	ZURIGO D-I	128
8480	PIANTANA LENS	124
8518 50 LED OP	TUBOLUCE IP65	152
8521	VAGO D-I	136
8525	VECTOR WALL D-I	132
8530	ALL IN ONE	266
8540	ALL IN ONE IP54	272
8615 LENS	IPER	382
8872	MILANO ROUND	234
8873	MILANO SQUARE	236
8882	SALERNO ROUND	210
8883	SALERNO SQUARE	212
8930 OP	CIRCLE	42
9145	ALBA	336
9550	ERMETICA IP65	398
9708 OP	VECTOR M D-I	86
9725 OP	VECTOR M D	88
9726 OP	VECTOR FRAME M	96
9727 MP	VECTOR M D	90
9728 MP	VECTOR FRAME M	98
9730 OP	VECTOR L	108
9731 OP	VECTOR FRAME L	116
9735 OP	VECTOR ROUND D-I	30
9736 OP	VECTOR ROUND D	32

ART.	SERIE	PAG.
9737 OP	TILE D	46
9741 MP	VECTOR ROUND D	34
9747 MP	TILE D	48
9750 OP	CIRCLE	40
9754 OP	VECTOR L D-I	104
9755 MP	VECTOR L D-I	106
9756 MP	VECTOR FRAME L	118
9757 MP	VECTOR L	110
9760 ISICHì	ACUSTICA	142
9780 ICHOS	ACUSTICA	144
9805 LENS	VECTOR FRAME A	80
9806 LENS	VECTOR A	68
9807 PAR99	VECTOR A D	58
9808 PAR99	VECTOR A D-I	54
9809 MP	VECTOR A D-I	60
9810 OP	VECTOR A D	62
9814 MP	VECTOR A D	64
9816 OP	VECTOR FRAME A	74
9818 PAR99	VECTOR FRAME A	72
9819 MP	VECTOR FRAME A	76
9820 OP	VECTOR A D-I	58
9825 OP	VECTOR A IND	70
9836 OP	VECTORI ROUND MOSS	36
9851 OP	TWIN 2 D-I	287
9860 PAR90	TWIN 2 D-I	286
9861 OP	TWIN 2 D	291
9865 PAR90	TWIN 2 D	290
9940 MP	HI PANEL	332
9945	HI PANEL IP65	360
9946 MP	HI PANEL D-I	294
9951-623B	ACCESSORI	426
9952-16B	ACCESSORI	426
9952-100	ACCESSORI 9952	426
9952-200	ACCESSORI 9952	426
AC		472
BINARIO ELETTRIFICATO / GLOBAL TRACK PRO		158
BINARIO DALI / GLOBAL TRACK DALI		162
DA		430
DALI		430
DIM		430
EM		430
FC		430
FIRST DUO	FIRST DUO	226
FIRST SINGLE	FIRST SINGLE	222
FIRST TRIO	FIRST TRIO	230
KIT-GANCIM5SPB	ACCESSORI KIT-GANCIM5SP	426
KIT-GANCIM5SPN	ACCESSORI KIT-GANCIM5SP	426
KIT-GANCI6530B	ACCESSORI KIT-GANCI6530	426

ART.	SERIE	PAG.
KIT-GANCI6530N	ACCESSORI KIT-GANCI6530	426
KIT-GANCI6530B-3	ACCESSORI KIT-GANCI6530	426
KIT-GANCI6530N-3	ACCESSORI KIT-GANCI6530	426
KIT-GIUNTOLS8530	ACCESSORI	426
KIT-GIUNTOLS8540	ACCESSORI	426
KIT-LTL070	ACCESSORI	427
KIT-LTL170	ACCESSORI	427
KIT-PLAF9940-2	ACCESSORI KIT-PLAF9940	427
KIT-PLAF9940-4	ACCESSORI KIT-PLAF9940	427
KIT-SOSP8530B	ACCESSORI KIT-SOSP8530	427
KIT-SOSP8530N	ACCESSORI KIT-SOSP8530	427
KIT-SOSP9940-2	ACCESSORI KIT-SOSP9940	427
KIT-SOSP9940-4	ACCESSORI KIT-SOSP9940	427
KIT-STAFAZ	ACCESSORI	427
KIT-TESTATE6530B	ACCESSORI KIT-TESTATE6530	427
KIT-TESTATE6530N	ACCESSORI KIT-TESTATE6530	427
KIT-TESTATE7530B	ACCESSORI KIT-TESTATE7530	427
KIT-TESTATE7530N	ACCESSORI KIT-TESTATE7530	427
KIT-TESTATE8530B	ACCESSORI KIT-TESTATE8530	427
KIT-TESTATE8530N	ACCESSORI KIT-TESTATE8530	427
KIT-TESTATE8540B	ACCESSORI KIT-TESTATE8540	427
KIT-TESTATE8540N	ACCESSORI KIT-TESTATE8540	427
LEAN-2B	FL	206
LEAN-2B	FL - FOOD	198
MF		430
MINI LEAN-1B	FL	204
MINI LEAN-1B	FL - FOOD	196
PISA	GA-017 BING	172
PISA	GA-017 BING - FOOD	190
POMPEI	GA-016 CASA	168
POMPEI	GA-016 CASA - FOOD	188
POSITANO	GA-016 CAFETERIA	176
POSITANO	GA-016 CAFETERIA - FOOD	192
POTENZA	REFORM CYLINDER	180
POTENZA	REFORM CYLINDER - FOOD	194
STIVCA	ACCESSORI	428
STIVCA-3	ACCESSORI	428
STIVCL	ACCESSORI	428
STIVCL-3	ACCESSORI	428
STIVCM	ACCESSORI	428
STIVCM-3	ACCESSORI	428
STIVFA	ACCESSORI	428
STIVFA-3	ACCESSORI	428
STIVFL	ACCESSORI	428
STIVFL-3	ACCESSORI	428
STIVFM	ACCESSORI	428
STIVFM-3	ACCESSORI	428

La Società si riserva il diritto di modificare, senza preavviso, le caratteristiche dei prodotti, come risultato della sua politica di continuo miglioramento sugli stessi.

As a result of its policy of seeking continuous improvements in its products, the Company reserves the right to modify their characteristics without notice.

Graphic design:
Sabrina Penta: www.pensagrafica.it

Photo:
Franco Canziani Fotografia, Castiglione Olona (VA)
U.T. Metalmek Illuminazione, Lainate (MI)
Antonio Ocone - Fotogram Pinetamare, Castel Volturno (CE)

Printed in Italy by Porpora Group S.r.l.
Rodano Millepini (MI)

Edizione 01/2022

www.metalmek.info

Metalmek