

## CONTROL-adapter GAC 69

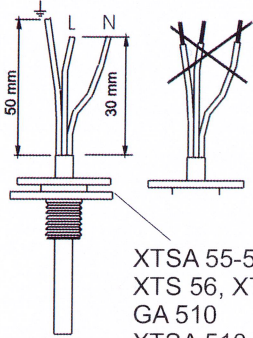
### ASENNUSOHJE, INSTALLATION INSTRUCTION, MONTAGEANWEISUNG, INSTALLATIONSANVISNING

GAC 69 Valintavirranottoalaite	GAC 69 Adapter	GAC 69 Adapter	GAC 69 Adapter	EUROPE FI, CE	USA/CANADA
sähköiset arvot	electrical properties	elektrische Eigenschaften	elektriska egenskaper	Un 250V, In 6A +FELV max. 1A 50VAC (vähintään peruseristetty esim. DALI signal)	Un 250V, In 6A +FELV max. 1A 50VAC (cable with basic isolation e.g. DALI signal)
Suojausluokka	Class	Schutzklasse	Skyddsklass	I	I
Vetolujuus	Pull strength	Zugfestigkeit	Draghållfasthet	50N (10 lbs)	50N (10 lbs)
Taivutusmomentti	Bending moment	Biegemoment	Böjmoment	max. 2,5 Nm	max. 2,5 Nm
Käytetään kohdevalaisimien kiinnitykseen 3-piirikiskoihin	For connection of spotlights to 3-circuit tracks.	Für Aufspannen von Strahlern in 3-Phasenschienen	För anslutning av spotlights i 3-fasskenor	GLOBAL trac pulse dali XTSC(F) 6	GLOBAL trac pulse dali XTSC(F) 6

### WARNING - NORDIC ALUMINIUM LIGHTING TRACK SYSTEMS

It is forbidden to use any kind of solvent, glue, grease, oil or cleaner etc. in contact with Nordic Aluminium adapters or other lighting track components. These foreign materials can cause cracking and/or damage to the components for which Nordic Aluminium will not be liable for.

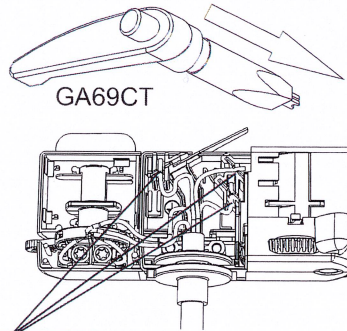
Liitäntäkaapelin vaipan poisto.  
Avmantling av kabeln.  
Entschälung des Kabels.  
Stripping of the cable.



XTSA 55-57  
XTS 56, XTS 58  
GA 510  
XTSA 510, 513

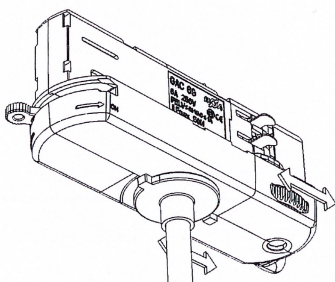
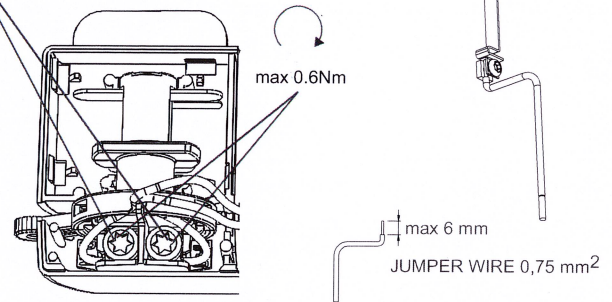
Monilankainen liitäntäjohto 0,5...1,0mm<sup>2</sup>.  
Mångtrådig kopplingsstråd 0,5...1,0mm<sup>2</sup>.  
Mehrdrahtleitung 0,5...1,0mm<sup>2</sup>.  
Cord stranded wire 0,5...1,0mm<sup>2</sup>.

Johtimet painetaan liittimiin johtimien kiinnitystyökalulla (GA69CT).  
Ledarna trycks in i kontakterna med fästverktyg (GA69CT).  
Die Leitungen werden in Anschlußklemmen mit Hilfe des Einsetz Werkzeug zugepresst (GA69CT).  
The conductors are pressed into the connectors by the cable mounting tool (GA69CT).

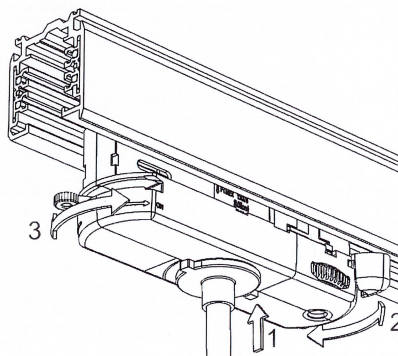


Eristyksen lävistävä liitin (3x) liitäntäjohdolle.  
Envägskoppling (3x) för anslutningsledare.  
Einwegverbindung (3x) für die Leitung.  
Slot connection (3x) for conductor.

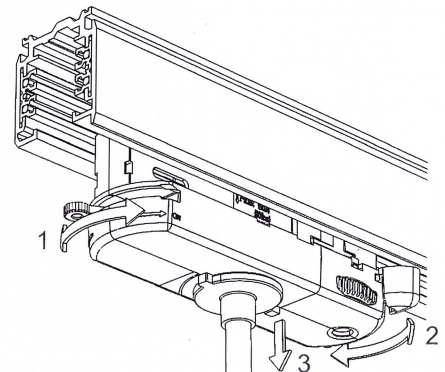
Control modulin kytkentä: käytä johdinta max 0,75mm<sup>2</sup>  
Control module koppling: använd kabel max 0,75mm<sup>2</sup>  
Control Module Kopplung: Anwendung mit Kabel max 0,75mm<sup>2</sup>  
Control module connection: use cable max 0,75mm<sup>2</sup>



Vaiheet (1, 2 tai 3) voidaan valita ennen virranottolaitteen kiinnitystä kiskoon tai kiinnitettynä.  
Fasen (1,2 eller 3) kan väljas före koppling i skena eller därefter  
Wahl der Phase (1,2 oder 3) vor der Aufspannen in der Schiene oder nacher  
Choose the phase (1,2 or 3) before fastening into the track or afterwards.



Virranottolaitteen kiinnitys kiskoon.  
Koppling av adaptern.  
Aufspannen des Adapters.  
Fastening of the adapter



Virranottolaitteen irroitus kiskosta.  
Lösörande av adaptern.  
Auslösung des Adapters.  
Removing the adapter.

### Product and operational safety

It is allowed only to use the parts presented and they must be installed according to these installation instructions. NORDIC ALUMINIUM as manufacturer of the product is not responsible for the safety and function of the system if parts not belonging to this are used or if any deviations from the installation instructions are made. It is then the user's responsibility to ensure The electrical, mechanical and thermal compatibility between the product and the fixtures attached to it.

Manufacturer  
Tillverkare  
Hersteller  
Valmistaja

**NORDIC ALUMINIUM**  
• LIVAL GROUP

Europe  
P.O. Box 31, 04131 Sipoo, Finland  
Tel. +358 20 7660 200, fax +358 20 7660 485  
www.nordicaluminium.fi